



US00D573119S

(12) **United States Design Patent**
Akagawa

(10) **Patent No.:** **US D573,119 S**

(45) **Date of Patent:** **** Jul. 15, 2008**

(54) **CELLULAR TELEPHONE**

(76) Inventor: **Hiroya Akagawa**, 203, 80,
Yakuouji-machi, Ichigaya, Shinjuku-ku,
Tokyo (JP)

(**) Term: **14 Years**

(21) Appl. No.: **29/235,702**

(22) Filed: **Aug. 4, 2005**

(51) **LOC (8) Cl.** **14-03**

(52) **U.S. Cl.** **D14/138; D14/143**

(58) **Field of Classification Search** D14/137-138,
D14/143-144, 147-148, 156, 218, 247-248,
D14/341-347, 496; D16/208; D21/329,
D21/331, 333, 517; 348/14.01-14.02; 361/814;
379/433.01-433.13; 455/90.3, 556.1-556.2,
455/566, 575.1, 575.3, 575.4

See application file for complete search history.

(56) **References Cited**

U.S. PATENT DOCUMENTS

D142,996 S *	11/1945	Forman	D9/629
D263,571 S *	3/1982	Beier	D11/80
D282,741 S *	2/1986	Rivette et al.	D14/143
D290,839 S *	7/1987	Chen	D14/143
D291,693 S *	9/1987	Yoshiharu	D14/143
D340,306 S *	10/1993	Friend et al.	D26/73
D424,558 S *	5/2000	Hong	D14/143
D444,780 S *	7/2001	Nunez	D14/191
D501,801 S *	2/2005	Wolff	D10/70
D509,201 S *	9/2005	Harris	D14/138
D526,227 S *	8/2006	Oas	D10/70

D543,181 S * 5/2007 Ra D14/138
2001/0019946 A1* 9/2001 Okuda 455/90

OTHER PUBLICATIONS

Disney Princess Corded Phone, <URL:http://www.amazon.com/
Disney-Princess-Corded-Phone/dp/B0002ISEH6>, retrieved from
internet Jan. 5, 2007.*

* cited by examiner

Primary Examiner—Ian Simmons

Assistant Examiner—Carla Wright

(74) *Attorney, Agent, or Firm*—DayPitney LLP

(57) **CLAIM**

The ornamental design for a cellular telephone, as shown and
described.

DESCRIPTION

FIG. 1 is a front view of a cellular telephone in an open
position showing my new design;

FIG. 2 is a rear view thereof;

FIG. 3 is a right side view thereof;

FIG. 4 is a left side view thereof;

FIG. 5 is a top plan view thereof;



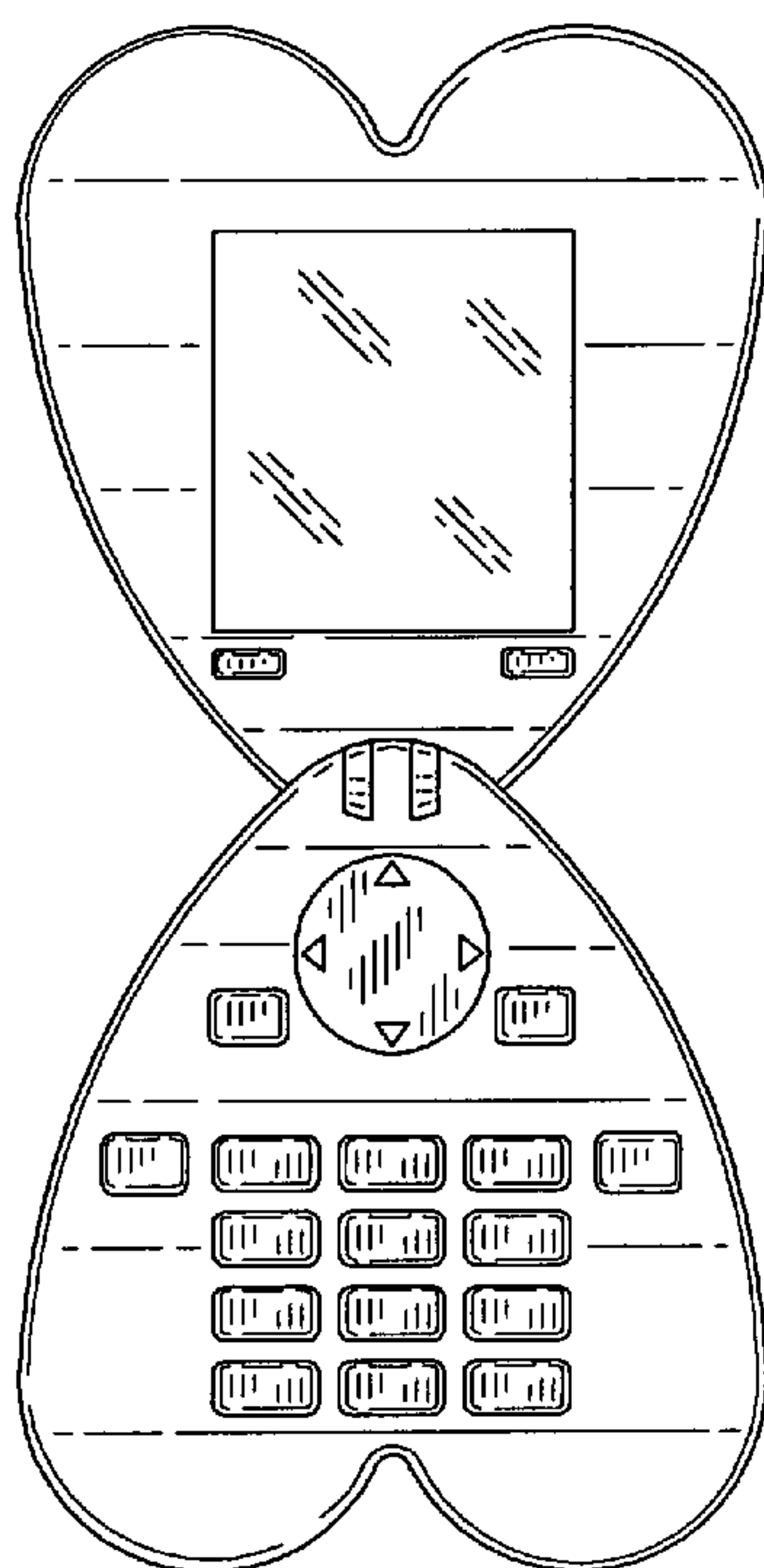
FIG. 6 is a bottom plan view thereof;

FIG. 7 is a front view of a cellular telephone in a closed
position showing my new design;

FIG. 8 is a right side view thereof; and,

FIG. 9 is a bottom plan view thereof.

1 Claim, 3 Drawing Sheets



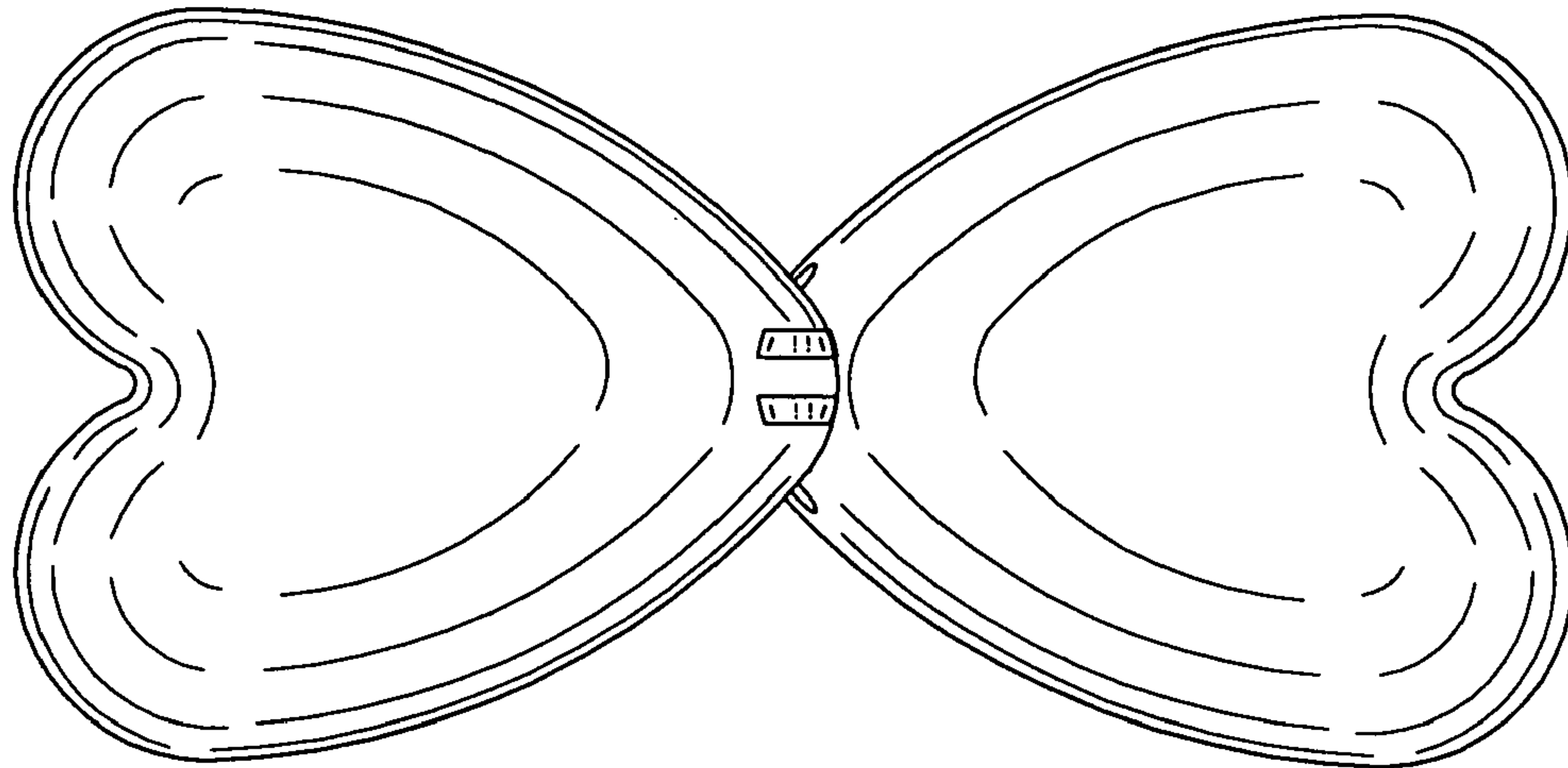


FIG. 2

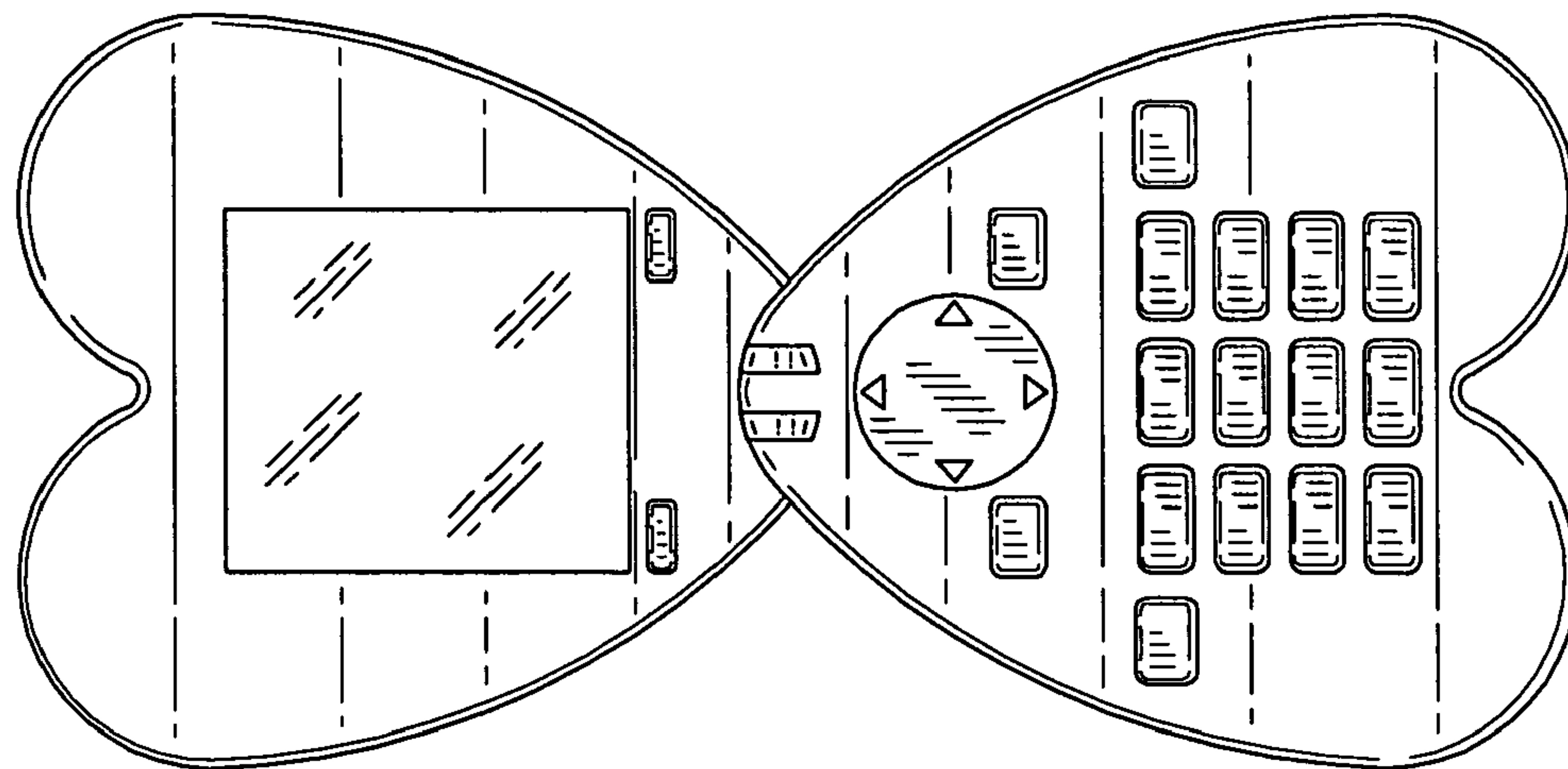


FIG. 1

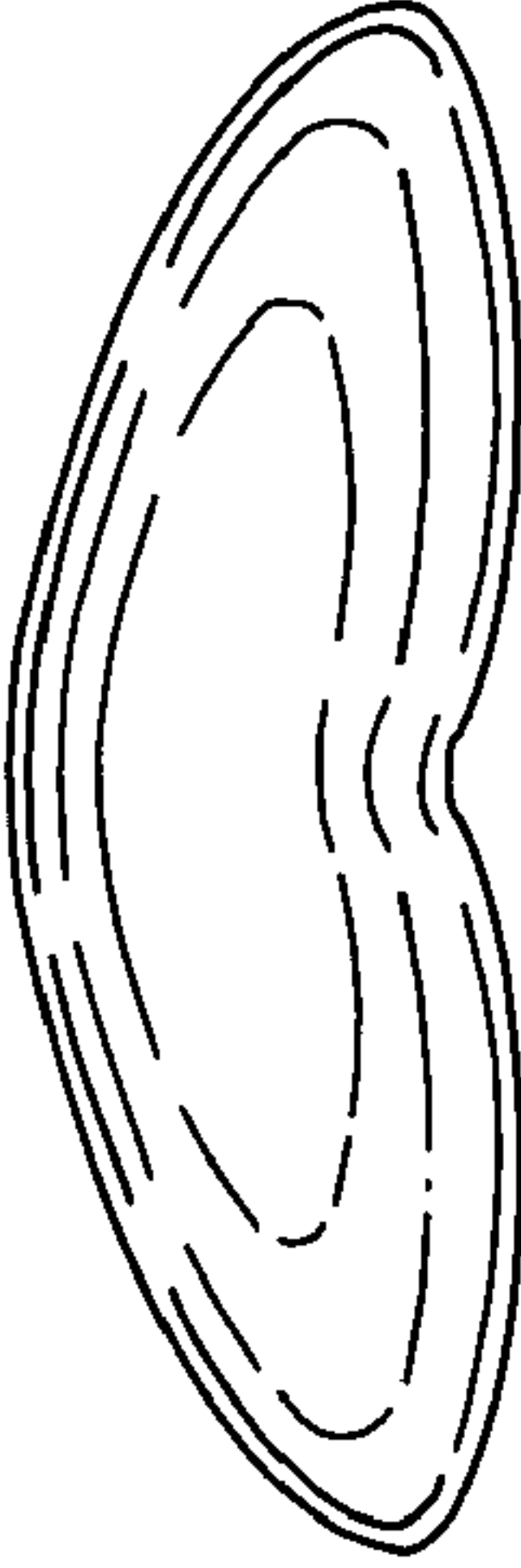


FIG. 5




FIG. 6




FIG. 4




FIG. 3

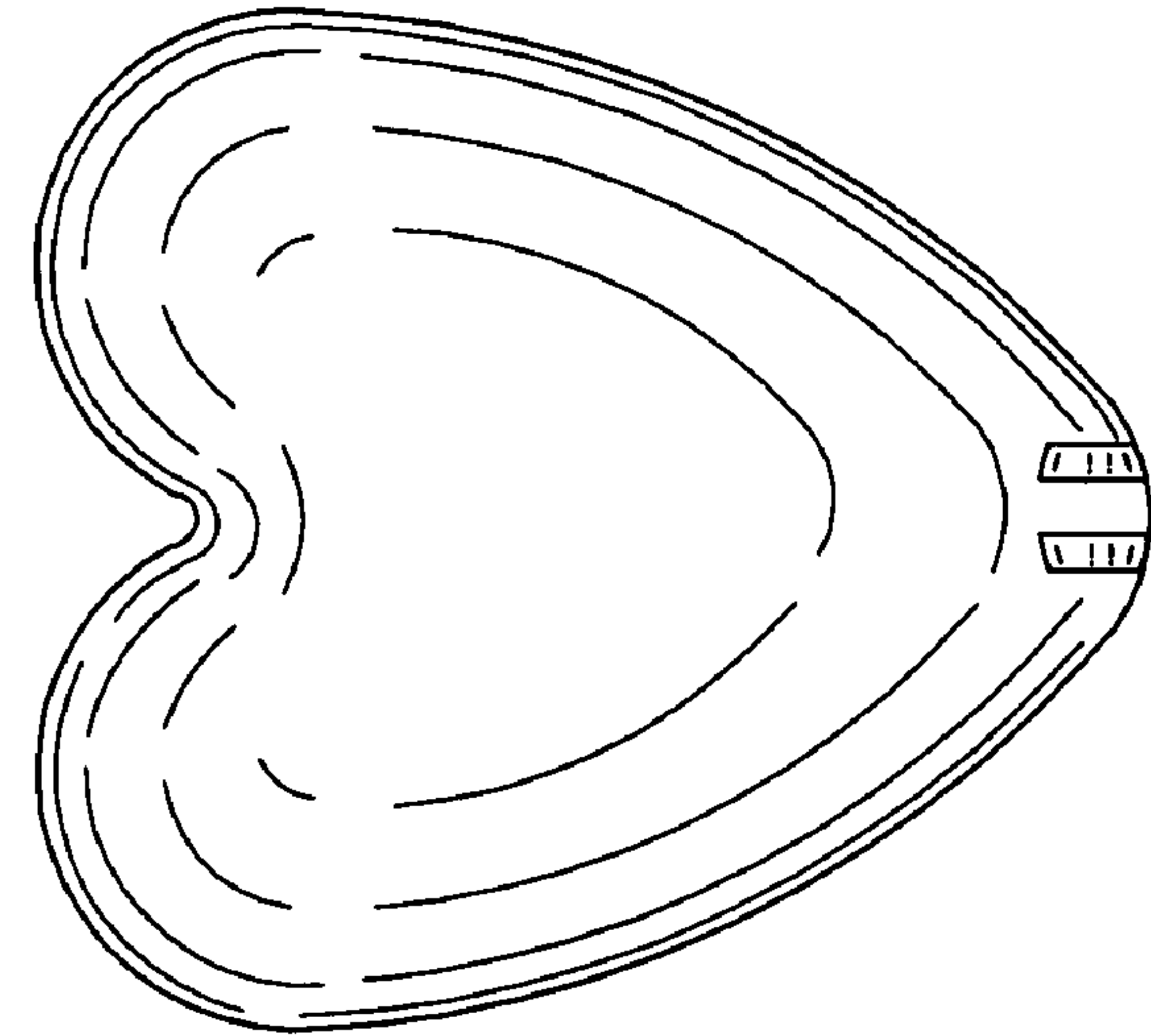


FIG. 7

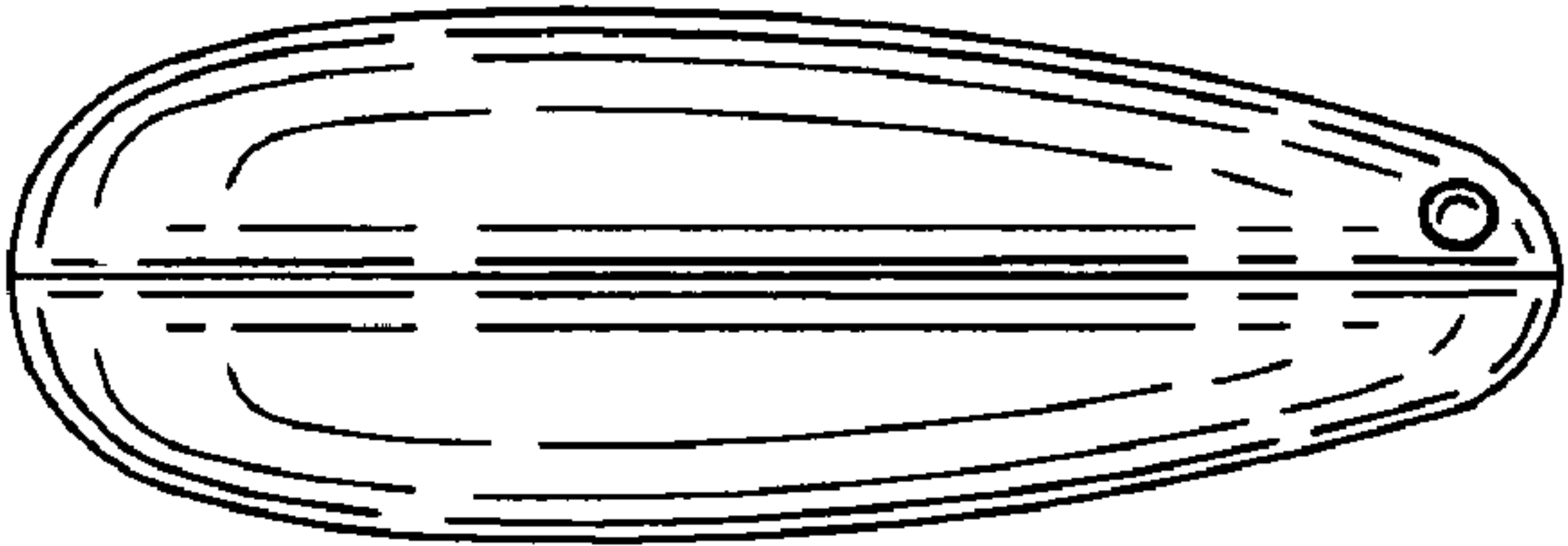


FIG. 8

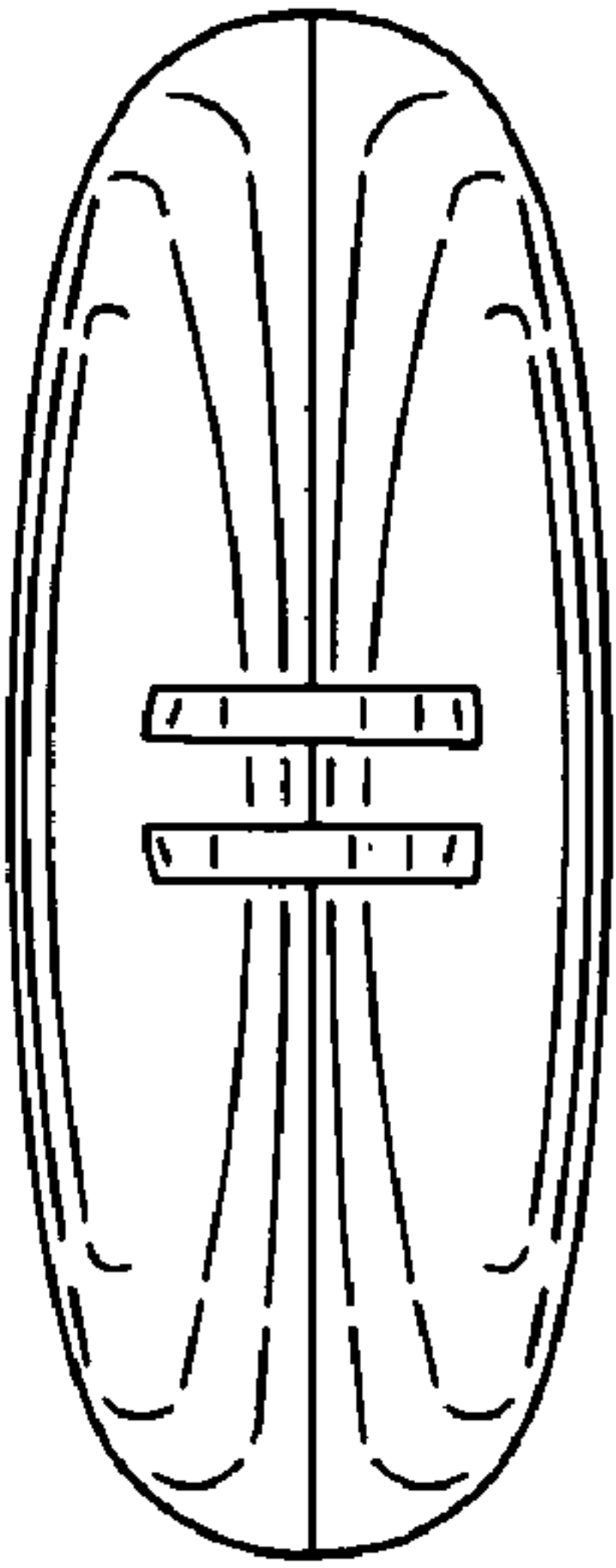


FIG. 9