



US00D573112S

(12) **United States Design Patent**
Xu

(10) **Patent No.:** **US D573,112 S**
(45) **Date of Patent:** **** Jul. 15, 2008**

(54) **HEAT DISSIPATION DEVICE**

(75) Inventor: **Hong-Bo Xu**, Shenzhen (CN)

(73) Assignee: **Hon Hai Precision Industry Co., Ltd.**,
Tu-Cheng, Taipei Hsien (TW)

(**) Term: **14 Years**

(21) Appl. No.: **29/284,195**

(22) Filed: **Sep. 3, 2007**

(51) **LOC (8) Cl.** **13-03**

(52) **U.S. Cl.** **D13/179**

(58) **Field of Classification Search** D13/179;
165/80.3, 104.33, 151, 122, 185; 257/706,
257/707, 718-722; 361/687, 695, 697, 700,
361/702, 704, 709, 710, 711, 719

See application file for complete search history.

(56) **References Cited**

U.S. PATENT DOCUMENTS

6,860,321	B2 *	3/2005	Ji-Hai et al.	165/80.3
6,942,020	B2 *	9/2005	Chen et al.	165/104.21
7,068,512	B2 *	6/2006	Lee et al.	361/704
2005/0056400	A1 *	3/2005	Chen et al.	165/80.3
2005/0247437	A1 *	11/2005	Ying et al.	165/104.33
2006/0070721	A1 *	4/2006	Chen	165/80.3

2006/0082972 A1* 4/2006 Kim 361/709
2006/0102324 A1* 5/2006 Mok et al. 165/104.33

* cited by examiner

Primary Examiner—Selina Sikder

(74) *Attorney, Agent, or Firm*—Frank R. Niranjan

(57) **CLAIM**

The ornamental design for a heat dissipation device, as shown and described.

DESCRIPTION

FIG. 1 is a perspective view of a heat dissipation device showing my new design;

FIG. 2 is a front elevational view thereof;

FIG. 3 is a rear elevational view thereof;

FIG. 4 is a left-side, elevational view thereof;


FIG. 5 is a right-side, elevational view thereof;

FIG. 6 is a top plan view thereof;

FIG. 7 is a bottom plan view thereof; and,

FIG. 8 is a perspective view thereof, showing a cooling fan being mounted to the heat dissipation device, wherein the cooling fan is shown in broken lines for illustrative environmental purposes only and forms no part of the claimed design.

1 Claim, 8 Drawing Sheets






FIG. 1

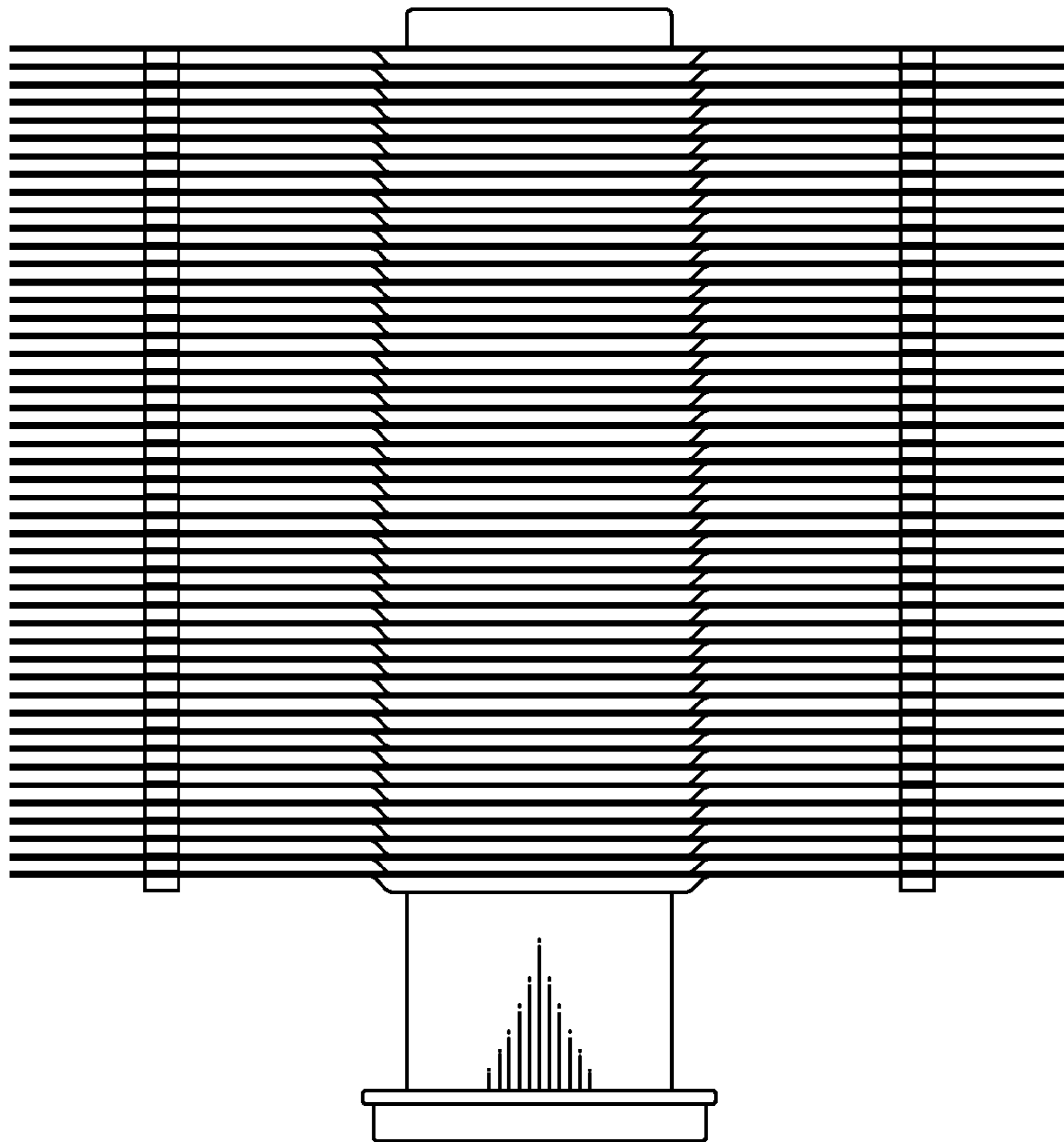


FIG. 2

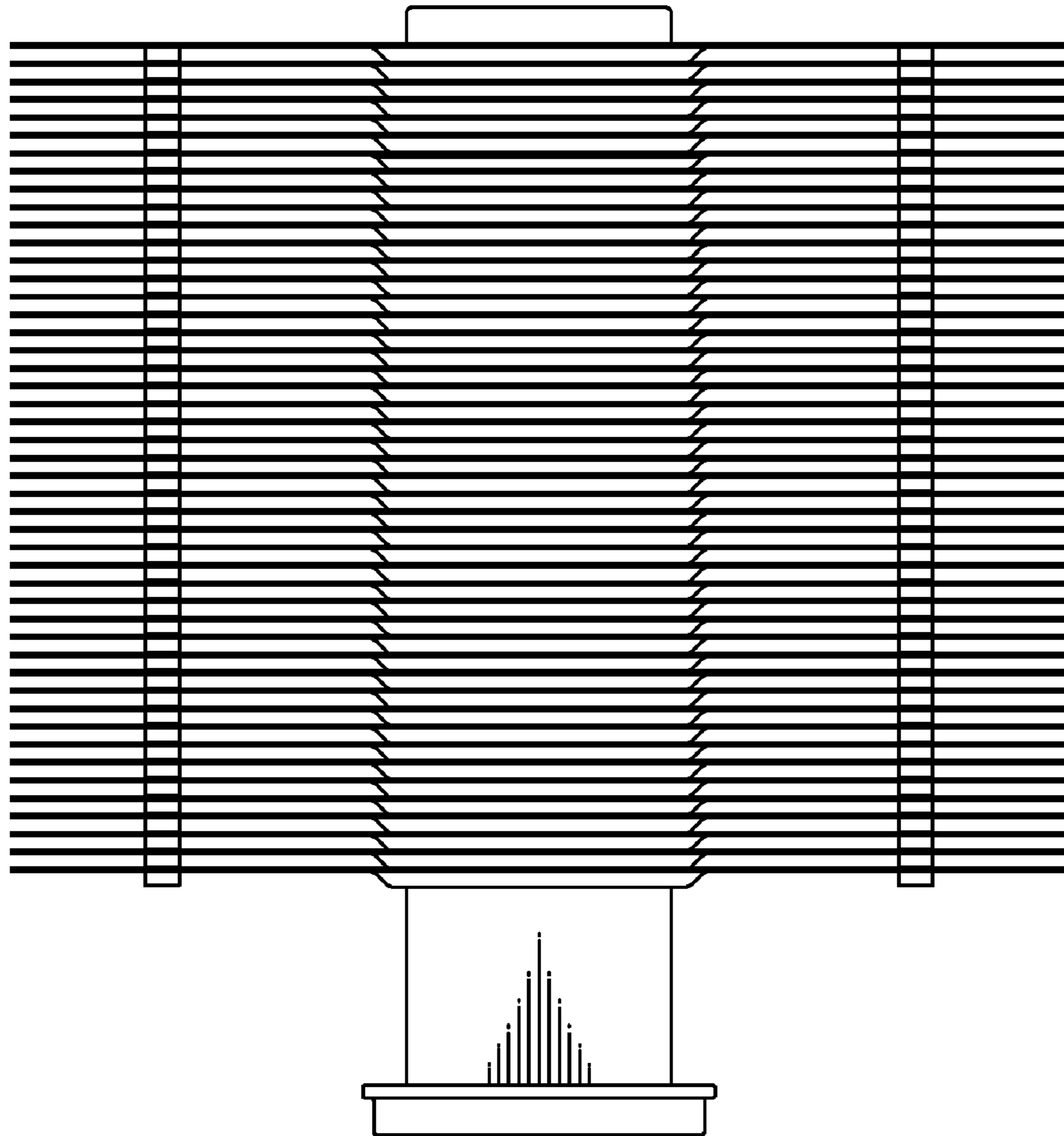


FIG. 3



FIG. 4




FIG. 5




FIG. 6

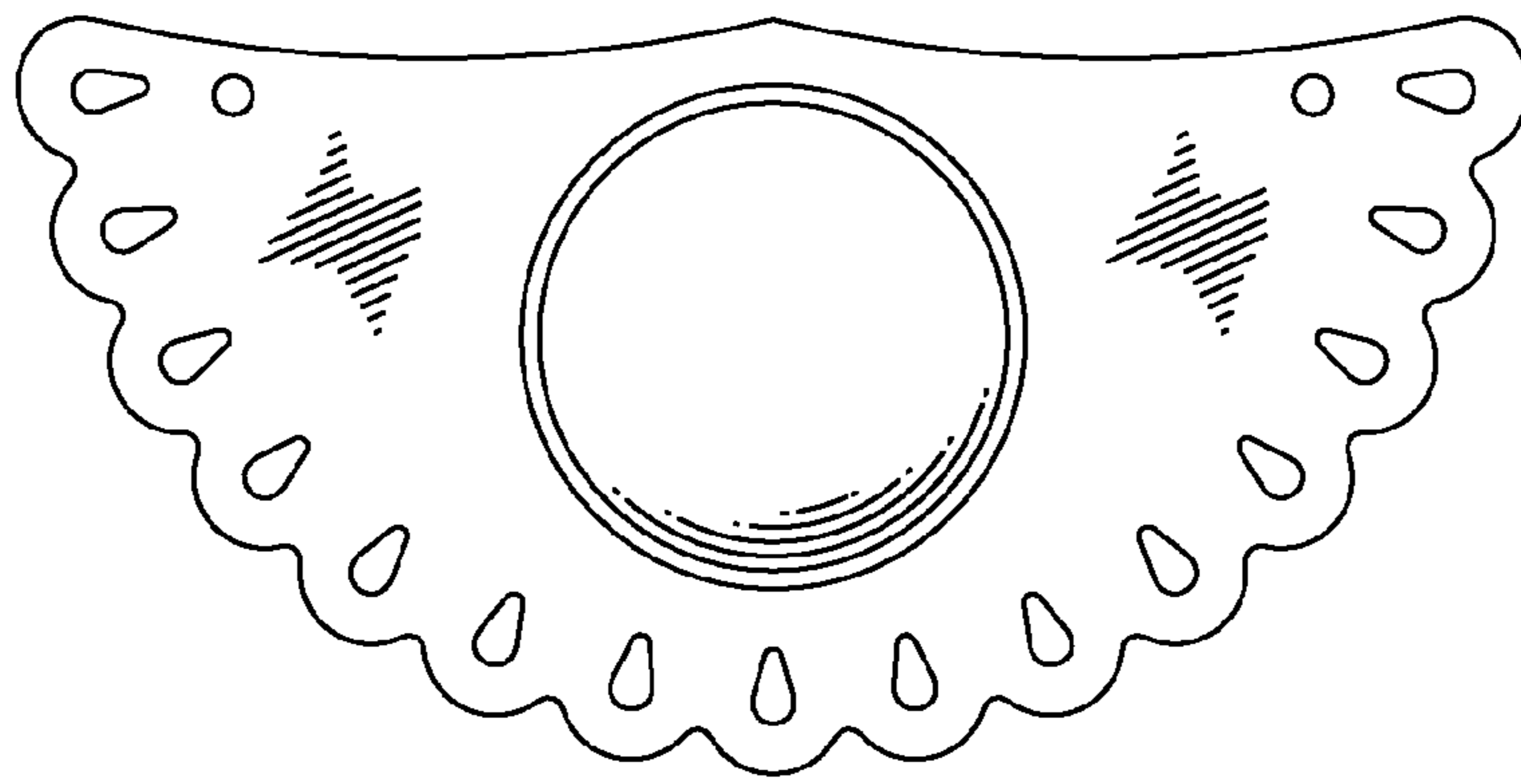


FIG. 7

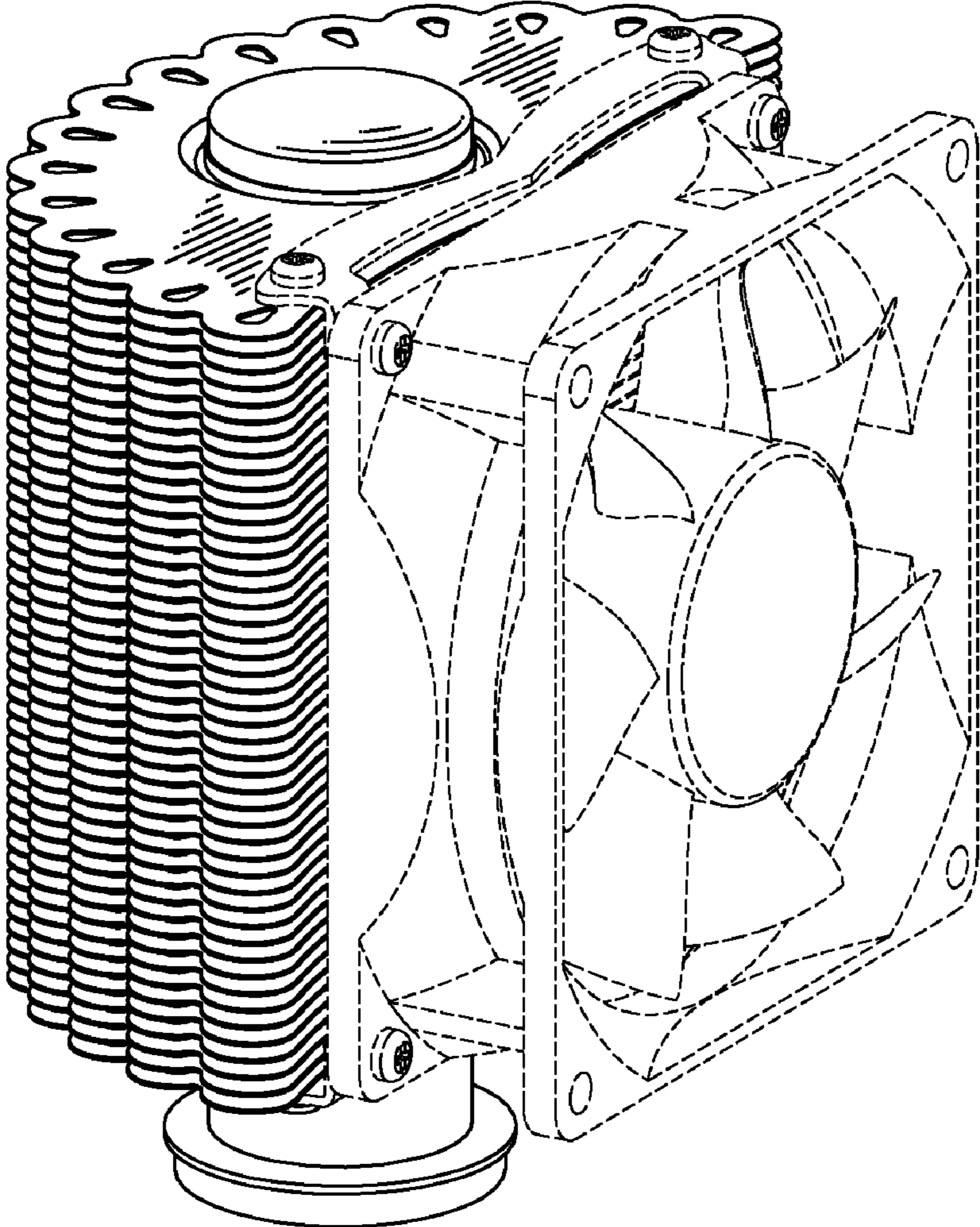


FIG. 8