



US00D573108S

(12) **United States Design Patent**
Pan

(10) **Patent No.:** **US D573,108 S**

(45) **Date of Patent:** **** Jul. 15, 2008**

(54) **NUMERIC CONTROLLER PANEL**

(75) Inventor: **Li Pan**, Nanjing (CN)

(73) Assignee: **Siemens Aktiengesellschaft**, Munich (DE)

(**) Term: **14 Years**

(21) Appl. No.: **29/284,605**

(22) Filed: **Sep. 12, 2007**

(30) **Foreign Application Priority Data**

Apr. 6, 2007 (CN) 2007 3 0108536

(51) **LOC (8) Cl.** **13-03**

(52) **U.S. Cl.** **D13/164**

(58) **Field of Classification Search** D13/158,
D13/162, 164, 168, 173, 177, 184; D12/192;
D10/102, 103, 125; 307/115; 361/679, 680,
361/690; 364/424.01, 424.03, 424.04, 424.07;
388/934; 200/5 A, 5 R; 700/17, 83

See application file for complete search history.

(56) **References Cited**

U.S. PATENT DOCUMENTS

- D272,436 S * 1/1984 Trabucchi et al. D13/164
- D276,320 S * 11/1984 Thalmer D10/97
- D278,807 S * 5/1985 Perna D13/164
- D280,502 S * 9/1985 Meier et al. D13/164
- D290,707 S * 7/1987 Allen et al. D14/443

- D296,776 S * 7/1988 Hansen et al. D13/164
- D364,573 S * 11/1995 Pearsall D10/50
- D423,962 S * 5/2000 Ott D10/80
- D427,155 S * 6/2000 Pawley et al. D13/162
- D458,229 S * 6/2002 Albrecht et al. D13/162
- D482,335 S * 11/2003 Chang D13/162
- 2006/0036335 A1 * 2/2006 Banter et al. 700/17

* cited by examiner

Primary Examiner—Daniel Bui
Assistant Examiner—Thomas J Johannes

(57) **CLAIM**

I claim the ornamental design for a numeric controller panel, as shown and described.

DESCRIPTION

FIG. 1 is a front view of the numeric controller panel
 FIG. 2 is a rear view of the numeric controller panel
 FIG. 3 is a right side view of the numeric controller panel
 FIG. 4 is a left side view of the numeric controller panel
 FIG. 5 is a top view of the numeric controller panel
 FIG. 6 is a bottom view of the numeric controller panel; and,
 FIG. 7 is a perspective view of the numeric controller panel.

The broken line showing in the figure drawings is included for illustrative purposes only and forms no part of the claimed design.

1 Claim, 7 Drawing Sheets

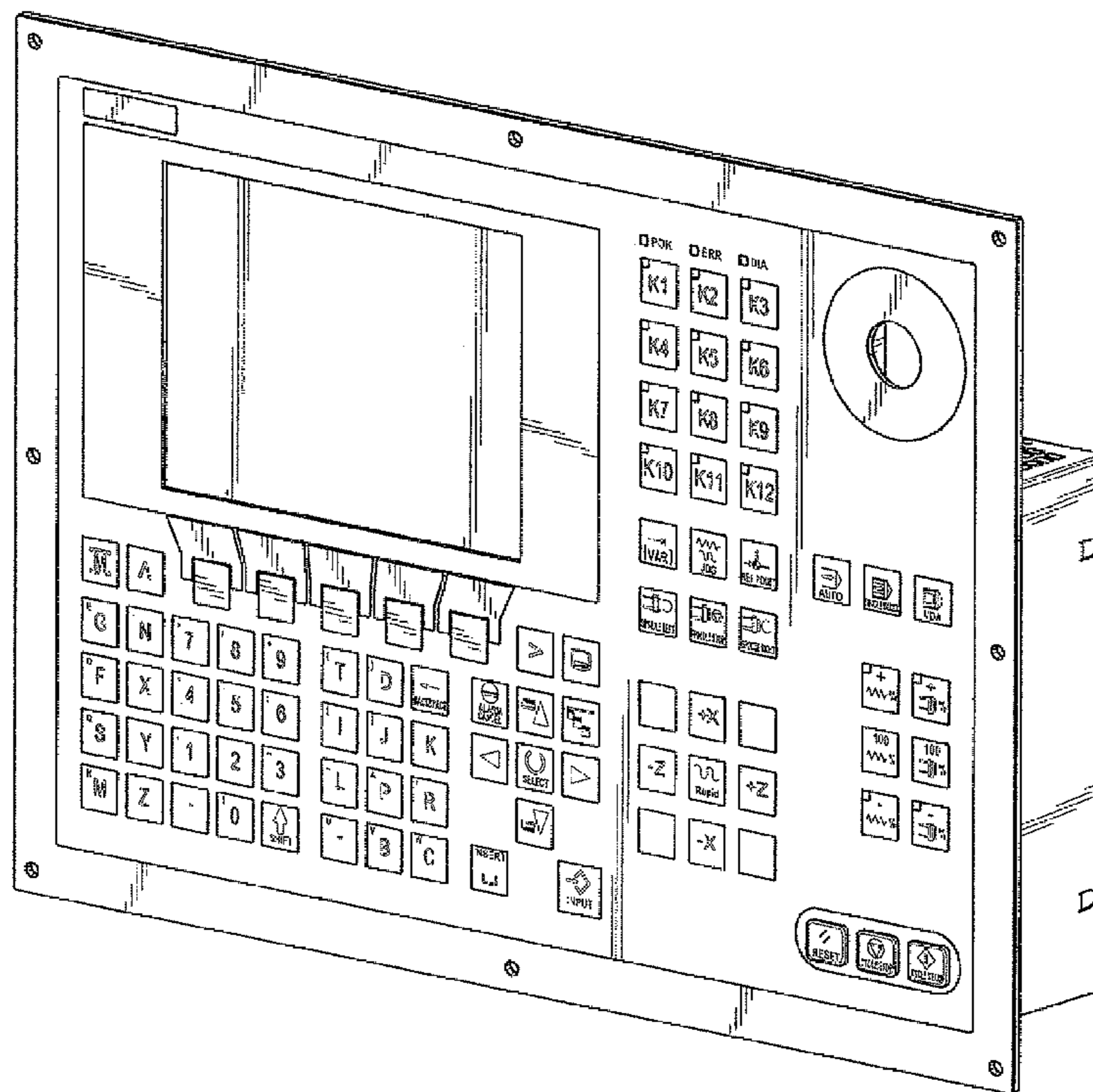


Figure 2

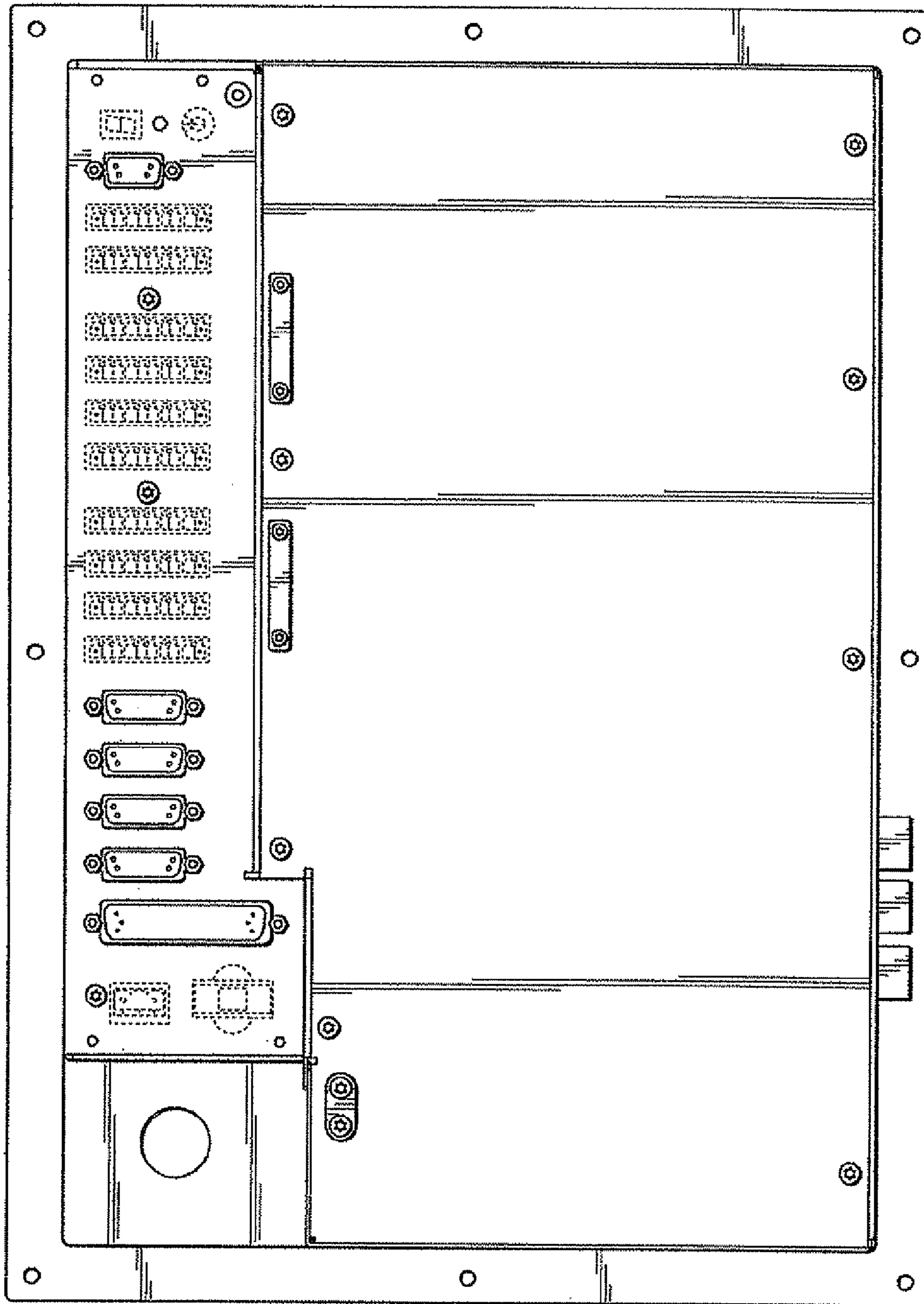


Figure 3

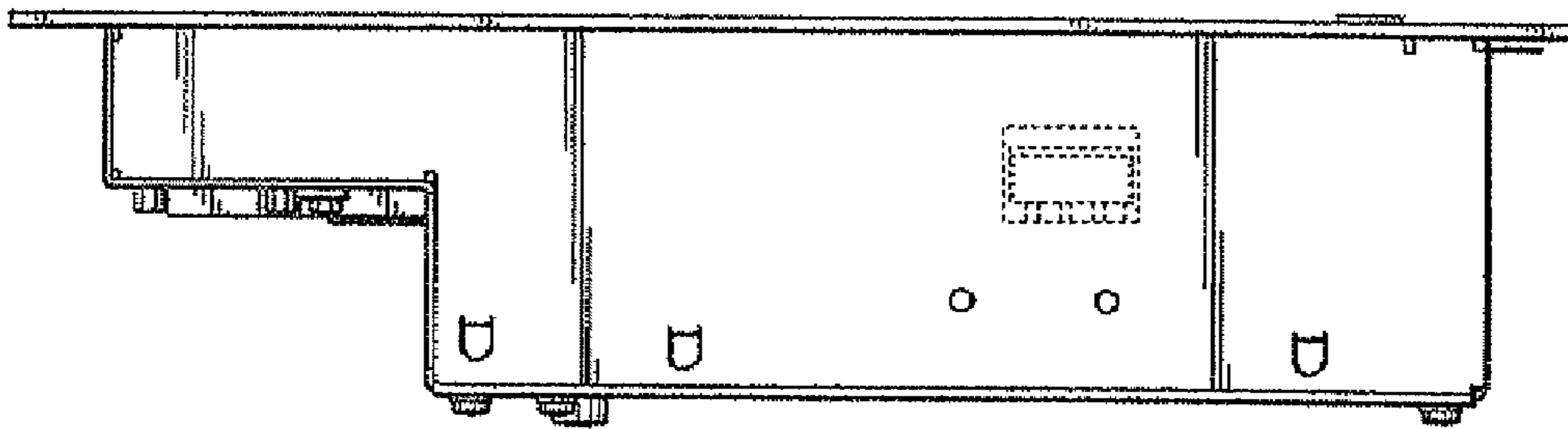


Figure 4

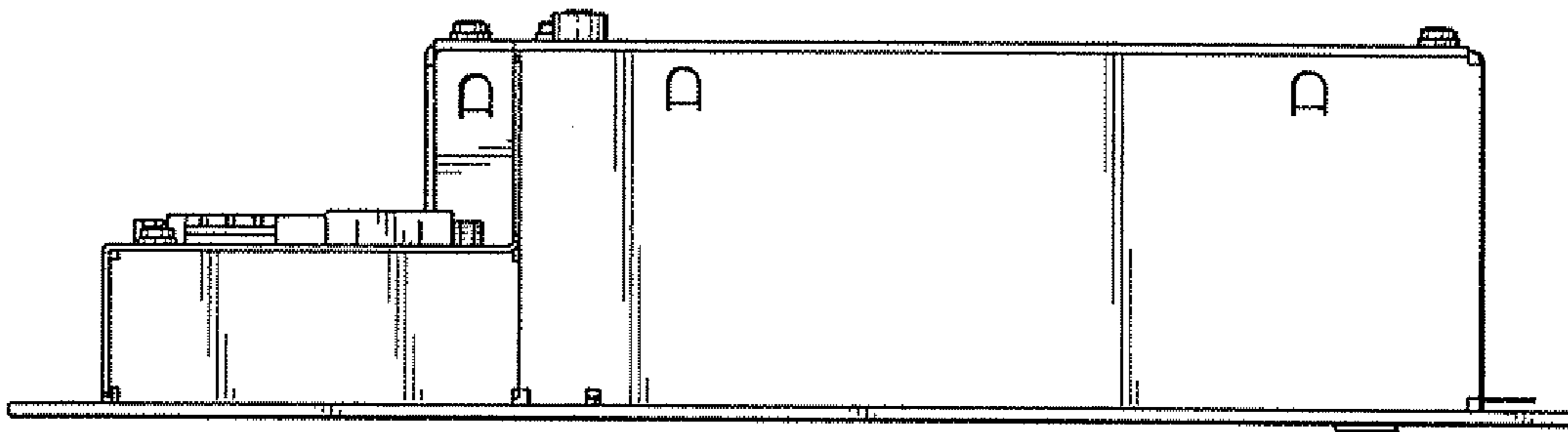


Figure 5

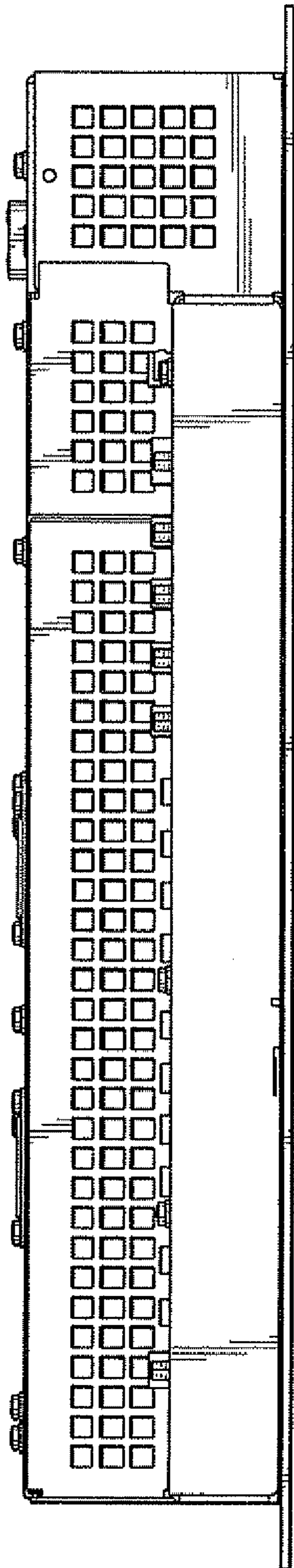


Figure 6

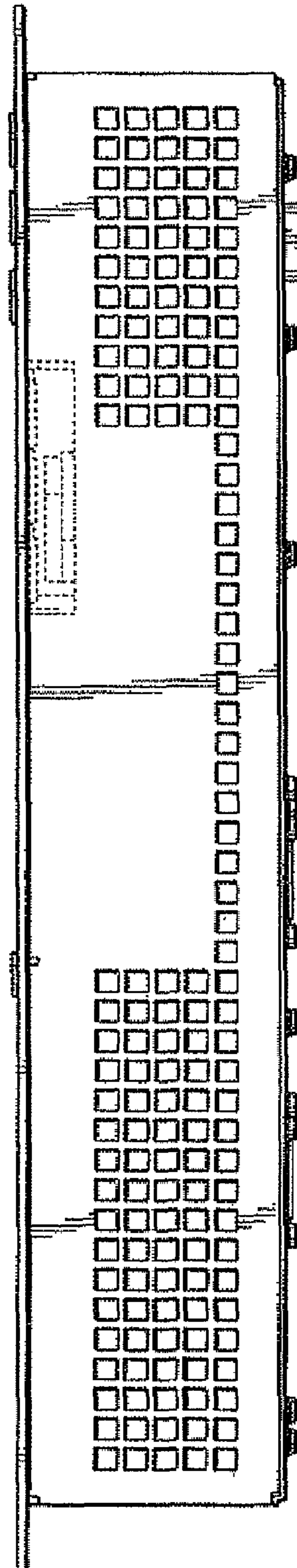


Figure 7

