

US00D573085S

(12) **United States Design Patent**
Hiruta et al.

(10) **Patent No.:** **US D573,085 S**
(45) **Date of Patent:** **** Jul. 15, 2008**

(54) **SIDE WINDOW MOLDING FOR AN AUTOMOBILE**

(75) Inventors: **Yo Hiruta**, Newport Beach, CA (US); **Yahiko Kumai**, Toyota (JP); **Kenji Kido**, Toyota (JP)

(73) Assignee: **Toyota Jidosha Kabushiki Kaisha**, Toyota (JP)

(**) Term: **14 Years**

(21) Appl. No.: **29/239,555**

(22) Filed: **Oct. 3, 2005**

(51) **LOC (8) Cl.** **12-16**

(52) **U.S. Cl.** **D12/400**

(58) **Field of Classification Search** D12/182,
D12/183, 400; D14/344, 436; D6/575-580;
160/19, 38, 39; D25/49, 119, 136; 296/84.1,
296/93

See application file for complete search history.

(56) **References Cited**

U.S. PATENT DOCUMENTS

3,583,757	A *	6/1971	Wilfert et al.	296/96.21
3,666,316	A *	5/1972	Wilfert	296/96.21
4,697,841	A *	10/1987	Klein et al.	296/84.1
4,854,636	A *	8/1989	Greenhalgh et al.	296/201
D363,697	S *	10/1995	Shibao et al.	D12/400
5,746,858	A *	5/1998	Finkbeiner	156/108
D418,353	S *	1/2000	Cadorette	D6/580

OTHER PUBLICATIONS

Brochure for Toyota GS, issued by Toyota Motor Marketing Europe S.A./N.V., 2005.

Brochure for Nissan Fuga, issued by Nissan Jidosya Kabushiki Kaisha, 2004.

Motor Magazine, Apr. 2004, pp. 73 and 126.

* cited by examiner

Primary Examiner—Louis S Zarfaz

Assistant Examiner—Michael A Pratt

(74) *Attorney, Agent, or Firm*—Finnegan, Henderson, Farabow, Garrett & Dunner, L.L.P.

(57) **CLAIM**

The ornamental design for a side window molding for an automobile, as shown and described.

DESCRIPTION

FIG. 1 is a left front perspective view of a side window for an automobile showing our new design;

FIG. 2 is a front view thereof;

FIG. 3 is a rear view thereof;

FIG. 4 is a top plan view thereof;

FIG. 5 is a bottom plan view thereof;

FIG. 6 is a left side view thereof; and,

FIG. 7 is a right side view thereof.

Our design includes the mirror image of the embodiment depicted.

1 Claim, 4 Drawing Sheets






FIG. 1

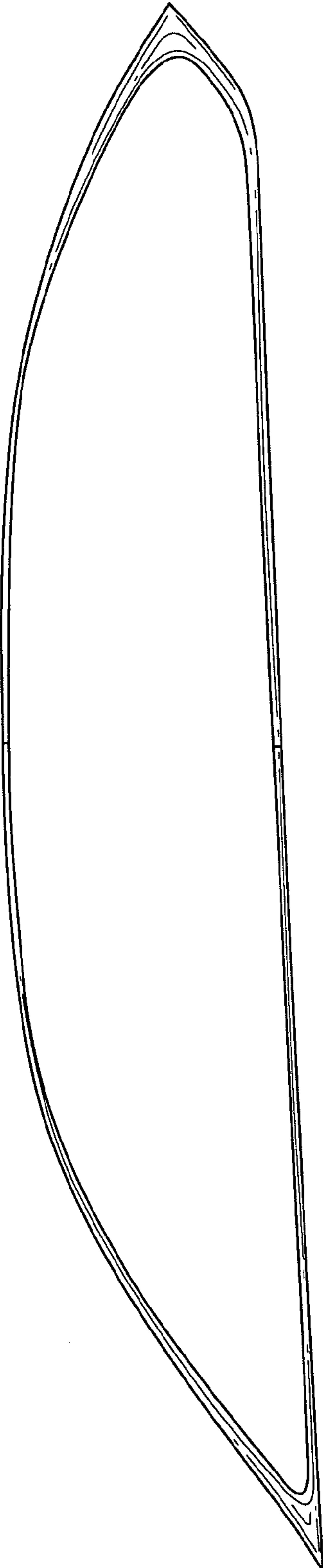


FIG. 2

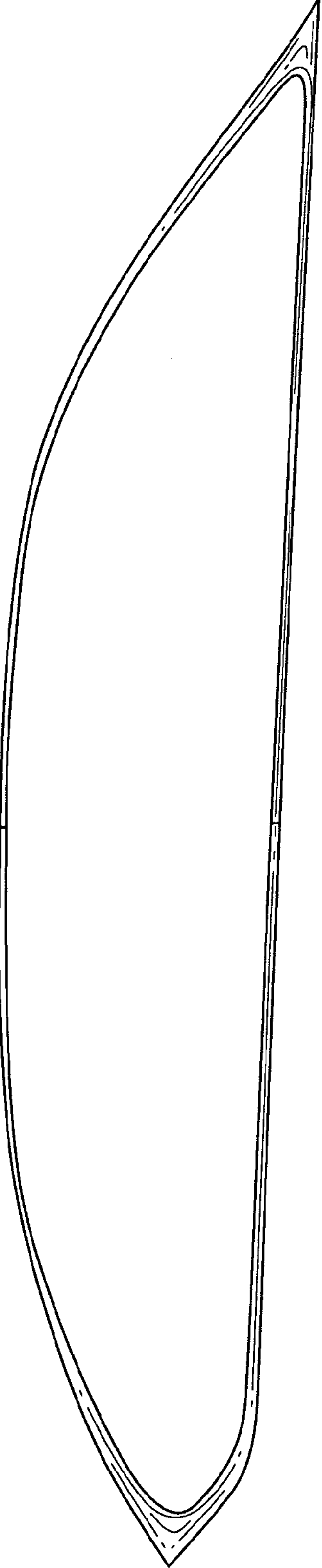


FIG. 3

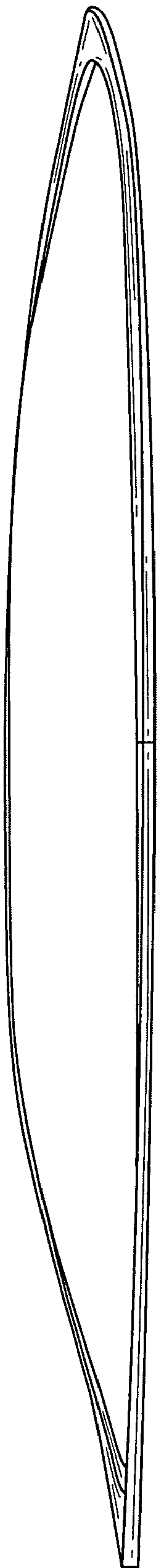


FIG. 4

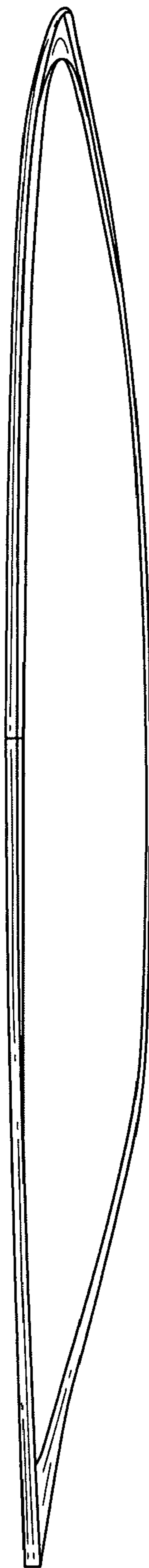


FIG. 5

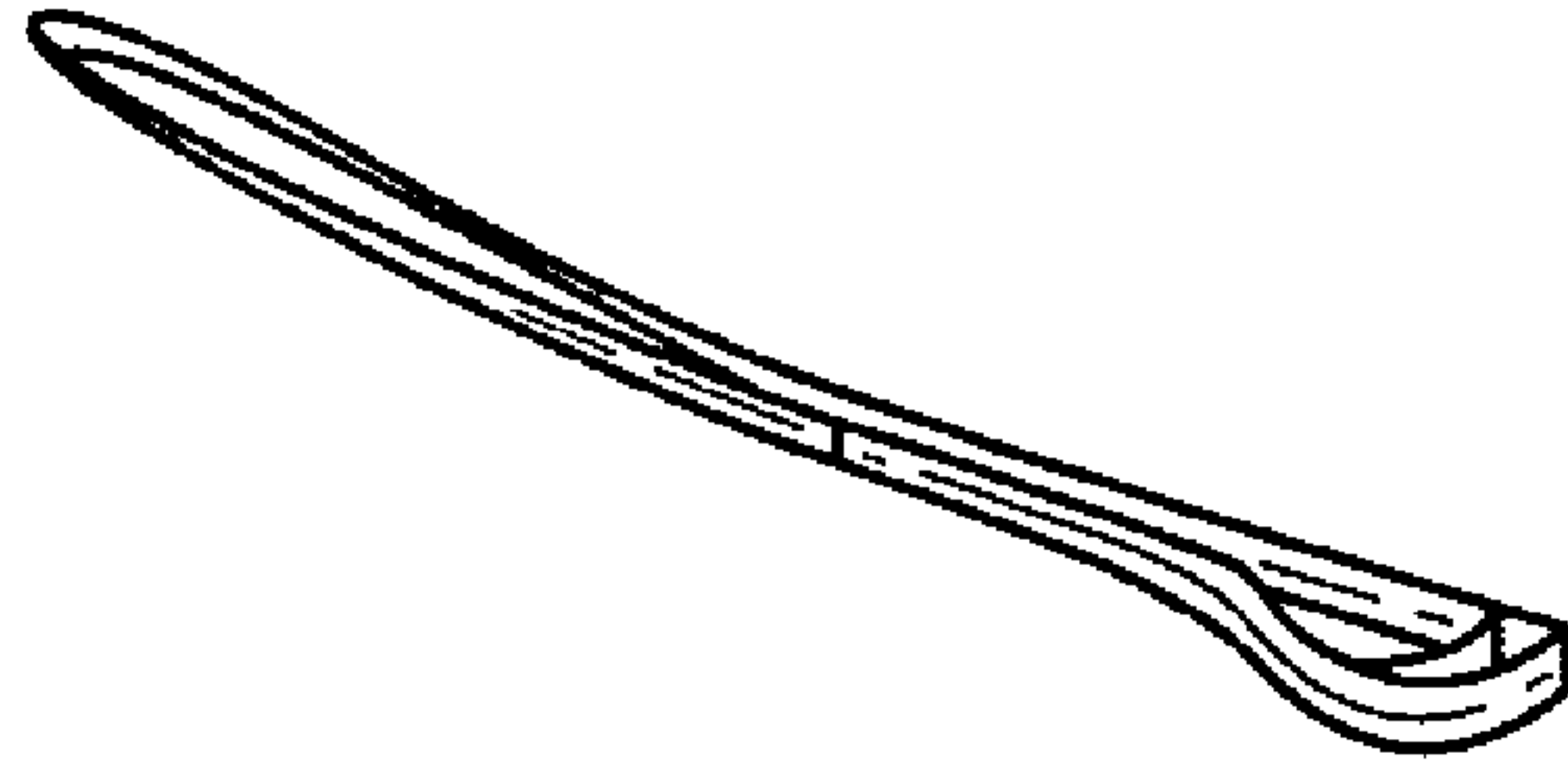


FIG. 7




FIG. 6