



US00D573077S

(12) **United States Design Patent**
Addink

(10) **Patent No.:** **US D573,077 S**
(45) **Date of Patent:** **** Jul. 15, 2008**

- (54) **BICYCLE DISC WHEEL**
- (75) Inventor: **Brad J. Addink**, Sun Prairie, WI (US)
- (73) Assignee: **Trek Bicycle Corporation**, Waterloo, WI (US)
- (**) Term: **14 Years**
- (21) Appl. No.: **29/252,078**
- (22) Filed: **Jan. 18, 2006**
- (51) **LOC (8) Cl.** **12-16**
- (52) **U.S. Cl.** **D12/204**
- (58) **Field of Classification Search** D12/213, D12/209, 204; 294/131; D7/387, 358, 391-392.1; 301/108.1-108.5, 37.103, 37.101, 37.21, 301/37.39, 37.31, 37.42, 37.104; 15/257.01; 118/505; 220/908, 912
See application file for complete search history.

5,080,444 A	1/1992	Hopkins et al.	
5,104,199 A	4/1992	Schlanger	
D338,862 S *	8/1993	Tisten et al.	D12/173
5,246,275 A	9/1993	Arredondo, Jr.	
5,249,846 A	10/1993	Martin et al.	
5,415,463 A	5/1995	Olson et al.	
D387,725 S *	12/1997	Cochran et al.	D12/213
5,975,645 A	11/1999	Sargent	
6,283,557 B1	9/2001	Okajima et al.	
6,347,839 B1	2/2002	Lew et al.	
6,761,847 B2	7/2004	Meggiolan	
2003/0107260 A1	6/2003	Ording et al.	
2004/0135424 A1	7/2004	Ording et al.	
2006/0151511 A1 *	7/2006	Kaposi	220/805

(56) **References Cited**

U.S. PATENT DOCUMENTS

478,191 A	7/1892	Hide	
993,466 A	5/1911	Spohrer	
1,193,717 A *	8/1916	Putnam	301/64.303
1,414,043 A	4/1922	Riblet	
1,476,968 A	12/1923	Herle	
1,479,417 A	1/1924	Leonard	
1,516,048 A	11/1924	Lofland	
1,612,172 A	12/1926	Bingham	
2,479,538 A	8/1949	Liljenberg	
3,554,535 A	1/1971	Gerry	
3,782,778 A	1/1974	Tomozawa	
3,924,898 A *	12/1975	Kain	301/108.5
D249,624 S *	9/1978	Solomon	D7/391
D293,233 S *	12/1987	Berg	D12/204
4,732,428 A	3/1988	Monte	
D301,865 S *	6/1989	McIntosh	D12/209
4,835,857 A	6/1989	Michelotti	
4,995,675 A	2/1991	Tsai	
D317,746 S *	6/1991	Carter, III	D12/204
5,061,013 A	10/1991	Hed et al.	

OTHER PUBLICATIONS

A Note on Rim Width, Tire Sensitivity, and Rim Depth in High Performance Bicycle Wheels, an article taken from www.zip.com.

* cited by examiner

Primary Examiner—Robert M. Spear

Assistant Examiner—Katrina A Kile

(74) *Attorney, Agent, or Firm*—Boyle Fredrickson S.C.

(57) **CLAIM**

The ornamental design for a bicycle disc wheel, as shown and described.

DESCRIPTION

FIG. 1 is a right side view of a bicycle disc wheel showing my new design.

FIG. 2 is a front view thereof.

FIG. 3 is a rear left view thereof.

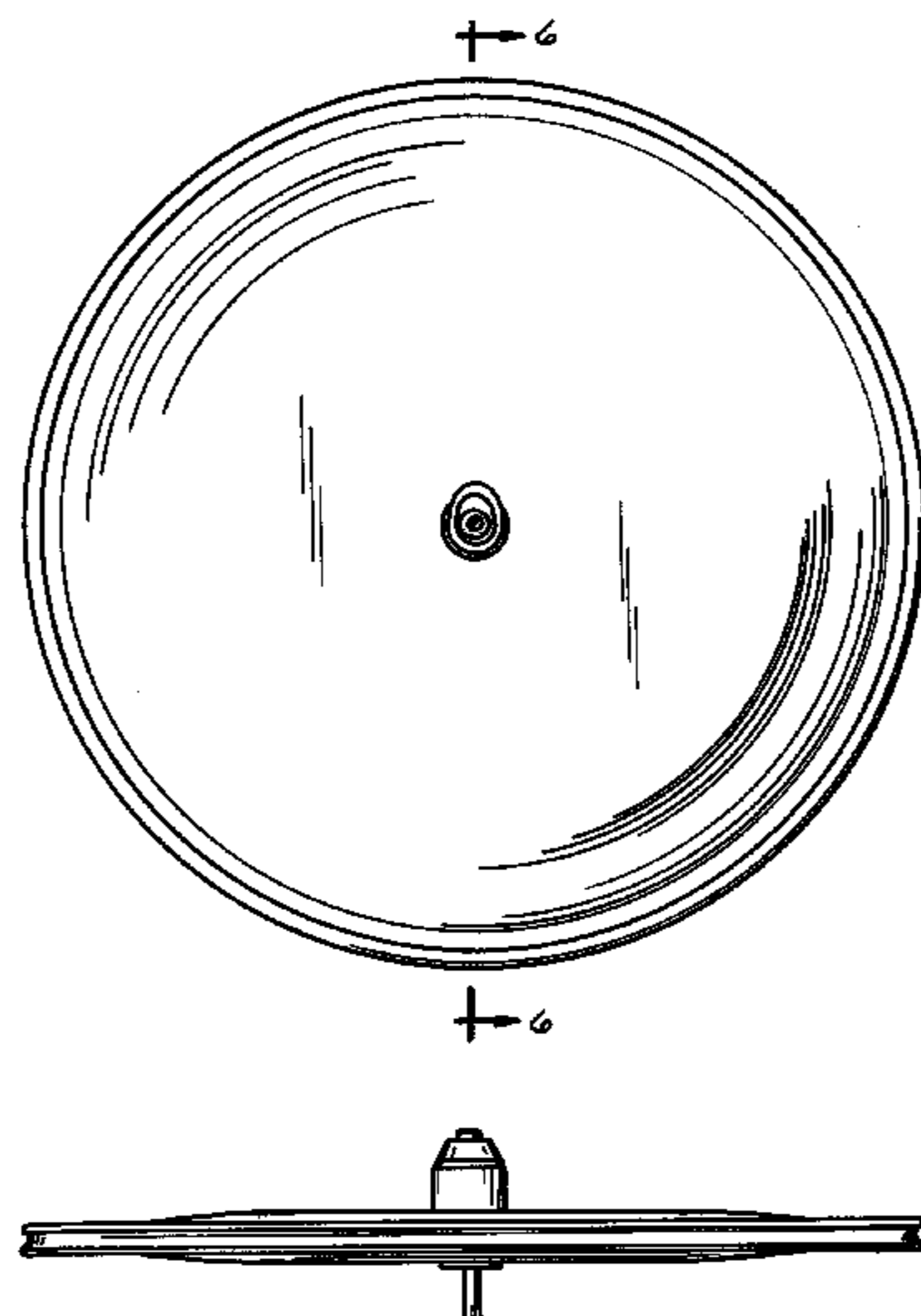
FIG. 4 is a left side view thereof.

FIG. 5 is a top plan view thereof; and,

FIG. 6 is a cross-section view taken along FIG. 1.

In the drawings, the broken lines depict environmental subject matter only and form no part of the claimed design.

1 Claim, 3 Drawing Sheets



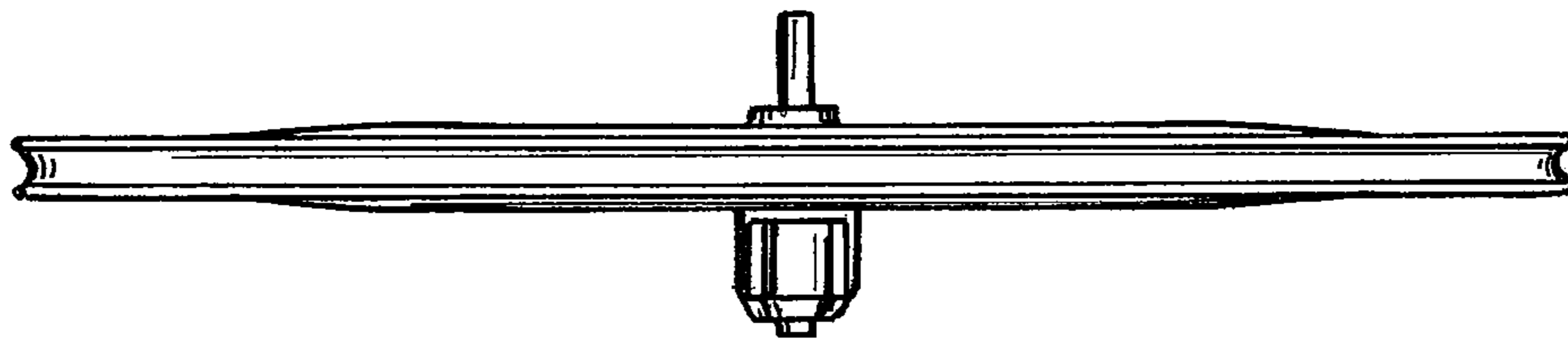


FIG. 3

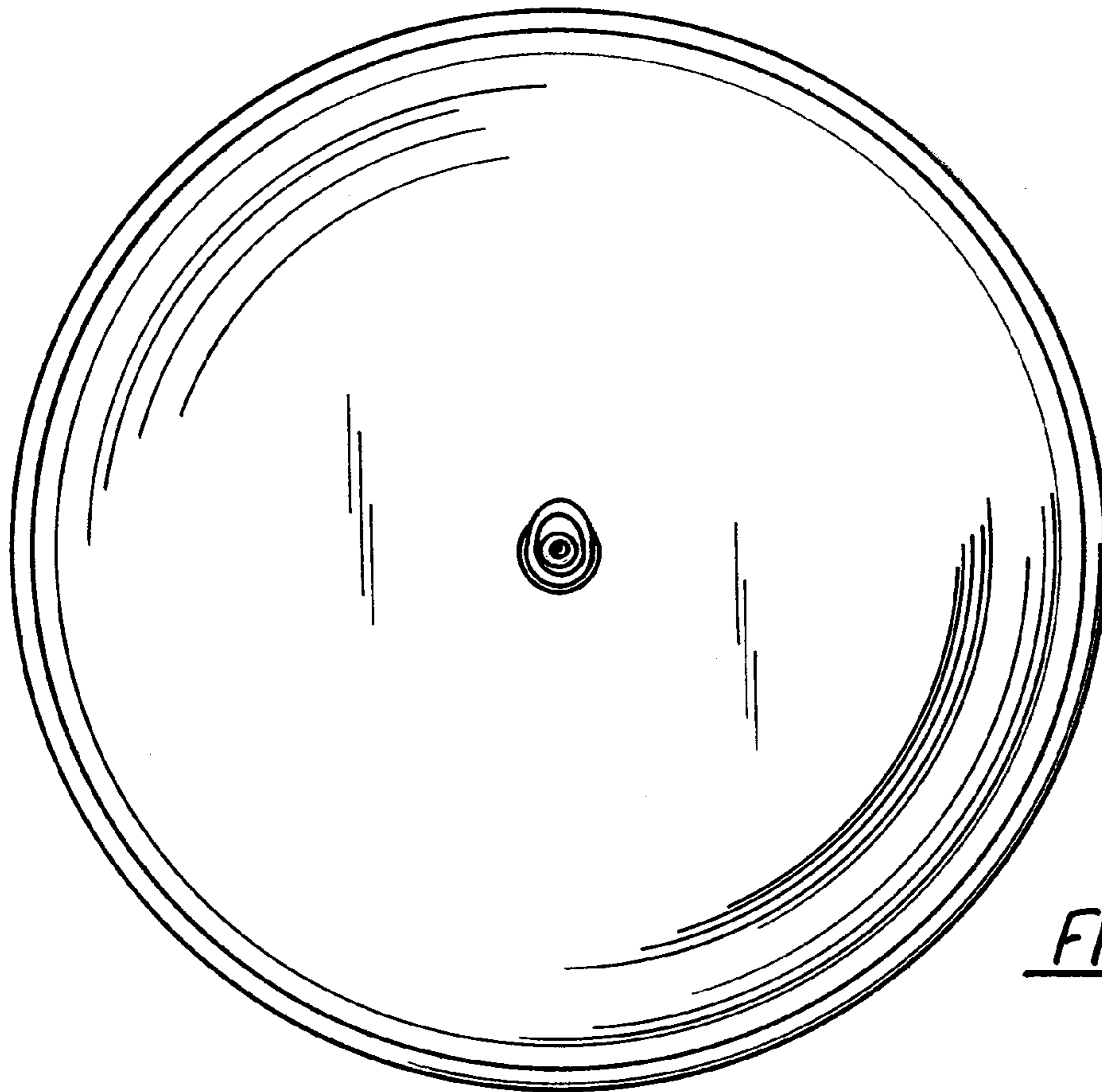


FIG. 1




FIG. 2




FIG. 5

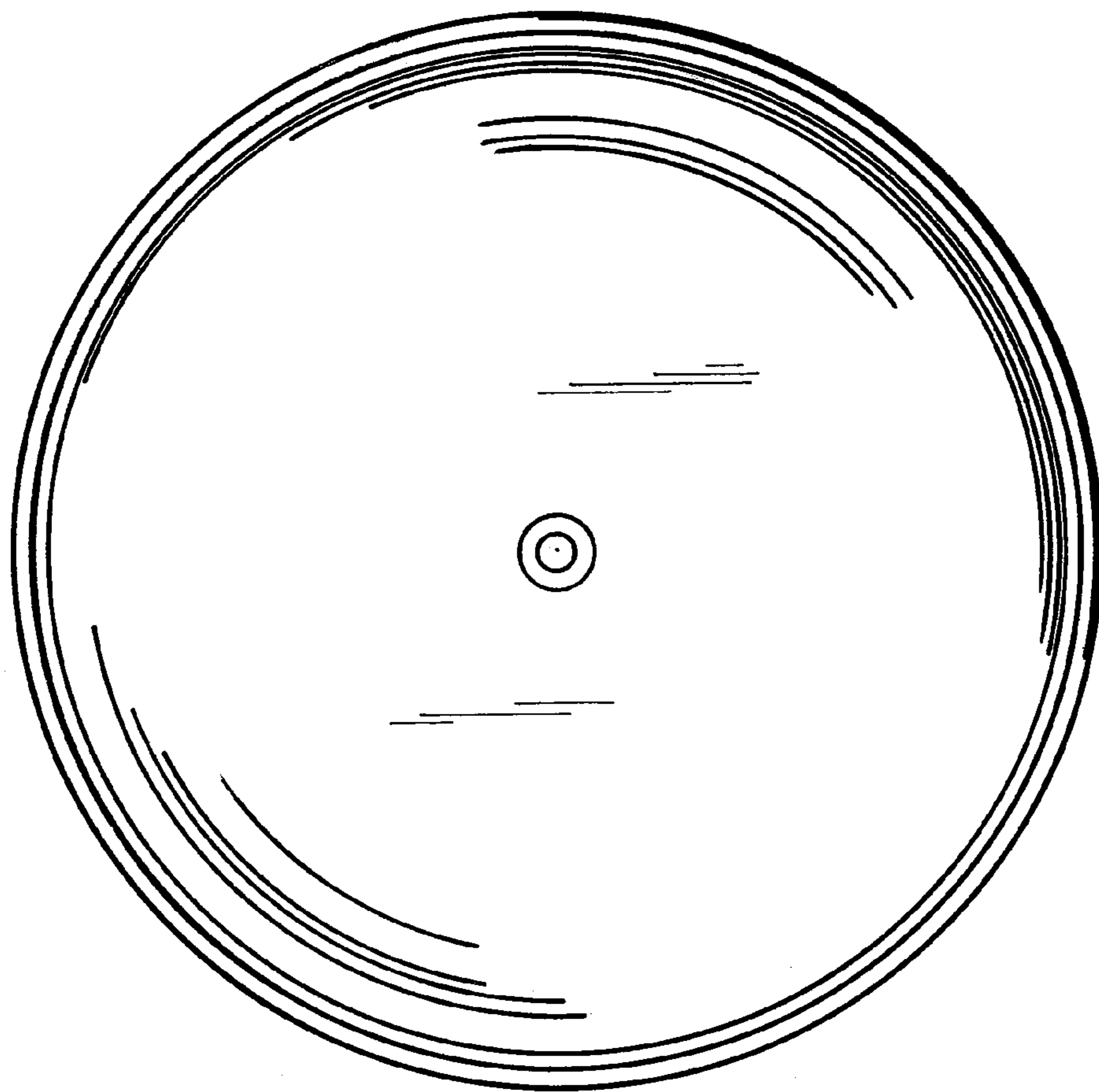


FIG. 4

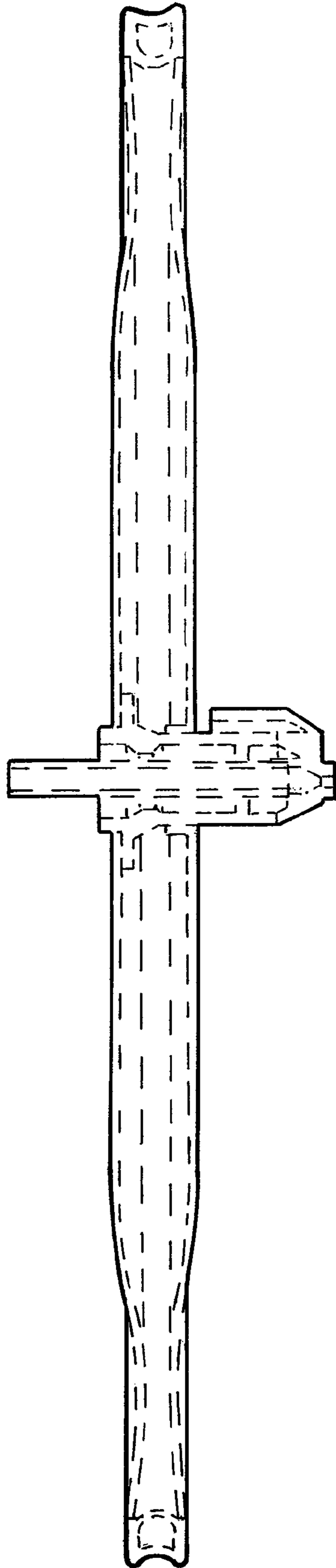


FIG. 6