



US00D573073S

(12) **United States Design Patent**  
**Bozajian**

(10) **Patent No.:** **US D573,073 S**  
(45) **Date of Patent:** **\*\* Jul. 15, 2008**

(54) **EXHAUST EXTENSION**

(76) Inventor: **Jerald R. Bozajian**, 1713 W. 134<sup>th</sup> St.,  
Gardena, CA (US) 90249

(\*\*) Term: **14 Years**

(21) Appl. No.: **29/292,965**

(22) Filed: **Nov. 5, 2007**

(51) **LOC (8) Cl.** ..... **12-16**

(52) **U.S. Cl.** ..... **D12/194**

(58) **Field of Classification Search** ..... D12/194;  
D15/5; D22/100, 101, 103, 105, 108; D5/1,  
D5/2, 3; D9/431, 424, 425, 427, 432, 433,  
D9/445; 181/227, 228, 239-241, 247-249,  
181/264, 268, 272, 282, 404; 180/296, 309,  
180/89.2; 138/44, 37-39, 103, 109

See application file for complete search history.

(56) **References Cited**

**U.S. PATENT DOCUMENTS**

1,585,951	A *	5/1926	Waller	.....	285/322
2,047,378	A *	7/1936	Martin	.....	239/516
2,489,480	A *	11/1949	Chester	.....	285/148.23
2,570,728	A *	10/1951	Storey	.....	181/243
2,771,908	A *	11/1956	Wilson	.....	285/223
2,858,853	A *	11/1958	Lyon	.....	181/228
2,922,663	A *	1/1960	Wolf	.....	285/261
4,261,600	A *	4/1981	Cassel	.....	285/148.26

4,714,279	A *	12/1987	Custeau	.....	285/239
5,096,230	A *	3/1992	Pausch et al.	.....	285/9.1
5,915,735	A *	6/1999	Noble	.....	285/4
6,041,825	A *	3/2000	Smith et al.	.....	138/109
6,123,369	A *	9/2000	Wagner et al.	.....	285/424
2007/0176416	A1 *	8/2007	Swank	.....	285/226

\* cited by examiner

*Primary Examiner*—Louis S Zarfaz

*Assistant Examiner*—Michael A Pratt

(74) *Attorney, Agent, or Firm*—Allan M. Shapiro

(57) **CLAIM**

The ornamental design for an exhaust extension, as shown and described.

**DESCRIPTION**

FIG. 1 is a side elevational view of an exhaust extension, showing my new design;

FIG. 2 is an end elevational view thereof from the left in FIG. 1;

FIG. 3 is an elevational view thereof from the right in FIG. 1;

FIG. 4 is a fragmentary sectional view thereof as seen along the line 4—4 in FIG. 1; and,

FIG. 5 is a fragmentary sectional view thereof as seen along the line 5—5 in FIG. 1.

**1 Claim, 1 Drawing Sheet**




FIG. 1




FIG. 3

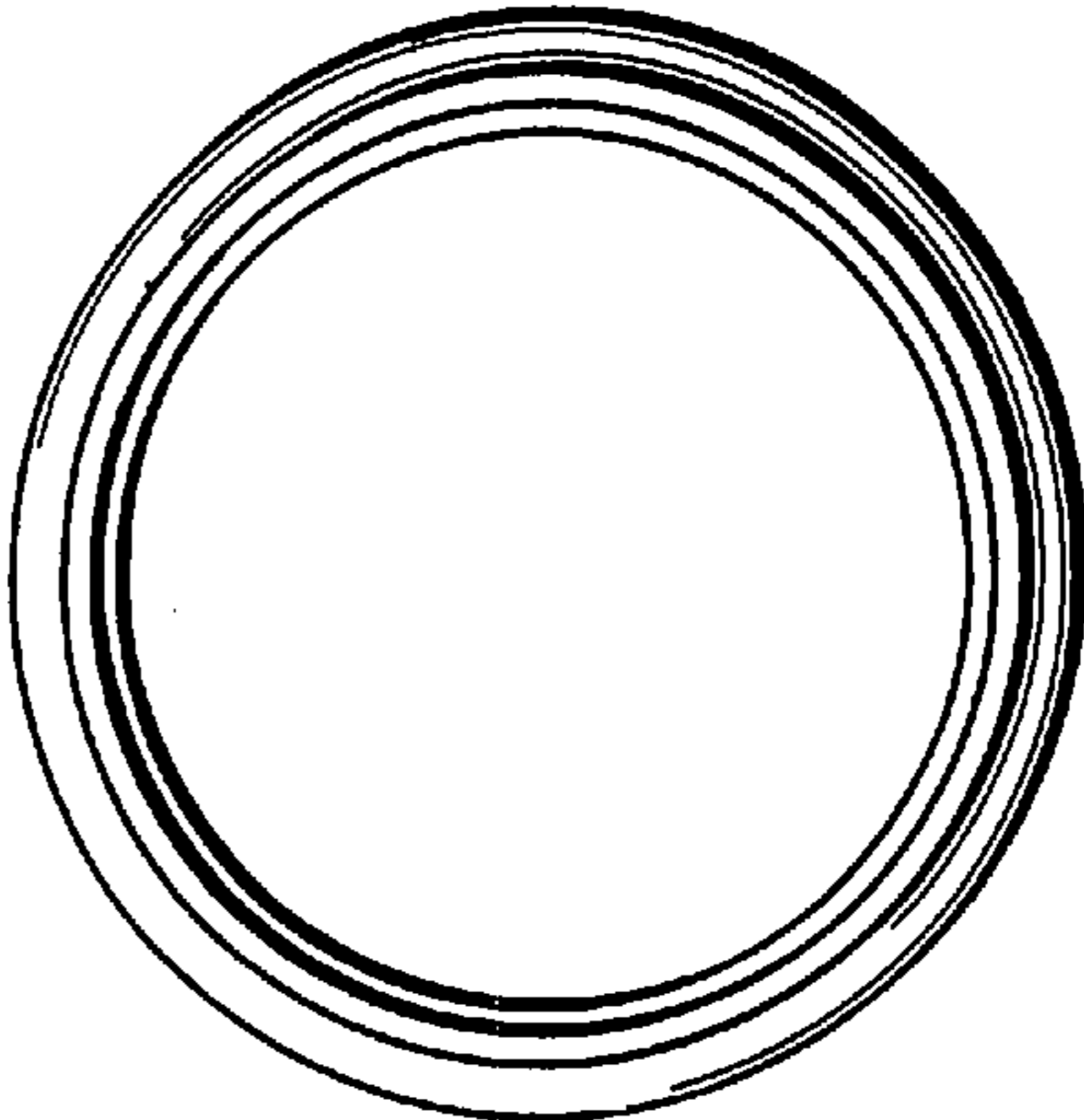


FIG. 5



FIG. 2



FIG. 4

