



US00D573041S

(12) **United States Design Patent**
Lulic

(10) **Patent No.:** **US D573,041 S**
(45) **Date of Patent:** **** Jul. 15, 2008**

(54) **WATCH**

(75) Inventor: **Damienne Lulic**, Paris (FR)

(73) Assignee: **Cartier Creation Studio SA**, Geneva (CH)

(**) Term: **14 Years**

(21) Appl. No.: **29/270,772**

(22) Filed: **Jan. 3, 2007**

(30) **Foreign Application Priority Data**

Jul. 4, 2006 (EM) 000554480-0003

(51) **LOC (8) Cl.** **10-02**

(52) **U.S. Cl.** **D10/39**

(58) **Field of Classification Search** D10/30-39,
D10/122-132; 368/276, 281, 282, 285, 319,
368/80

See application file for complete search history.

(56) **References Cited**

U.S. PATENT DOCUMENTS

D96,208 S *	7/1935	Sunshine	D10/30
D188,062 S *	5/1960	Pretat	D10/38
D251,897 S *	5/1979	Davidson	D10/39
4,253,178 A *	2/1981	Kolaczia	368/285
D260,494 S *	9/1981	Dinh Van	D10/39
D267,478 S *	1/1983	Kanouï	D10/32
D268,332 S *	3/1983	Weil	D10/32
4,506,992 A *	3/1985	Bonnet	368/282
D278,686 S *	5/1985	Mathez	D10/39
4,706,857 A *	11/1987	Aellen et al.	224/164
4,855,973 A *	8/1989	Crocco	368/282

4,855,974 A *	8/1989	Steinmann	368/282
4,903,253 A *	2/1990	Nikles et al.	368/282
D315,311 S *	3/1991	Ratajski	D10/32
D340,650 S *	10/1993	Iwamura	D10/32
5,398,218 A *	3/1995	Munnier et al.	368/282
D362,396 S *	9/1995	Chester	D10/32
D390,132 S *	2/1998	Rosenthal	D10/39
D390,791 S *	2/1998	Kubisch	D10/39
D416,814 S *	11/1999	Welsh	D10/31
5,980,060 A *	11/1999	Chien	362/103
6,036,359 A *	3/2000	Pantet	368/281
D433,949 S *	11/2000	Helleu	D10/30
D455,971 S *	4/2002	Yamamoto et al.	D10/39
D476,581 S *	7/2003	Calvani et al.	D10/30
D501,639 S *	2/2005	Modolo	D10/32
D505,086 S *	5/2005	Fernandez	D10/39
D533,086 S *	12/2006	Bedat	D10/32

* cited by examiner

Primary Examiner—Lucy Lieberman

(74) *Attorney, Agent, or Firm*—Kalow & Springut, LLP

(57) **CLAIM**

The ornamental design for a watch, as shown and described.

DESCRIPTION

FIG. 1 is a front view of the watch.

FIG. 2 is a rear view thereof.

FIG. 3 is a right side view thereof.

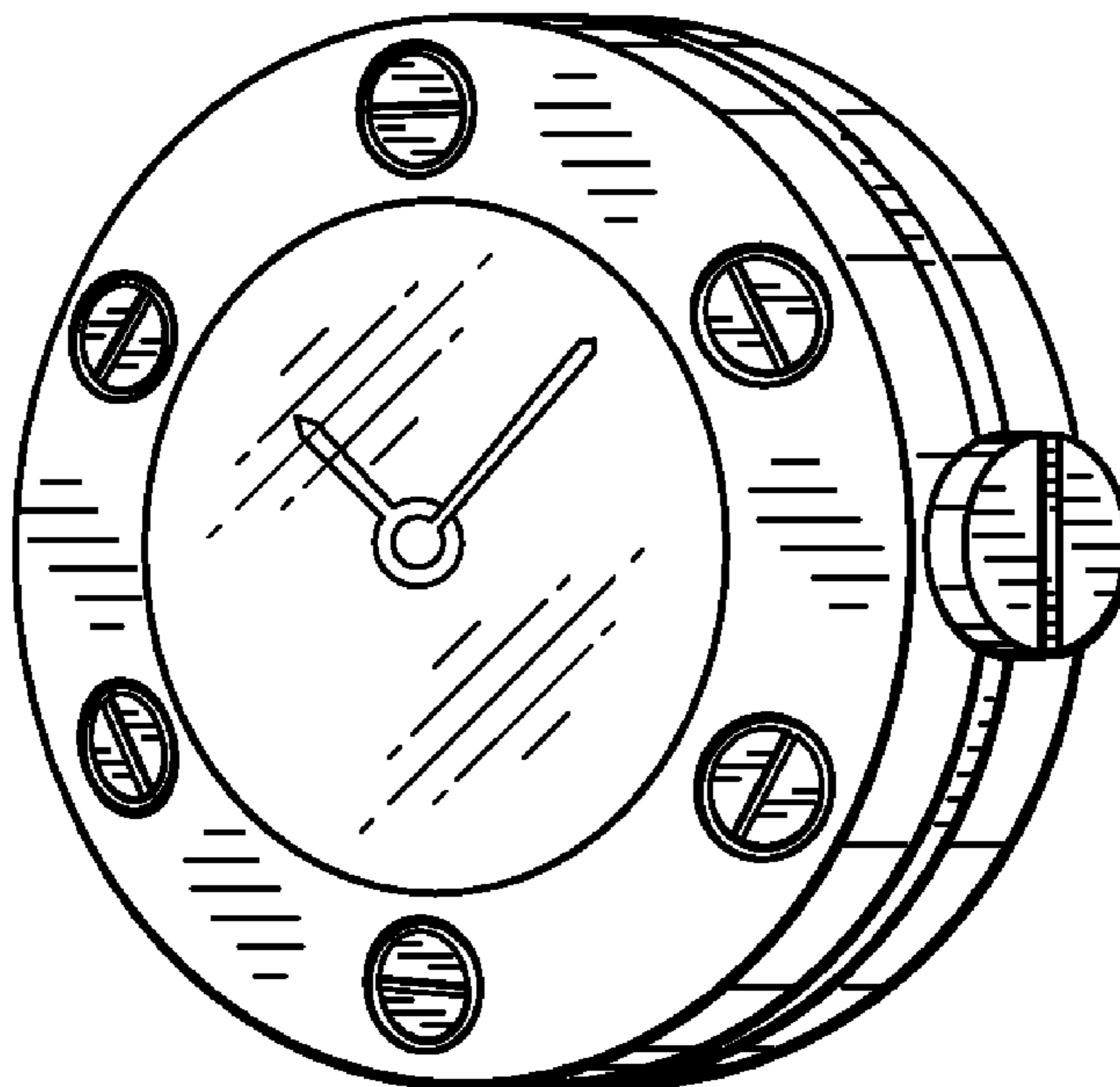
FIG. 4 is a left side view thereof.

FIG. 5 is a bottom view thereof.

FIG. 6 is a top view thereof; and,

FIG. 7 is a perspective view thereof.

1 Claim, 1 Drawing Sheet






FIG. 1

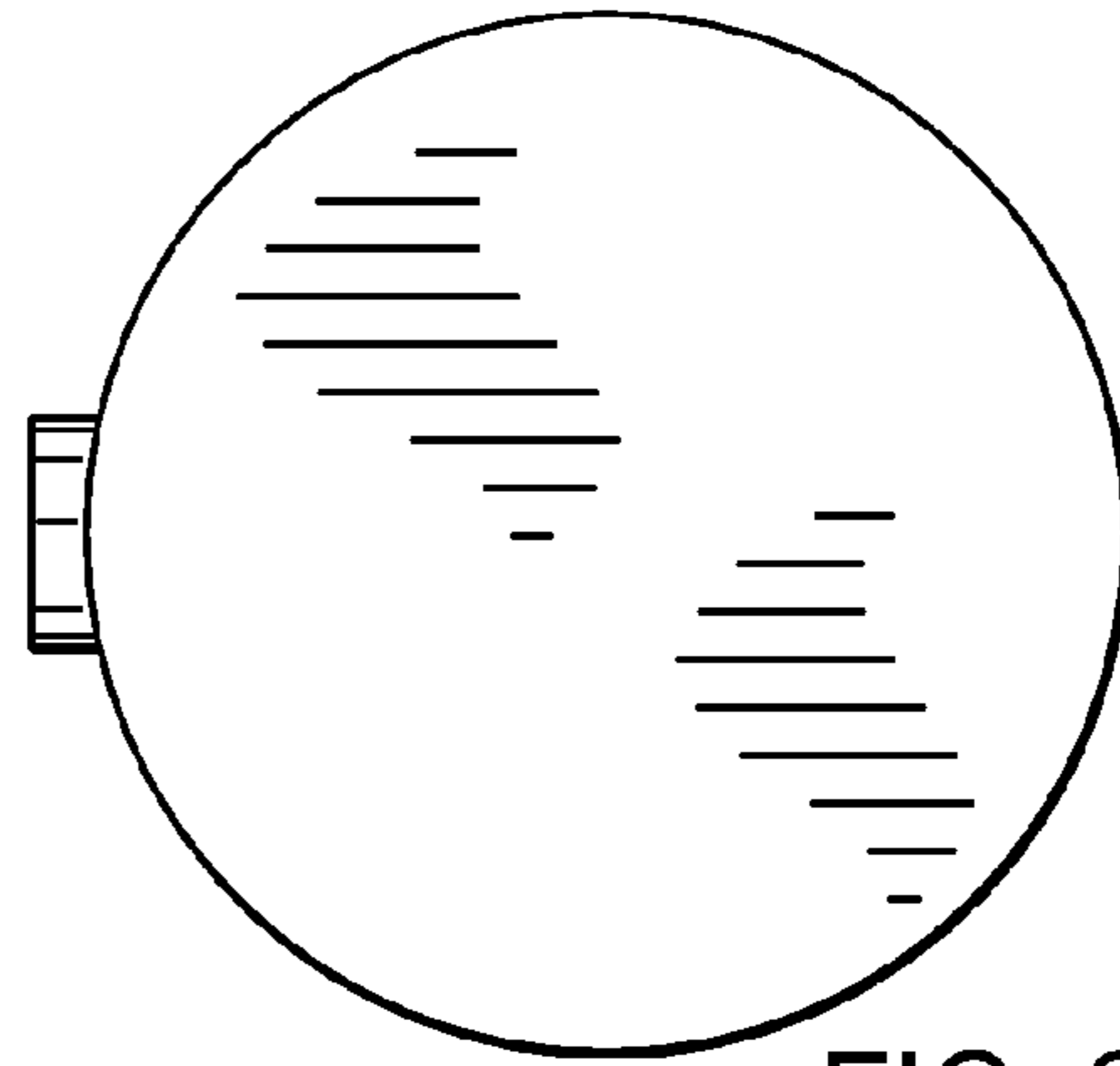


FIG. 2

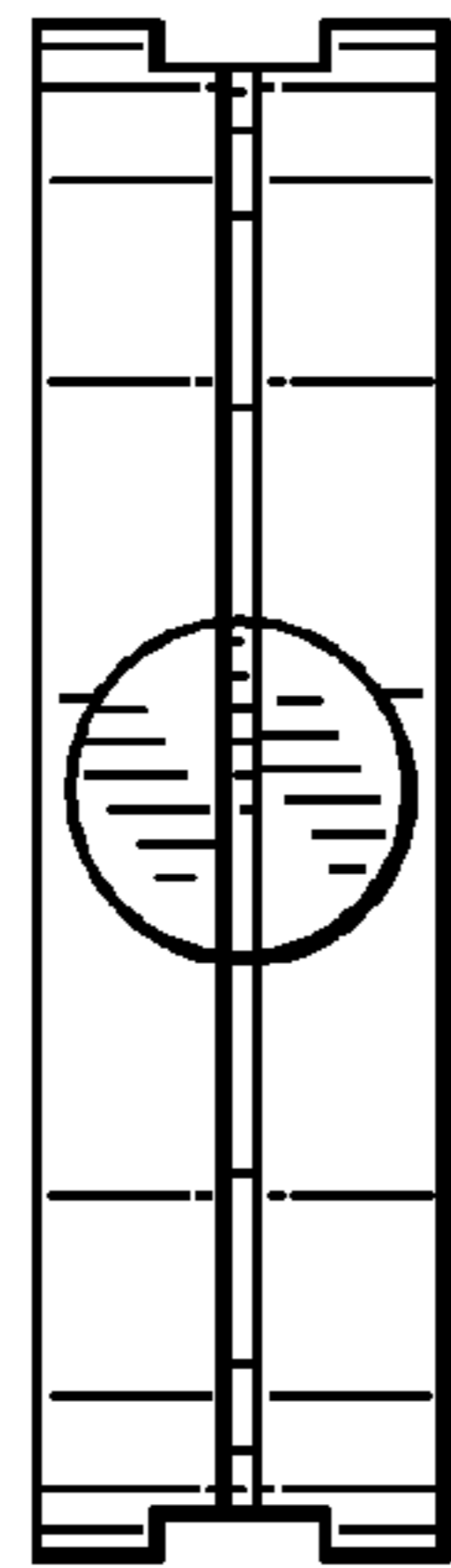


FIG. 3

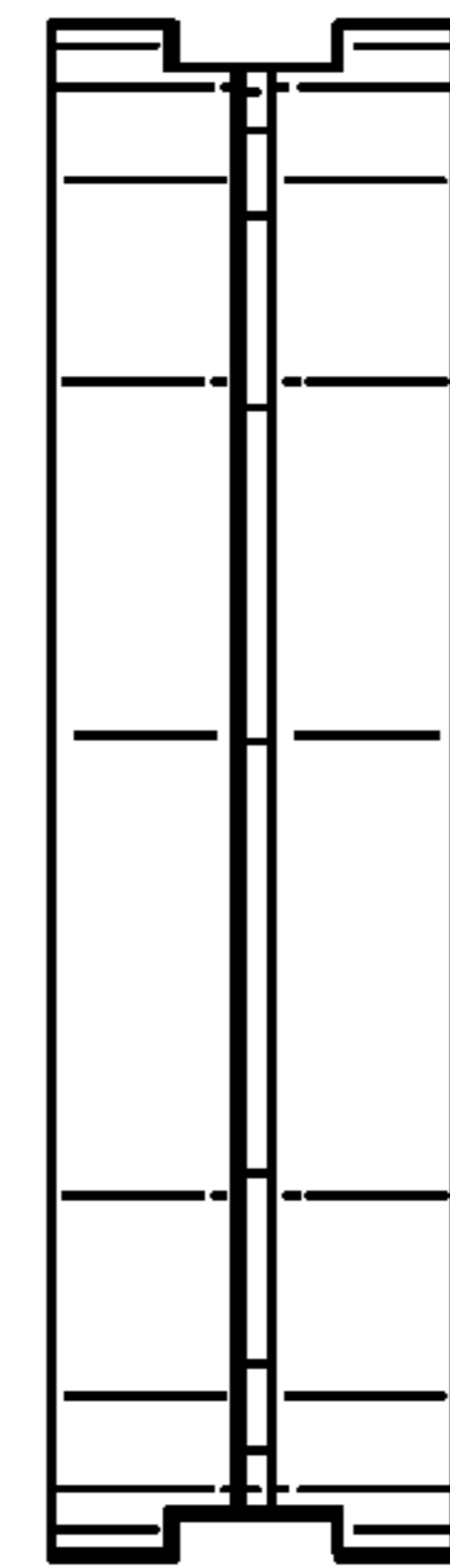


FIG. 4

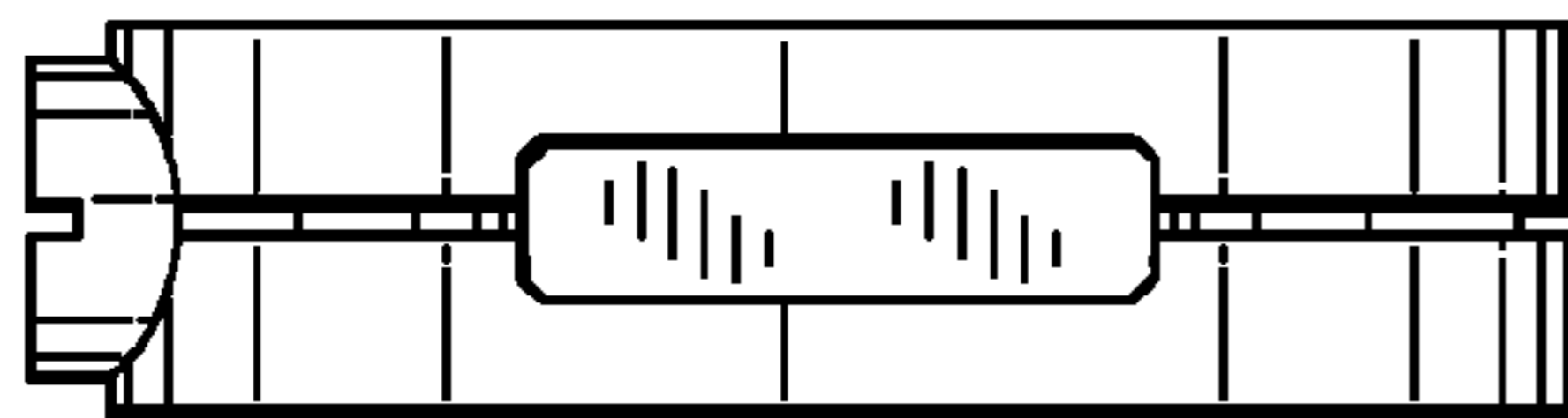


FIG. 5

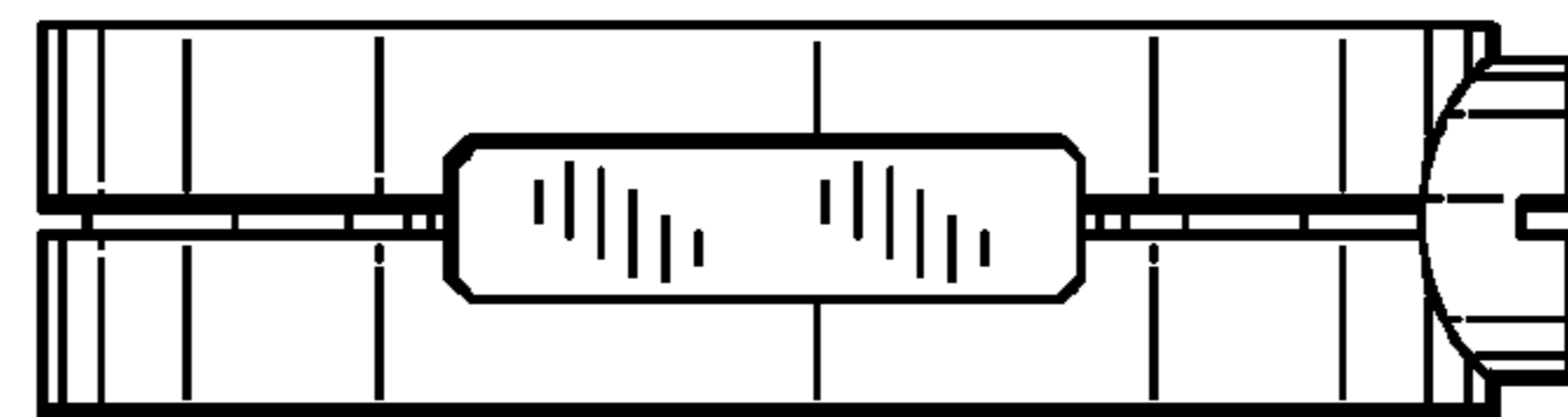


FIG. 6

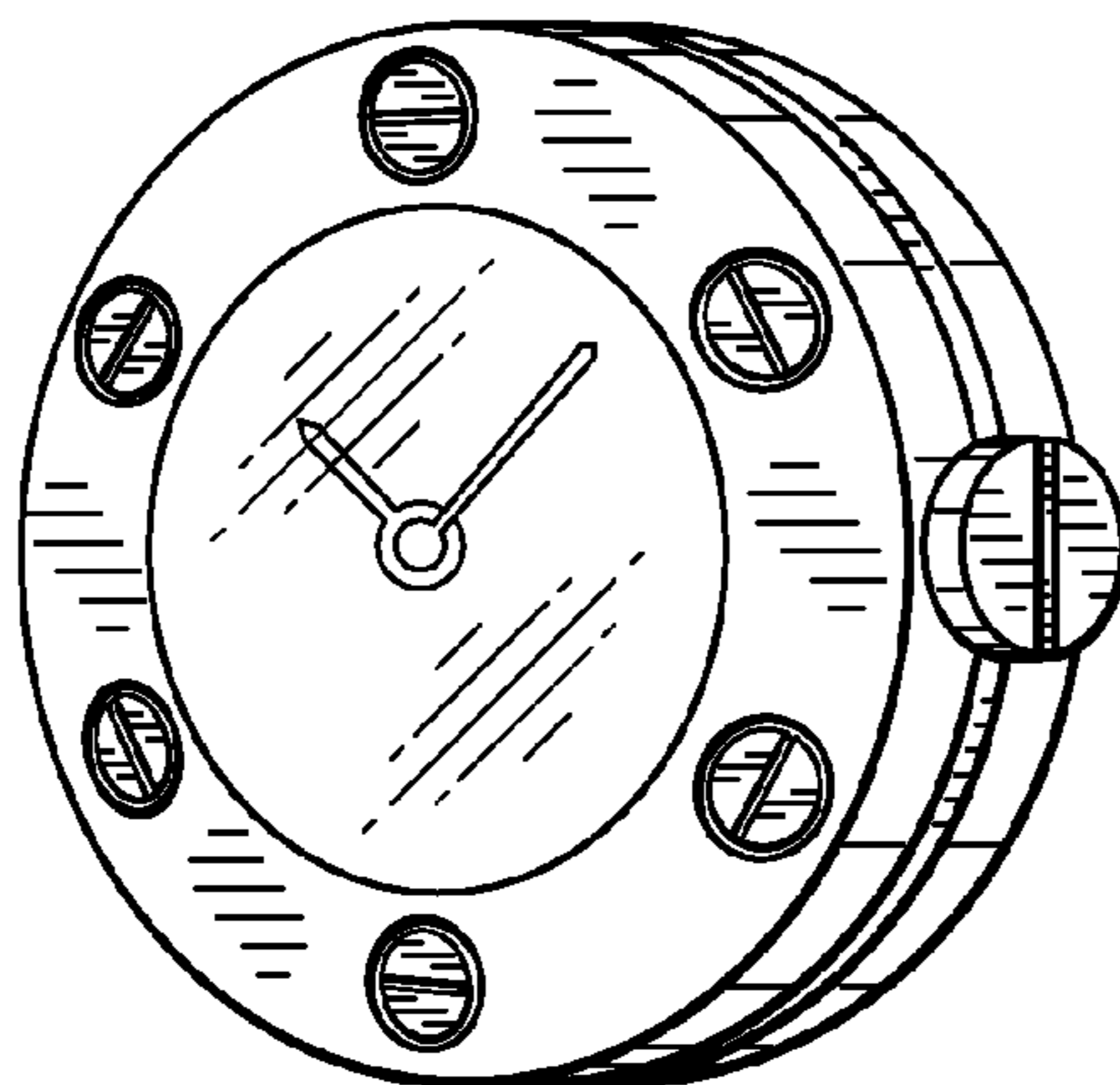


FIG. 7