



US00D573040S

(12) **United States Design Patent**
Giannini

(10) **Patent No.:** **US D573,040 S**

(45) **Date of Patent:** **** Jul. 15, 2008**

(54) **WRISTWATCH**

(75) Inventor: **Frida Giannini**, Firenze (IT)

(73) Assignee: **Luxury Timepieces International SA**,
Cortailod (CH)

(**) Term: **14 Years**

(21) Appl. No.: **29/290,046**

(22) Filed: **Oct. 16, 2007**

(30) **Foreign Application Priority Data**

Jul. 4, 2007 (CH) 134033

(51) **LOC (8) Cl.** **10-02**

(52) **U.S. Cl.** **D10/32**

(58) **Field of Classification Search** D10/30-39,
D10/122-132; D11/3, 12, 17, 13, 14; 368/276,
368/277, 281, 282, 285, 80, 223; 63/3, 4,
63/3.1; 224/164

See application file for complete search history.

(56) **References Cited**

U.S. PATENT DOCUMENTS

D84,000 S * 4/1931 Schwab D11/12
D84,303 S * 6/1931 Schwab D11/13
D91,261 S * 1/1934 Baer D11/13
D109,338 S * 4/1938 Prestinari D11/24
2,226,329 A * 12/1940 Sterino 63/4
2,518,163 A * 8/1950 Megar 63/4
3,738,100 A * 6/1973 Hassman et al. 368/282
D310,335 S * 9/1990 Wunderman D10/32

D340,414 S * 10/1993 DeGraeve D10/39
D364,819 S * 12/1995 Wunderman D10/32
D382,211 S * 8/1997 Bodino D10/30
D382,494 S * 8/1997 Wunderman D10/32
D390,128 S * 2/1998 Toribio D10/32
D396,652 S * 8/1998 Voegeli D10/32
D430,041 S * 8/2000 Pequignet D10/32
D447,704 S * 9/2001 Deguines D10/39
D465,163 S * 11/2002 Bodino D10/32
D472,160 S * 3/2003 Modolo D10/32
D532,319 S * 11/2006 Bedat D10/32
D551,097 S * 9/2007 Modolo D10/32
D558,066 S * 12/2007 Rodell D10/32

* cited by examiner

Primary Examiner—Lucy Lieberman

(74) *Attorney, Agent, or Firm*—Sughrue Mion, PLLC

(57) **CLAIM**

The ornamental design for a wristwatch, as shown.

DESCRIPTION

FIG. 1 is a perspective view of the front and right side of a wristwatch showing my new design;

FIG. 2 is a front elevational view thereof;

FIG. 3 is a rear elevational view thereof;

FIG. 4 is a right side elevational view thereof;

FIG. 5 is a left side elevational view thereof;

FIG. 6 is a top plan view thereof; and,

FIG. 7 is a bottom plan view thereof.

1 Claim, 2 Drawing Sheets




FIG. 1




FIG. 2

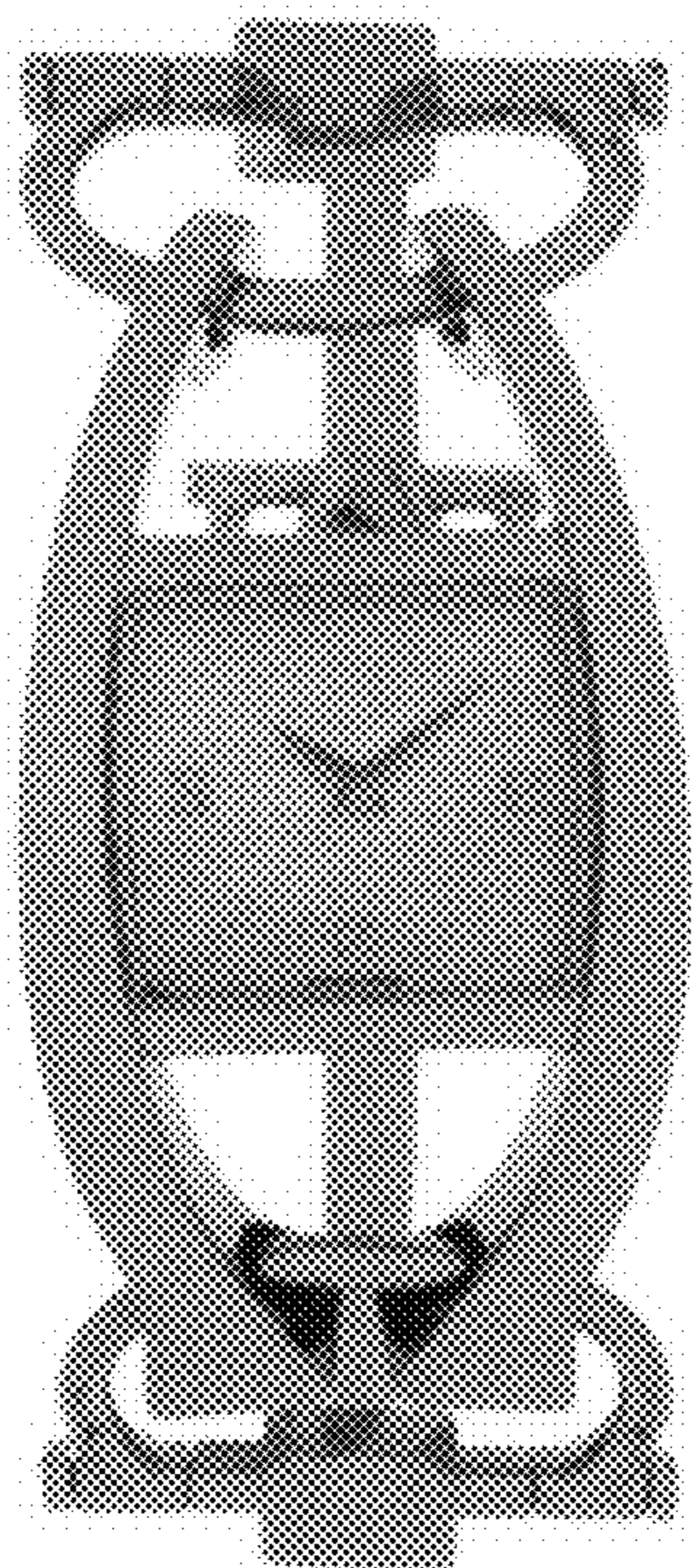


FIG. 3

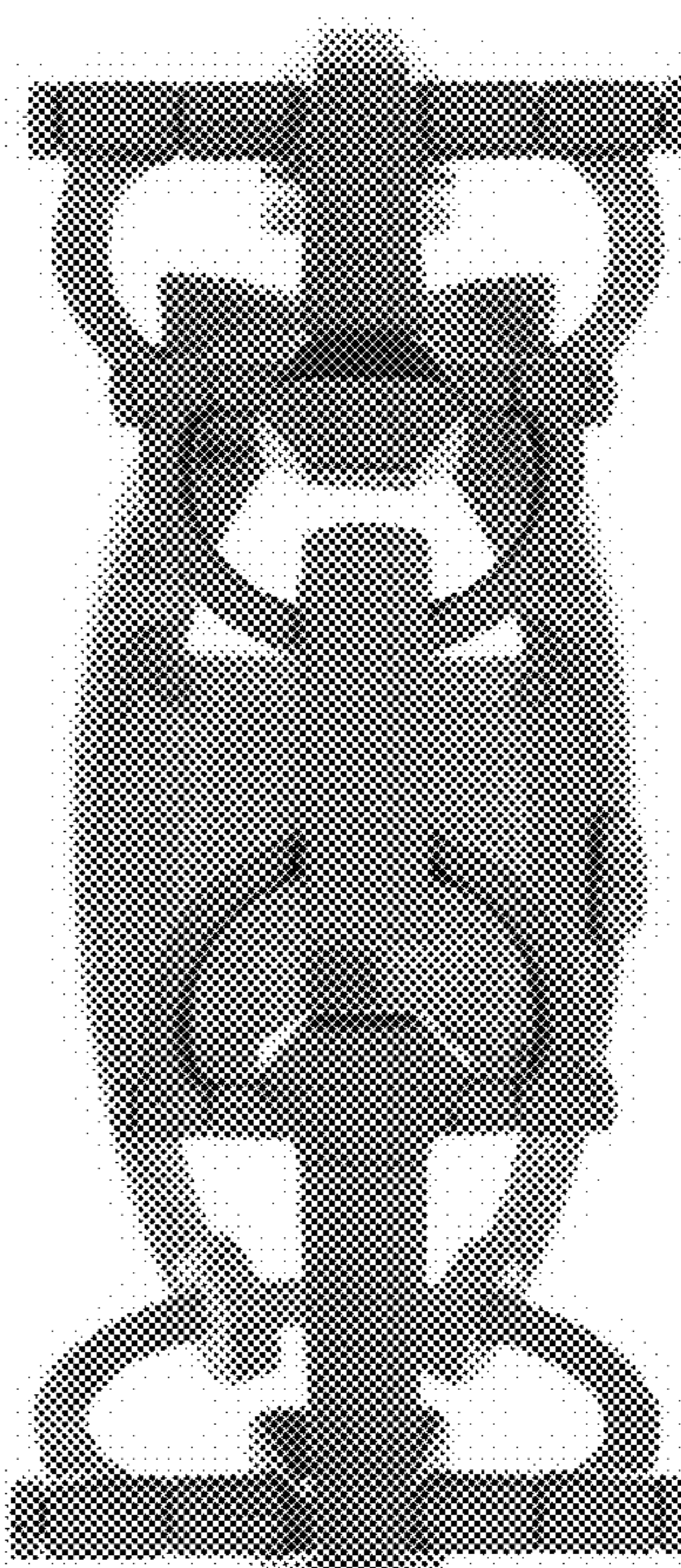


FIG. 4



FIG. 6




FIG. 5



FIG. 7

