



US00D573031S

(12) **United States Design Patent**
Hestehave

(10) **Patent No.:** **US D573,031 S**
(45) **Date of Patent:** **** Jul. 15, 2008**

(54) **BOTTLE**

(76) **Inventor:** **Kjeld Hestehave**, 1841 E. Acacia St.,
Ontario, CA (US) 91761

(**) **Term:** **14 Years**

(21) **Appl. No.:** **29/303,344**

(22) **Filed:** **Feb. 7, 2008**

(51) **LOC (8) Cl.** **09-01**

(52) **U.S. Cl.** **D9/541; D9/542; D9/560;**
D9/571

(58) **Field of Classification Search** **D9/516,**
D9/520, 530, 537-546, 549, 553-556, 558,
D9/560, 566-569, 571, 574-575; 215/381-385;
220/660, 662, 669-671, 675

See application file for complete search history.

(56) **References Cited**

U.S. PATENT DOCUMENTS

D24,862 S	11/1895	Abbott	
D85,838 S *	12/1931	Noble D9/520
D90,290 S *	7/1933	McDonald D9/568
D236,587 S *	9/1975	Kretz D9/541
D290,323 S *	6/1987	Weernink D9/453
D362,182 S *	9/1995	Hestehave et al. D9/434

(Continued)

Primary Examiner—Carol Rademaker

(74) *Attorney, Agent, or Firm*—Sheldon Mak Rose &
Anderson; Jeffrey G. Sheldon; Kristin C. Hiibner

(57) **CLAIM**

The ornamental design for a bottle, as shown and described.

DESCRIPTION

FIG. 1 is a bottom, front, and left side perspective view of a first embodiment of the invention;

FIG. 2 is a left side elevational view thereof, the right side elevational view being identical;

FIG. 3 is a front elevational view thereof, the back elevational view being identical;

FIG. 4 is a top plan view of the bottle shown in FIG. 1 and of the bottle shown in FIG. 8;

FIG. 5 is a bottom plan view of the bottle shown in FIG. 1;

FIG. 6 is a bottom, front, and left side perspective view of the bottle of FIG. 1 shown with a cap thereof, the front, left side, right side, and back side elevations of the cap being identical;

FIG. 7 is a top plan view of the bottle shown in FIG. 6 and of the top plan view of the bottle shown on FIG. 12;

FIG. 8 is a bottom, front, and left side perspective view of a second embodiment of the invention;

FIG. 9 is a left side elevational view thereof, the right side elevational view being identical;


FIG. 10 is a front elevational view thereof, the back elevational view being identical;

FIG. 11 is a bottom plan view thereof; and,

FIG. 12 is a left side elevational view of the bottle of FIG. 8 shown with a cap thereof, the front, left side, right side, and back side elevations of the cap being identical.

The broken lines shown in the drawings are for environmental purposes only and form no part of the claimed design.

1 Claim, 5 Drawing Sheets



US D573,031 S

Page 2

U.S. PATENT DOCUMENTS

D405,695 S	2/1999	Zelmo	
D415,428 S *	10/1999	Keller et al.	D9/538 X
D423,935 S	5/2000	Frazer	
D437,226 S	2/2001	Sadeghi et al.	
D442,089 S	5/2001	Sadeghi et al.	
D443,513 S	6/2001	Goettner	
D456,272 S	4/2002	Sadeghi et al.	
D457,437 S *	5/2002	Sadeghi et al.	D9/530
D458,145 S *	6/2002	Sadeghi et al.	D9/556
D458,146 S *	6/2002	Sadeghi et al.	D9/560
D458,147 S	6/2002	Sadeghi et al.	
D458,148 S *	6/2002	Sadeghi et al.	D9/568
D460,695 S	7/2002	Sadeghi et al.	
D463,287 S *	9/2002	Moore et al.	D9/549
D468,213 S *	1/2003	Moore et al.	D9/549
D478,289 S *	8/2003	Dean et al.	D9/542
D480,315 S *	10/2003	Sadeghi et al.	D9/538
D480,644 S	10/2003	Druitt	
D481,635 S	11/2003	Lovelace, Jr. et al.	
6,659,300 B2	12/2003	Wurster et al.	
D486,739 S	2/2004	Taylor et al.	
D488,060 S *	4/2004	Yourist	D9/560 X
6,783,014 B2	8/2004	Luker	
6,997,336 B2	2/2006	Yourist et al.	
D525,141 S	7/2006	Beard et al.	
D526,209 S	8/2006	Beard et al.	
D526,210 S	8/2006	Beard et al.	
D526,905 S	8/2006	Beard et al.	
D530,612 S	10/2006	Lohrman et al.	
D537,726 S	3/2007	Elgebrant	
D539,158 S	3/2007	Miller et al.	
D539,159 S	3/2007	Slat et al.	
D539,658 S	4/2007	Slat	
7,207,451 B2	4/2007	Taylor et al.	
D542,656 S	5/2007	Szczesniak	
D542,668 S	5/2007	Arthur et al.	
D542,669 S	5/2007	Arthur et al.	
D544,364 S	6/2007	Archeny et al.	
D547,665 S	7/2007	Lepoitevin	
D548,092 S	8/2007	Klemm	
D551,080 S	9/2007	Pedmo et al.	
D552,477 S	10/2007	Hermel	

* cited by examiner

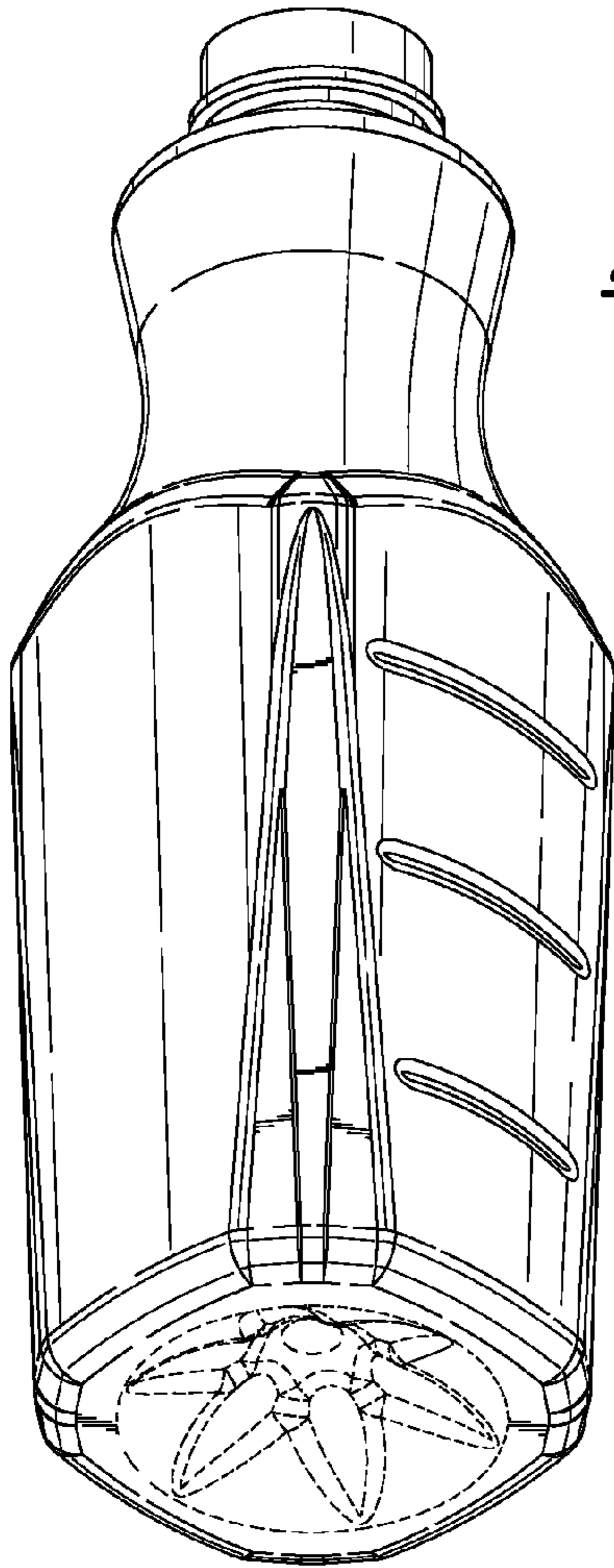


FIG. 1




FIG. 2

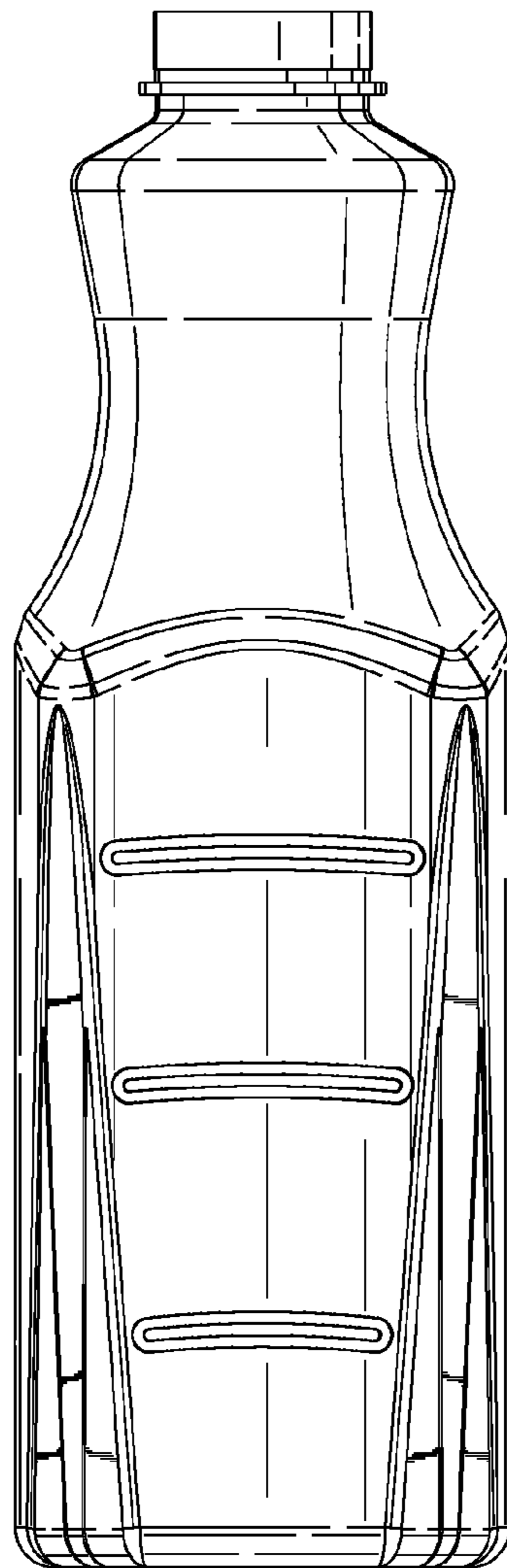


FIG. 3

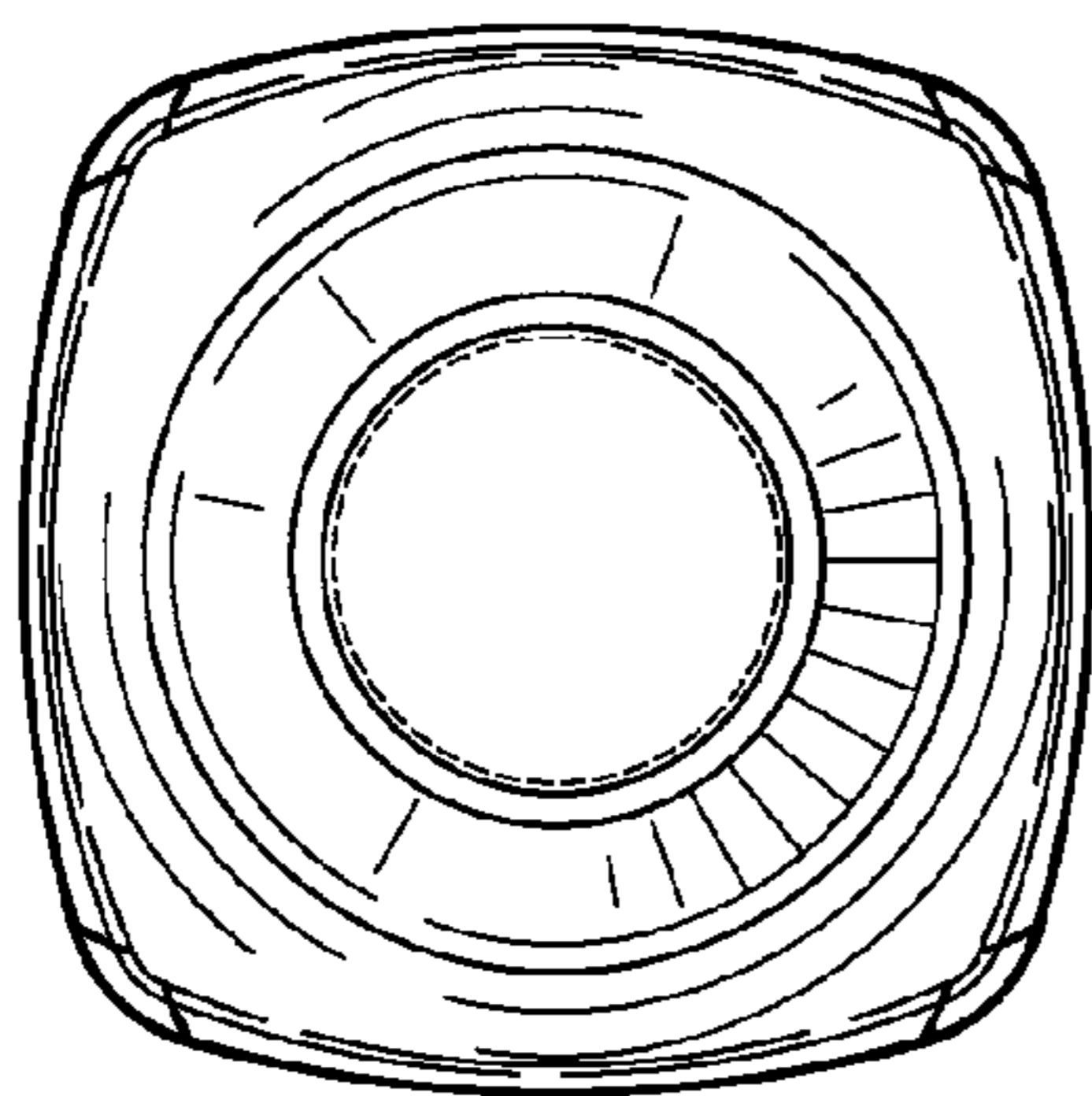


FIG. 4

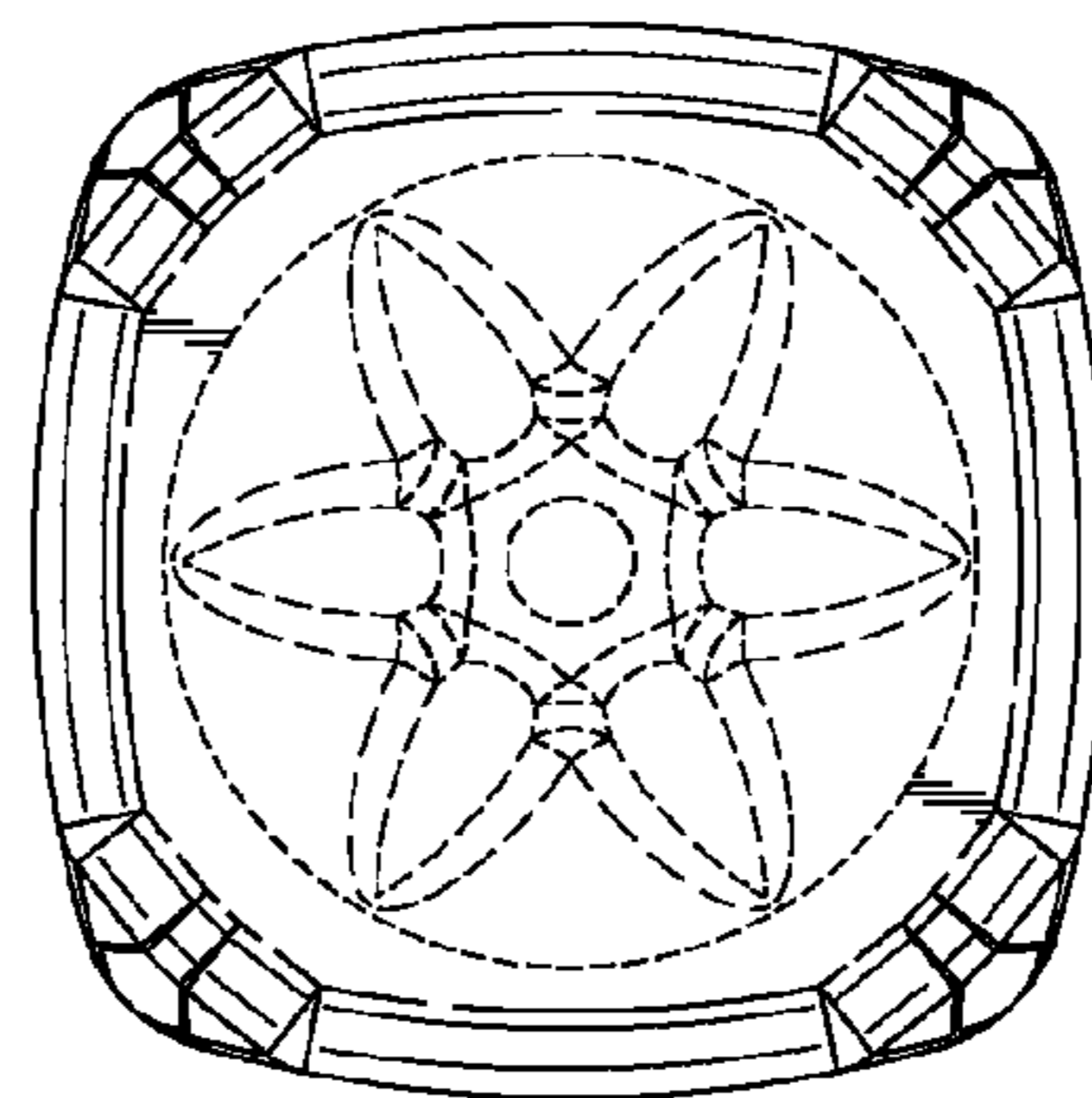


FIG. 5

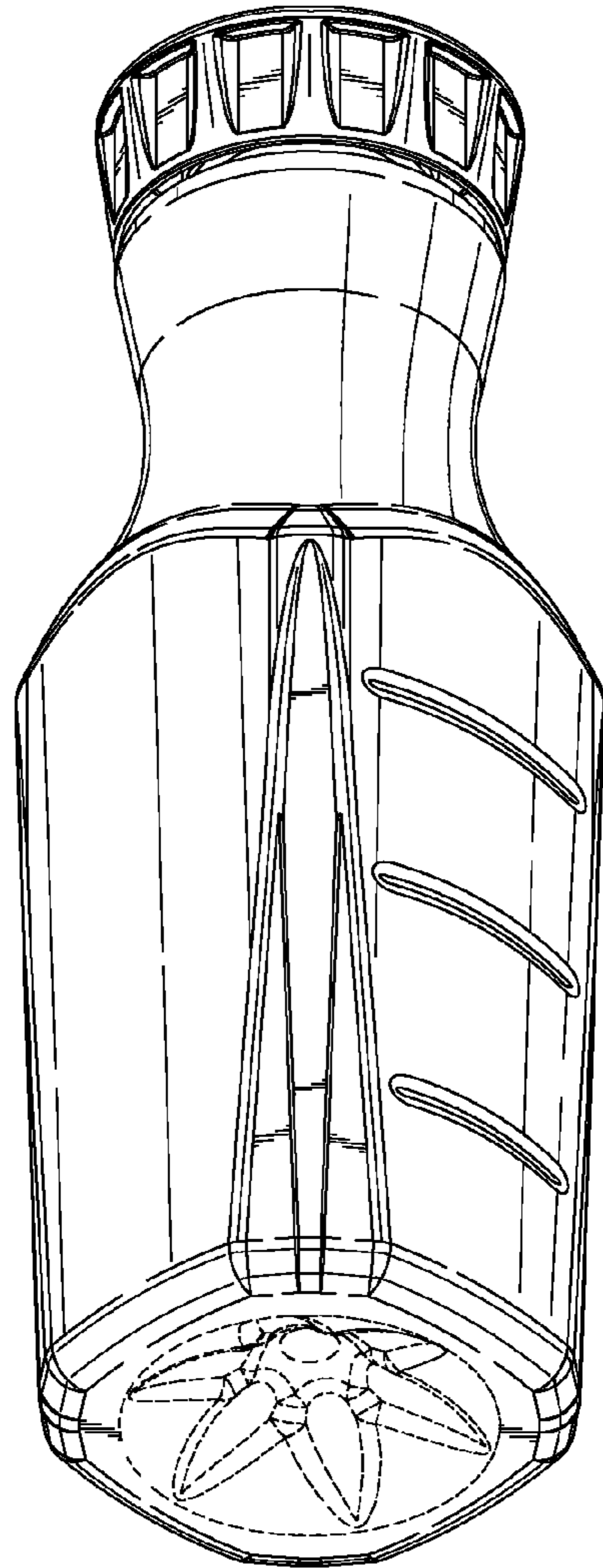
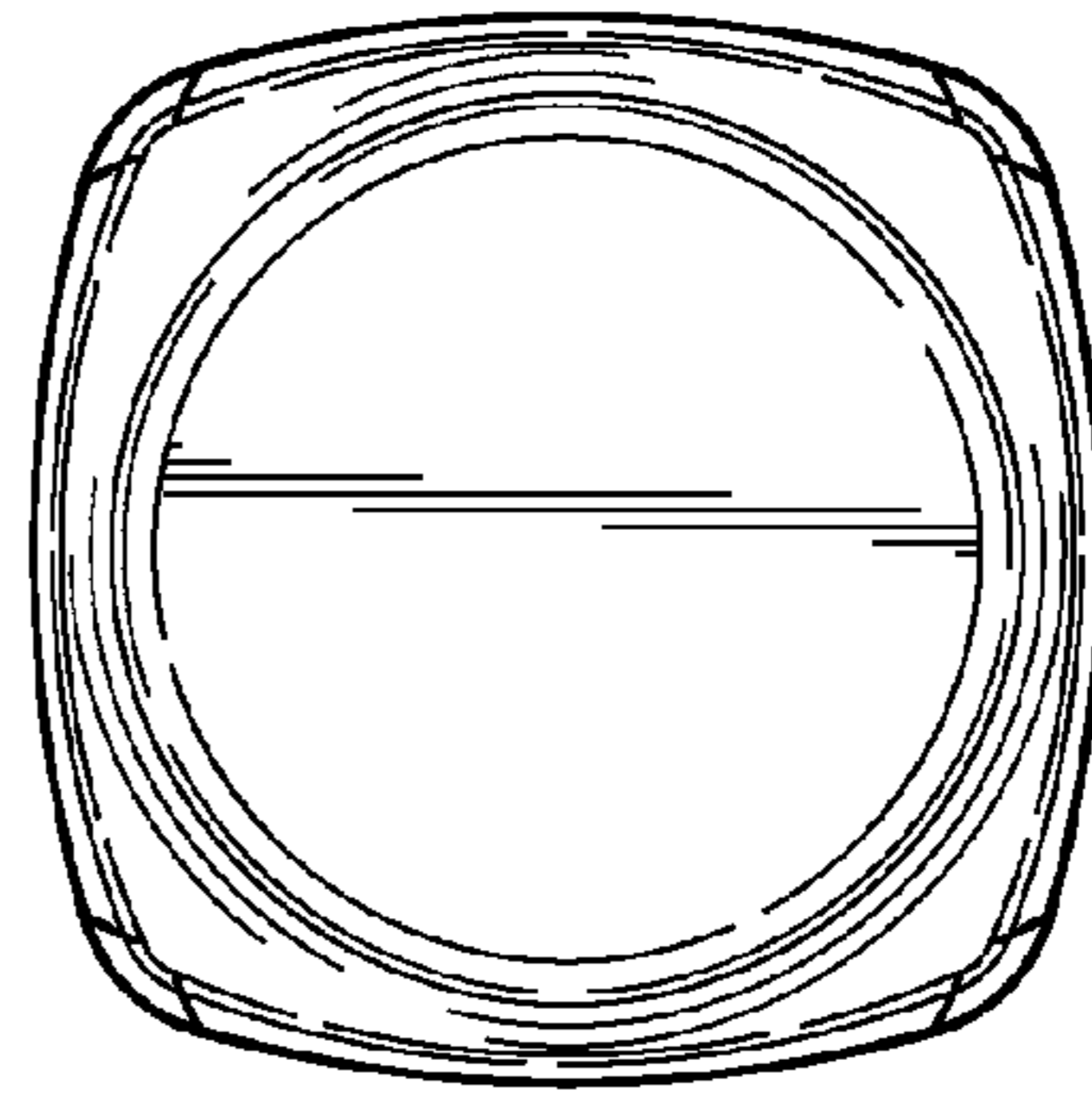


FIG. 6

FIG. 7



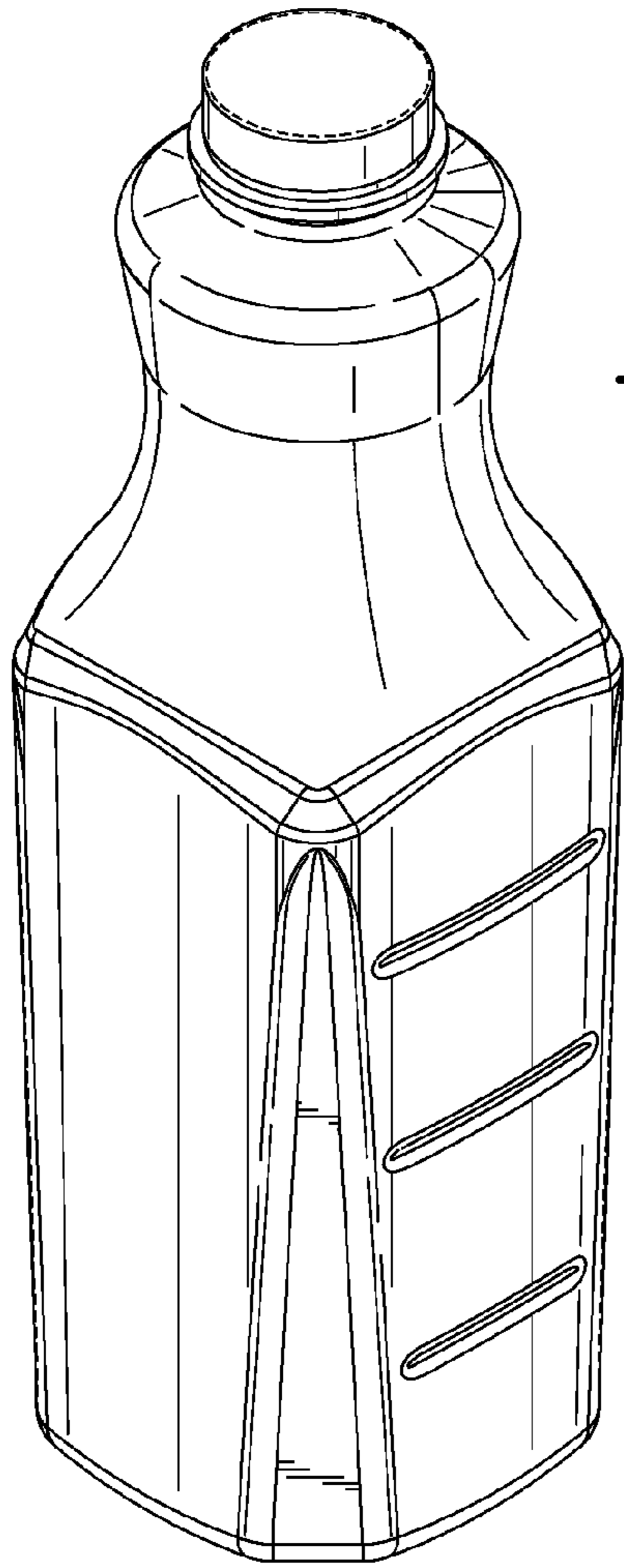


FIG. 8




FIG. 9

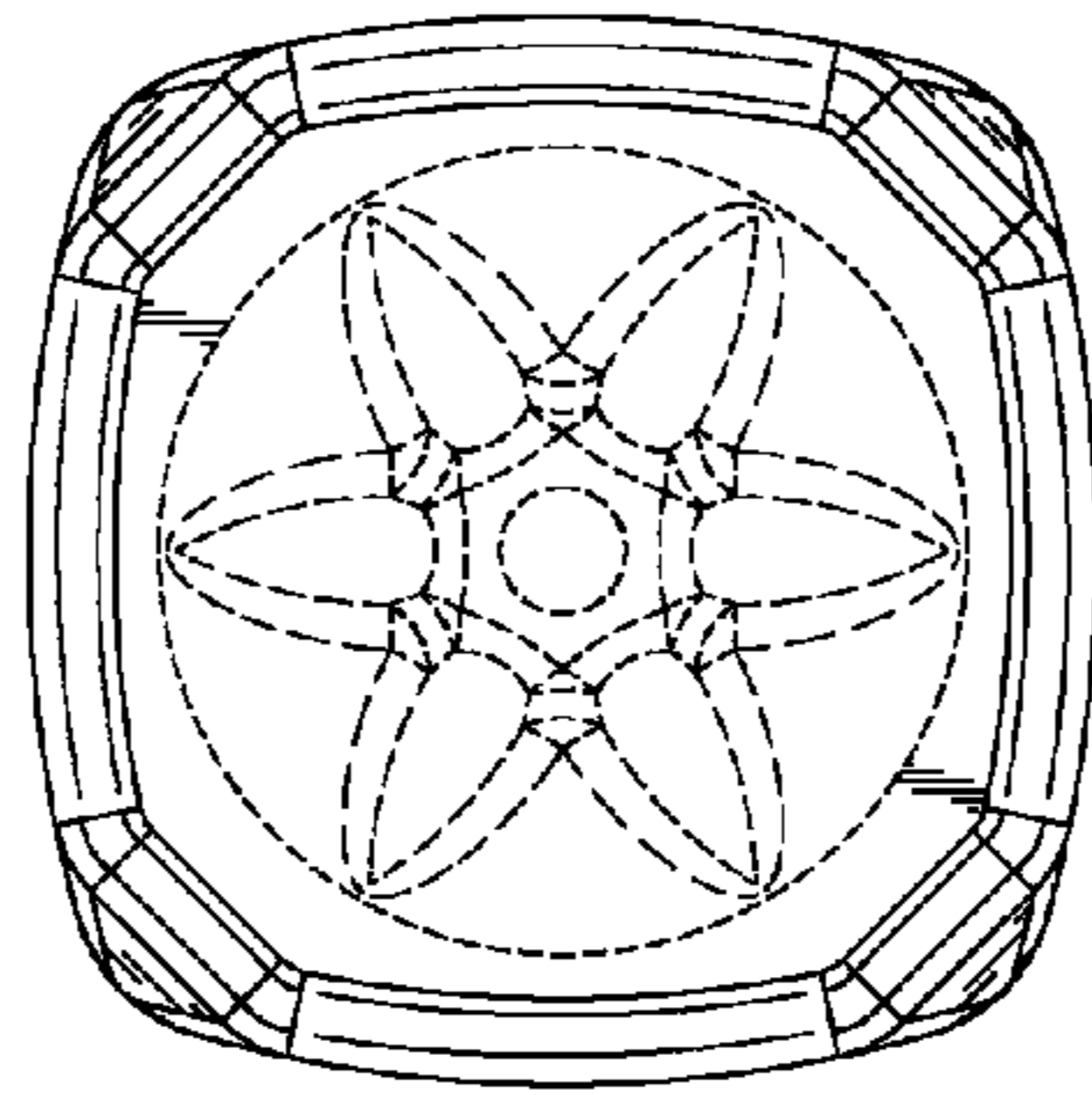


FIG. 11




FIG. 10




FIG. 12