



US00D573029S

(12) **United States Design Patent**  
**Venkataraman et al.**

(10) **Patent No.:** **US D573,029 S**  
(45) **Date of Patent:** **\*\* Jul. 15, 2008**

(54) **BOTTLE**

(75) Inventors: **Shriram Venkataraman**, Danbury, CT (US); **Roy Oommen**, Bloomfield, NJ (US); **Stuart M. Leslie**, Larchmont, NY (US); **Sungeun Kim**, Brooklyn, NY (US); **Taek Kim**, Washington Township, NJ (US)

(73) Assignee: **PepsiCo, Inc.**, Purchase, NY (US)

(\*\*) Term: **14 Years**

(21) Appl. No.: **29/235,177**

(22) Filed: **Jul. 28, 2005**

(51) **LOC (8) Cl.** ..... **09-01**

(52) **U.S. Cl.** ..... **D9/538; D9/550; D9/552**

(58) **Field of Classification Search** ..... D9/516,  
D9/520, 530, 537-540, 548-552, 556-560,  
D9/564-565, 571-575, 682, 687-694, 434;  
D7/509-511; 215/381-385, 396, 398

See application file for complete search history.

(56) **References Cited**

**U.S. PATENT DOCUMENTS**

D224,383 S *	7/1972	Mascia et al. ....	D9/552 X
D369,298 S *	4/1996	Weiss .....	D9/549
D379,154 S *	5/1997	Cox .....	D9/540
D381,272 S *	7/1997	Coons .....	D9/540
D385,796 S *	11/1997	Richardson .....	D9/537
D393,208 S *	4/1998	Wilson et al. ....	D9/538
5,906,286 A *	5/1999	Matsuno et al. ....	215/375

D412,845 S *	8/1999	Miller et al. ....	D9/434
D413,068 S *	8/1999	Thouin et al. ....	D9/551
D424,948 S *	5/2000	Ullmo .....	D9/540
D427,067 S	6/2000	Miller et al.	
D429,166 S *	8/2000	Ogg .....	D9/552
D432,020 S *	10/2000	Steward et al. ....	D9/540
D447,061 S	8/2001	Peek	
D455,964 S *	4/2002	Patterson .....	D9/552
D503,309 S	3/2005	Yu	
D522,871 S *	6/2006	Rowse et al. ....	D9/539
D525,140 S *	7/2006	Scott .....	D9/552

\* cited by examiner

*Primary Examiner*—Carol Rademaker

(74) *Attorney, Agent, or Firm*—Banner & Witcoff, Ltd.

(57) **CLAIM**

The ornamental design for a bottle, as shown and described.

**DESCRIPTION**

FIG. 1 is a front elevational view of a bottle depicting the new design;

FIG. 2 is a side elevational view thereof;

FIG. 3 is another side elevational view thereof;

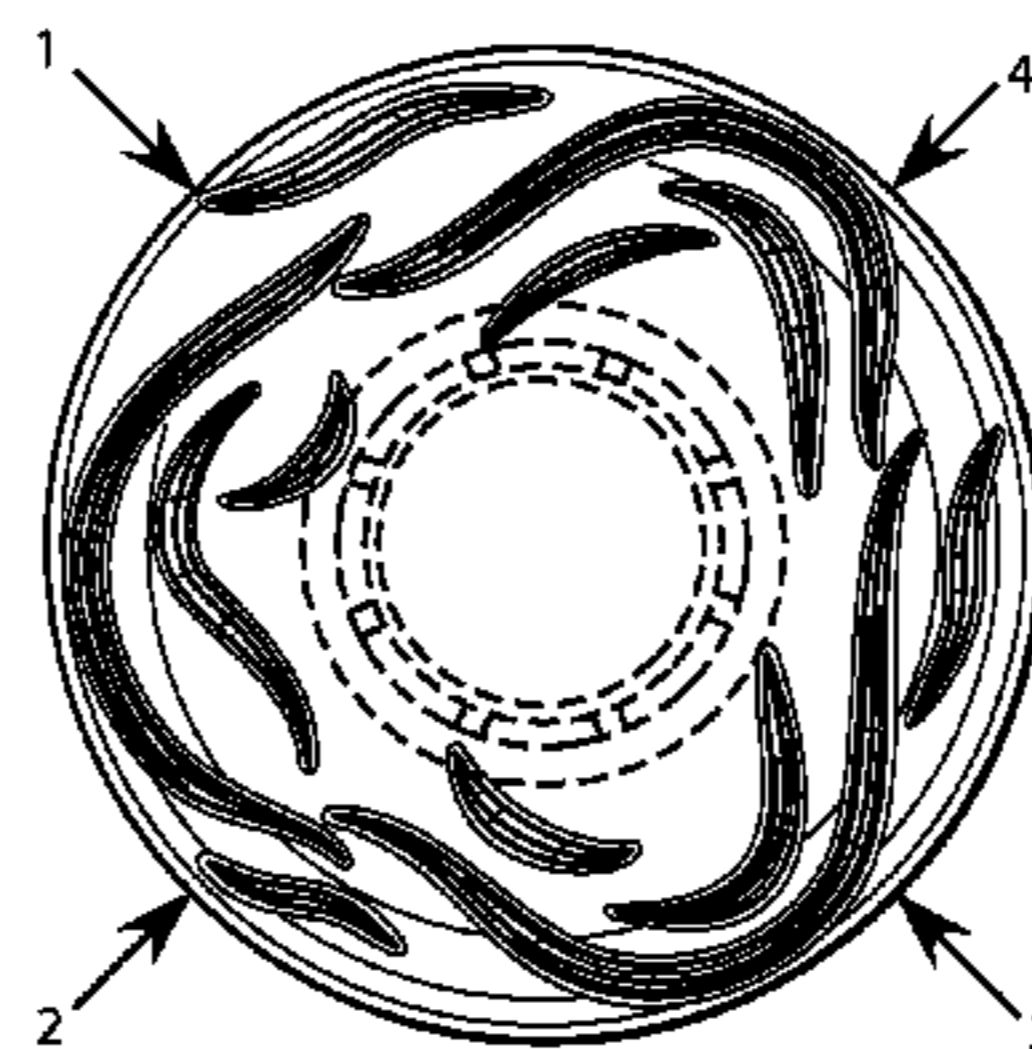
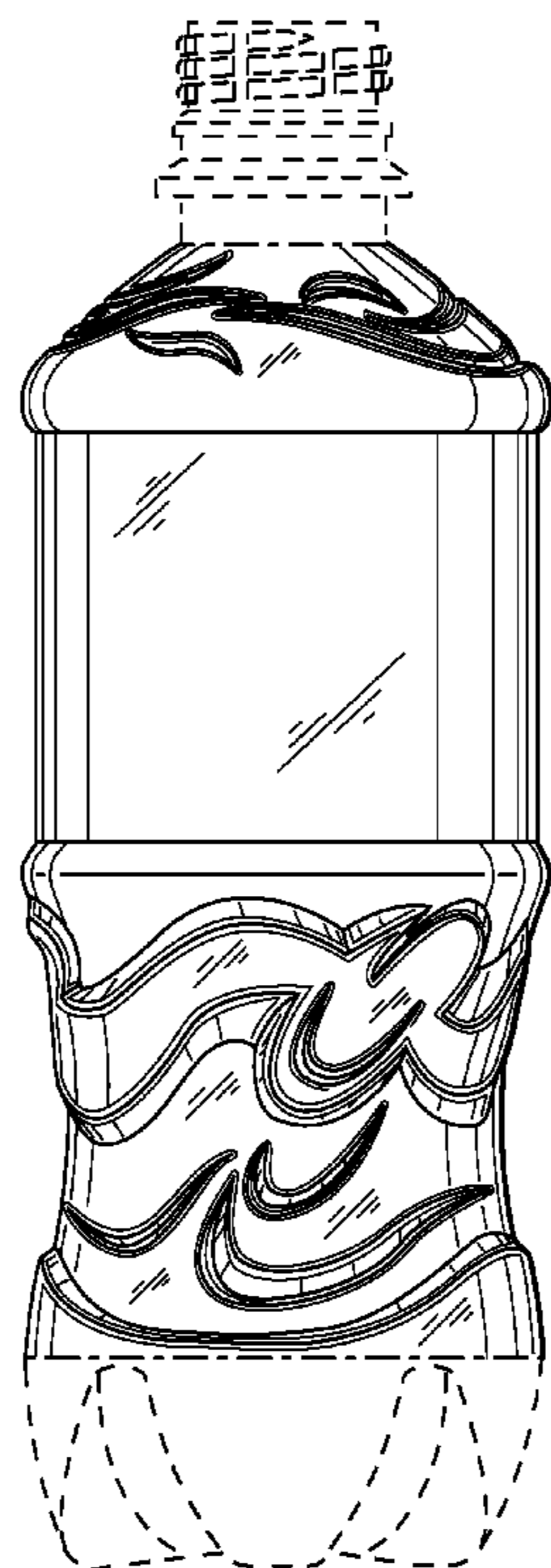
FIG. 4 is another side elevational view thereof; and,

FIG. 5 is a top plan view thereof.

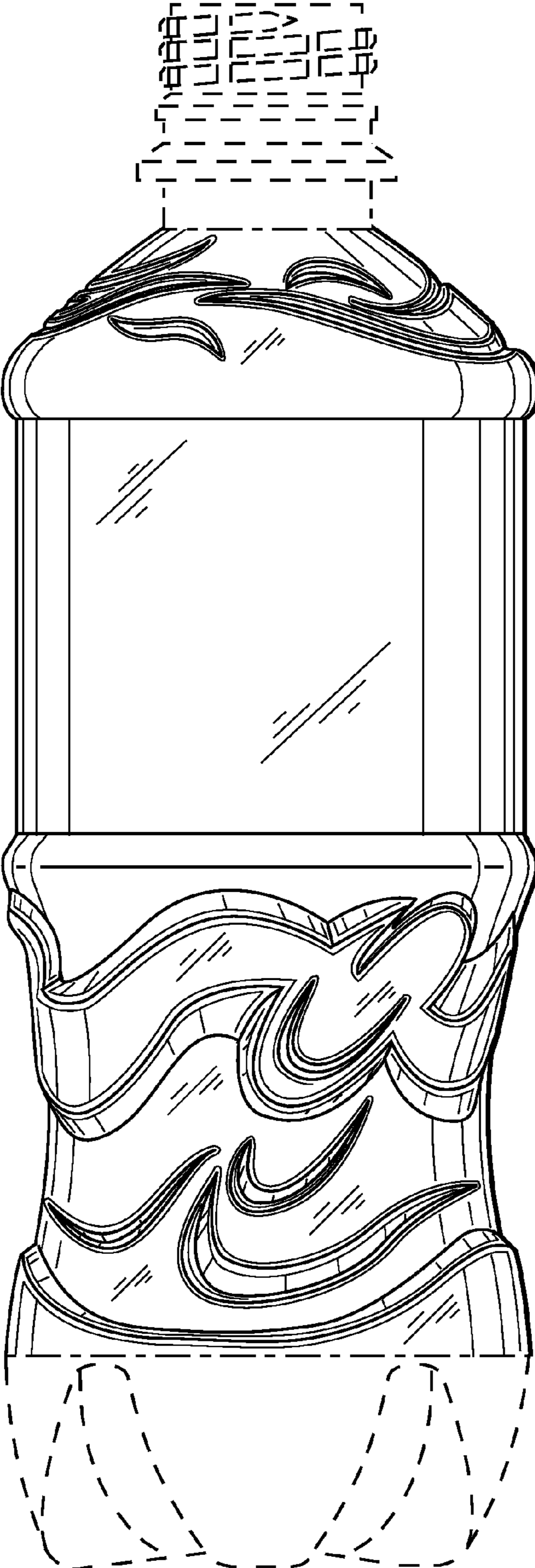
The dash lines shown in the drawings are for illustrative purposes only and form no part of the claimed design.

The dot-dash-dot lines shown in the drawings define the boundary of the claim and form no part of the claimed design.

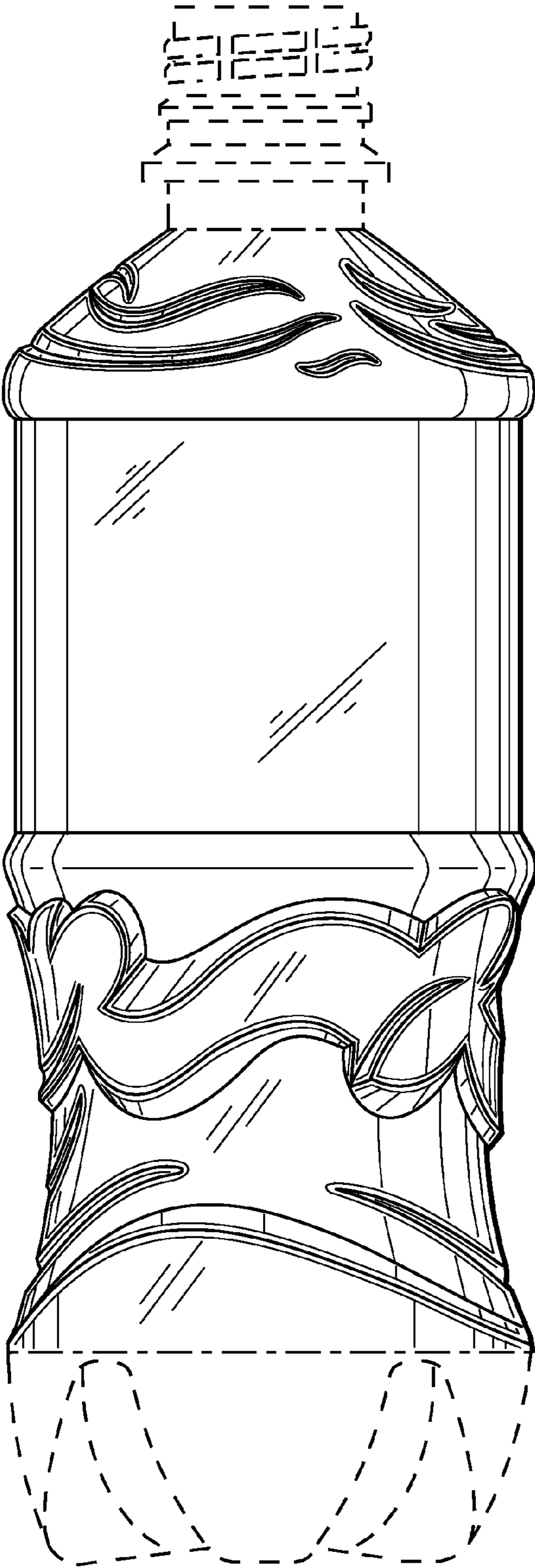
**1 Claim, 5 Drawing Sheets**



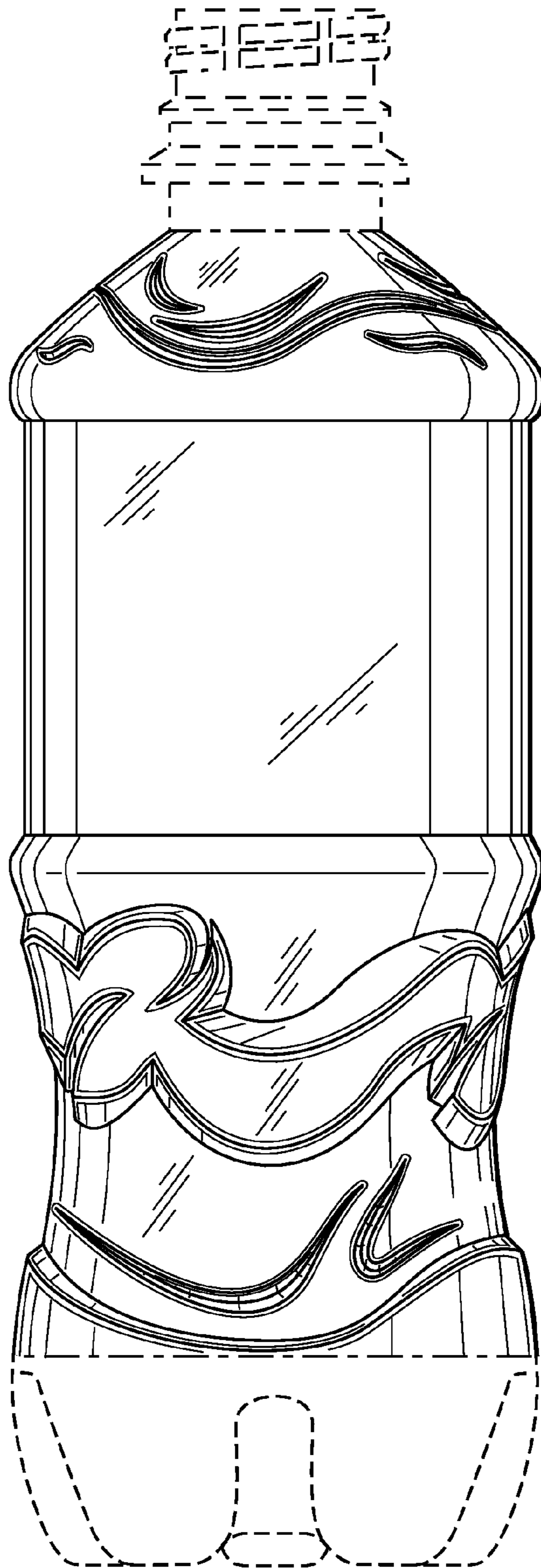
**Fig. 1**



**Fig. 2**

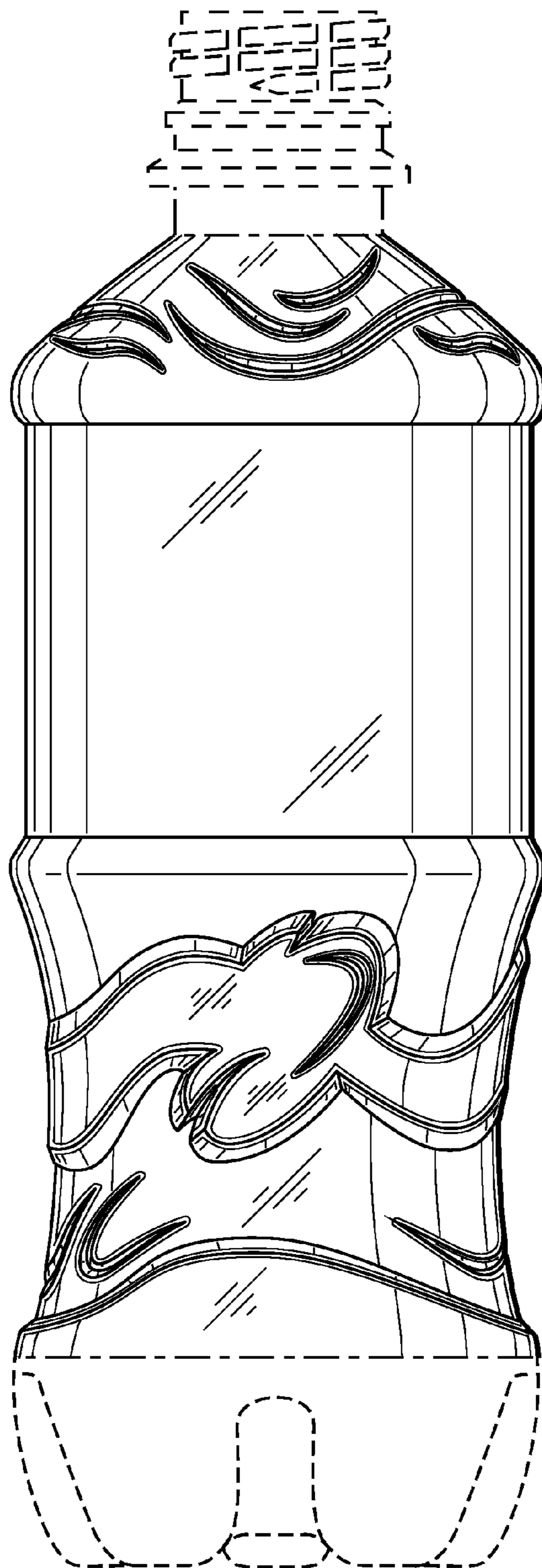


**Fig. 3**





**Fig. 4**



**Fig. 5**

