



US00D573018S

(12) **United States Design Patent**  
**Carnduff et al.**

(10) **Patent No.:** **US D573,018 S**

(45) **Date of Patent:** **\*\* Jul. 15, 2008**

(54) **CLOSURE**

(75) Inventors: **Ian Andrew Carnduff**, New York, NY (US); **Joel James Kashuba**, Cincinnati, OH (US); **Ian Josiah Swanson**, New York, NY (US)

(73) Assignee: **The Procter and Gamble Company**, Cincinnati, OH (US)

(\*\*) Term: **14 Years**

(21) Appl. No.: **29/266,094**

(22) Filed: **Sep. 14, 2006**

(51) **LOC (8) Cl.** ..... **09-07**

(52) **U.S. Cl.** ..... **D9/445**

(58) **Field of Classification Search** ..... D9/662, D9/661, 529, 504, 454, 453, 452, 448, 445, D9/444, 435, 726, 503, 689, 429, 728, 682; 222/5, 148, 402.13; 220/915, 796, 675, 284, 220/200, 212; 215/281, 222; D7/728, 608, D7/510; D11/152; D23/223

See application file for complete search history.

(56) **References Cited**

**U.S. PATENT DOCUMENTS**

D263,123 S \* 2/1982 Hadtke et al. .... D9/445  
D448,994 S \* 10/2001 Siebert et al. .... D9/435  
D475,920 S \* 6/2003 Poon et al. .... D9/445  
D476,887 S \* 7/2003 Poisson et al. .... D9/435

D477,220 S \* 7/2003 Poisson et al. .... D9/435  
D477,221 S \* 7/2003 Poisson et al. .... D9/435  
D490,314 S \* 5/2004 Wadsworth et al. .... D9/444  
D495,955 S \* 9/2004 Storz et al. .... D9/529  
D548,601 S \* 8/2007 Mongeon et al. .... D9/529  
D556,586 S \* 12/2007 Mongeon et al. .... D9/529

\* cited by examiner

*Primary Examiner*—Gary D. Watson

*Assistant Examiner*—Susan B Hattan

(74) *Attorney, Agent, or Firm*—Andrew J. Hagerty; Brian M. Bolam; Tara M. Rosnell

(57) **CLAIM**

The ornamental design for a closure, as shown and described.

**DESCRIPTION**

FIG. 1 is front perspective view of a closure embodying our new design;

FIG. 2 is a front elevation view of the closure shown in FIG. 1;

FIG. 3 is a rear elevation view of the closure shown in FIG. 1;

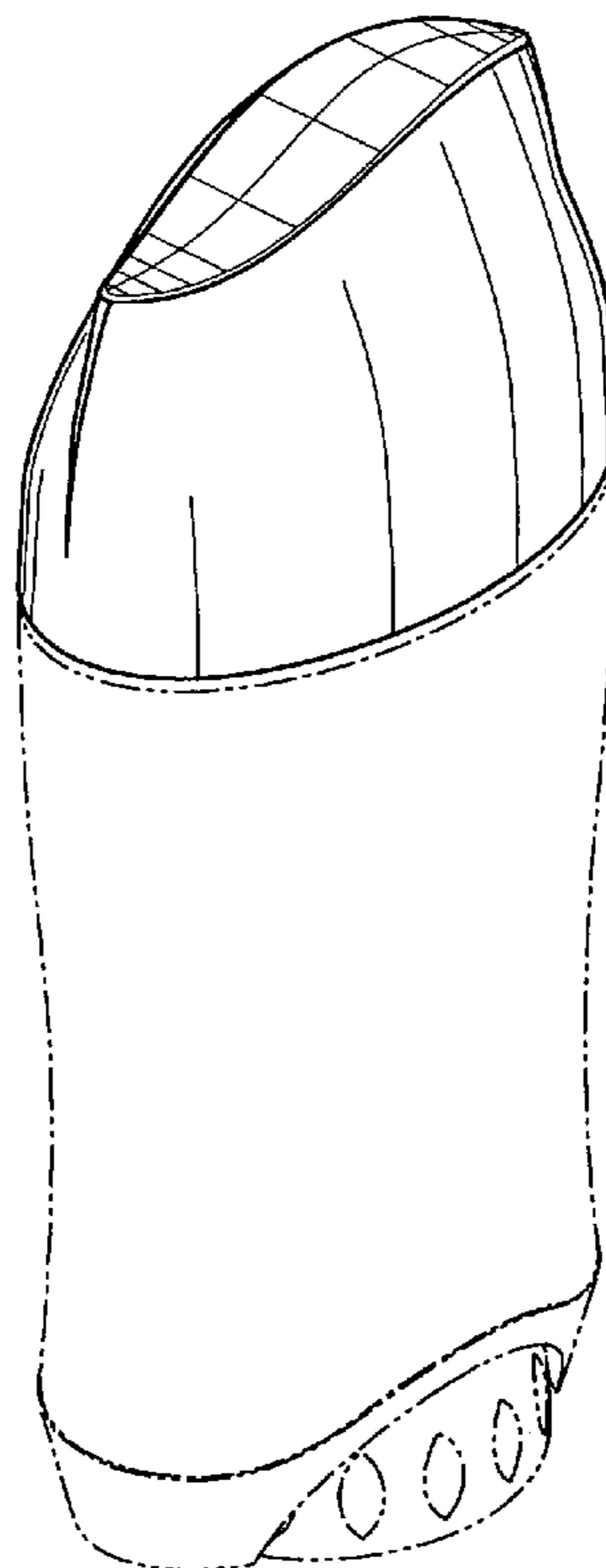
FIG. 4 is a left elevation view of the closure shown in FIG. 1;

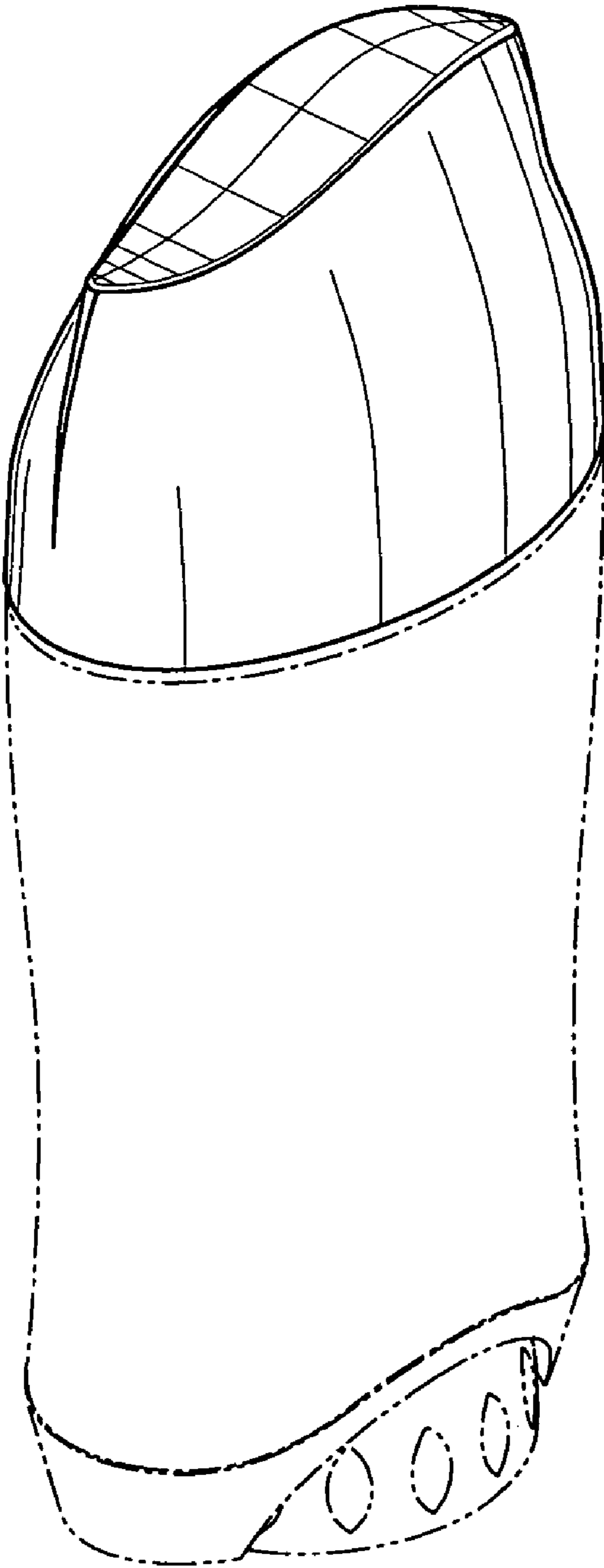
FIG. 5 is a right elevation view of the closure shown in FIG. 1; and,

FIG. 6 is a top view of the closure shown in FIG. 1.

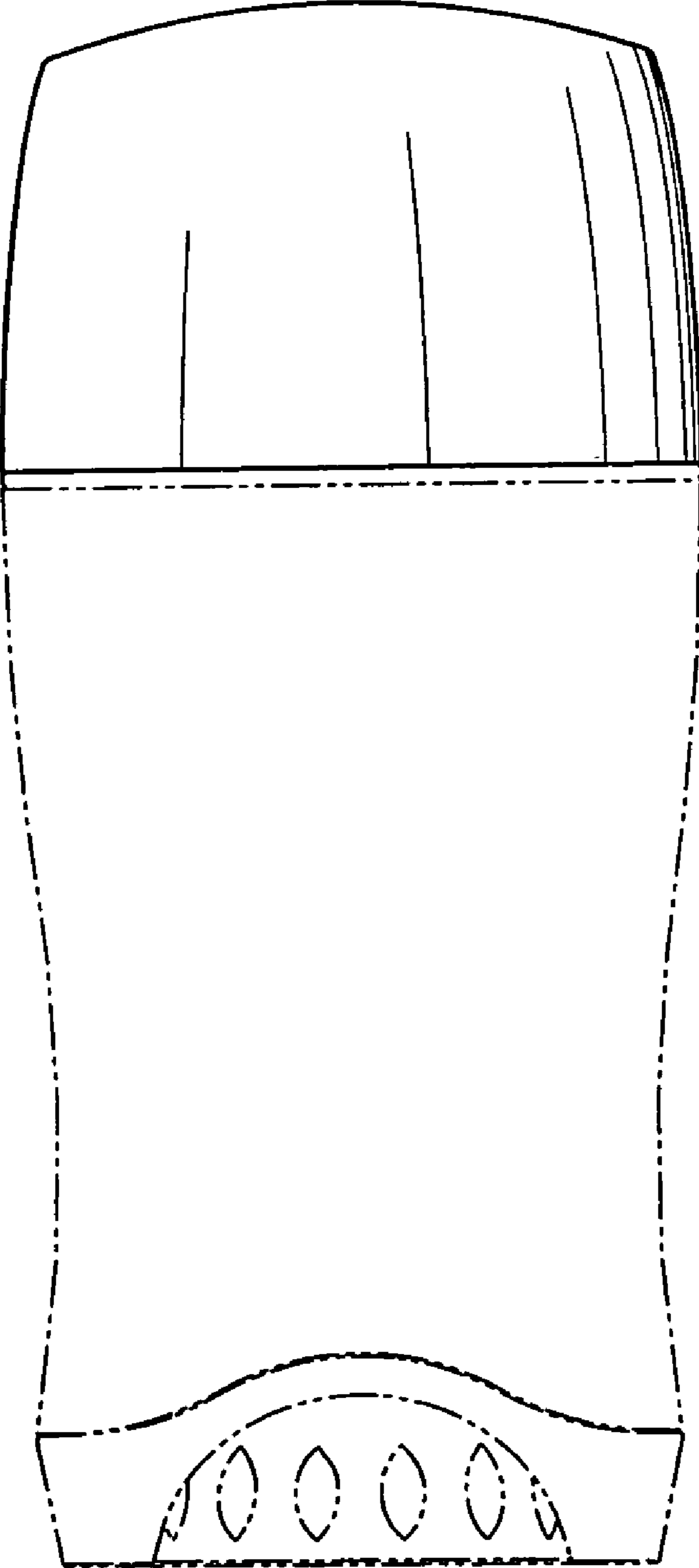
The broken lines in the drawings depict environmental subject matter only and form no part of the claimed design.

**1 Claim, 6 Drawing Sheets**

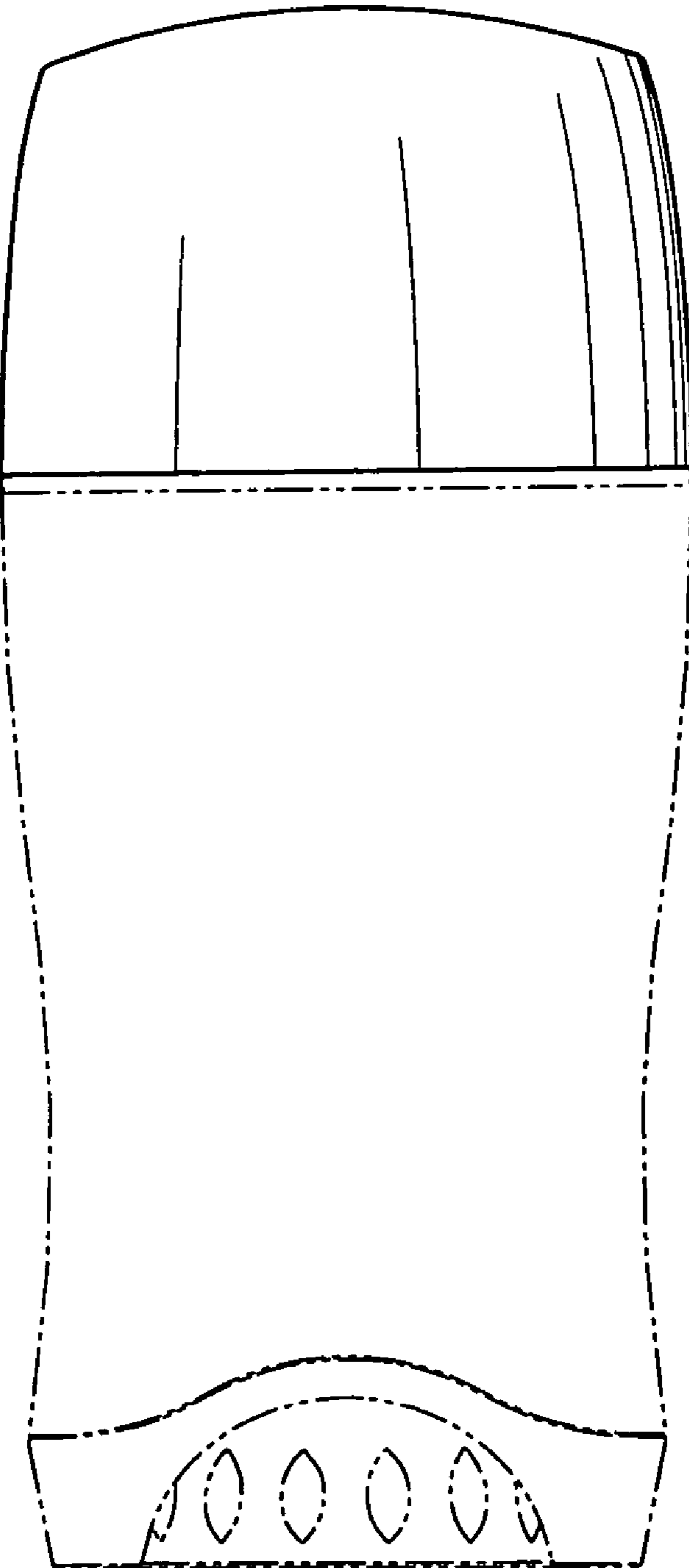





*Fig. 1*




*Fig. 2*



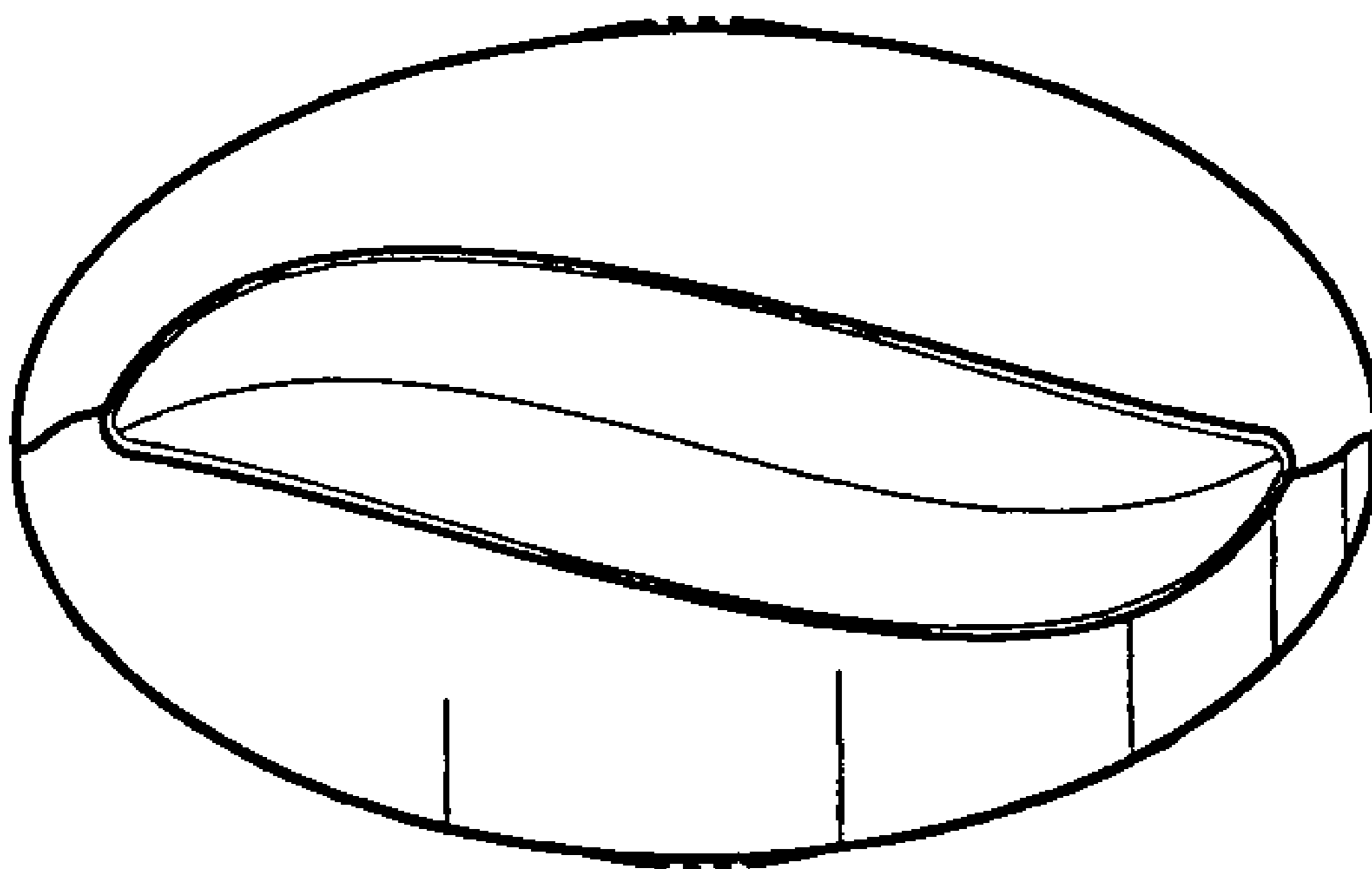
*Fig. 3*



*Fig. 4*



*Fig. 5*



*Fig. 6*