



US00D573013S

(12) **United States Design Patent**
Lavelle

(10) **Patent No.:** **US D573,013 S**
(45) **Date of Patent:** **** Jul. 15, 2008**

(54) **CORNER PROTECTOR**

(76) Inventor: **Richard M Lavelle**, 2662 Ravenwood Ct., Wexford, PA (US) 15090

(**) Term: **14 Years**

(21) Appl. No.: **29/283,955**

(22) Filed: **Aug. 28, 2007**

(51) **LOC (8) Cl.** **08-09**

(52) **U.S. Cl.** **D8/403**

(58) **Field of Classification Search** D8/400-499;
D25/199; D24/227, 229; 54/24, 26; 428/99,
428/122; 229/199; 206/453, 586, 557-567
See application file for complete search history.

(56) **References Cited**

U.S. PATENT DOCUMENTS

2,080,630	A	5/1937	Nathanson	
2,995,863	A *	8/1961	Bright	248/345.1
3,137,087	A	6/1964	Shroyer	
D249,314	S	9/1978	Wilde et al.	
D260,590	S	9/1981	Hobson	
4,851,286	A	7/1989	Maurice	
5,218,729	A *	6/1993	Walton	5/504.1
D416,476	S	11/1999	Engberg	
6,368,694	B1	4/2002	Marsh et al.	
6,470,637	B2	10/2002	Gratz	
6,478,354	B1	11/2002	Eyal	
D475,613	S *	6/2003	Mullane	D8/499

D495,595	S *	9/2004	Dressler	D8/499
D537,337	S	2/2007	Brockington et al.	
2005/0244316	A1	11/2005	Davis	
2006/0243636	A1	11/2006	Robichaud et al.	

FOREIGN PATENT DOCUMENTS

WO WO 2007/019233 2/2007

* cited by examiner

Primary Examiner—Cathron Brooks

Assistant Examiner—Barbara Fox

(74) *Attorney, Agent, or Firm*—Trego, Hines & Ladenheim, PLLC

(57) **CLAIM**

I claim the ornamental design for a corner protector, as shown and described.

DESCRIPTION

FIG. 1 is a perspective view of a corner protector, showing my design;

FIG. 2 is a top view of the corner protector of FIG. 1;

FIG. 3 is a bottom view of the corner protector of FIG. 1;

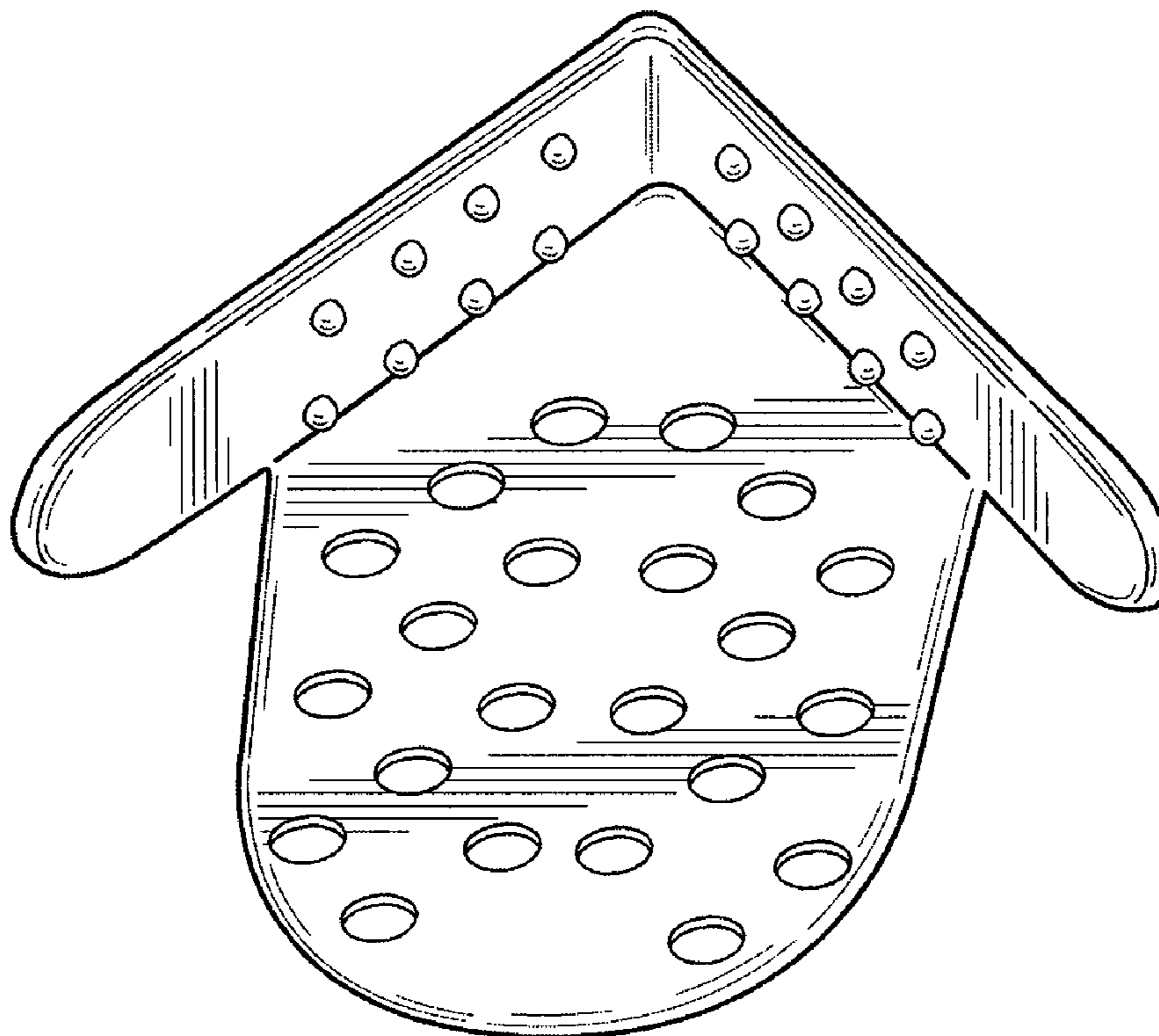
FIG. 4 is a front elevation of the corner protector of FIG. 1;

FIG. 5 is a rear elevation of the corner protector of FIG. 1;

FIG. 6 is a left elevation of the corner protector of FIG. 1; and,

FIG. 7 is a right elevation of the corner protector of FIG. 1.

1 Claim, 5 Drawing Sheets



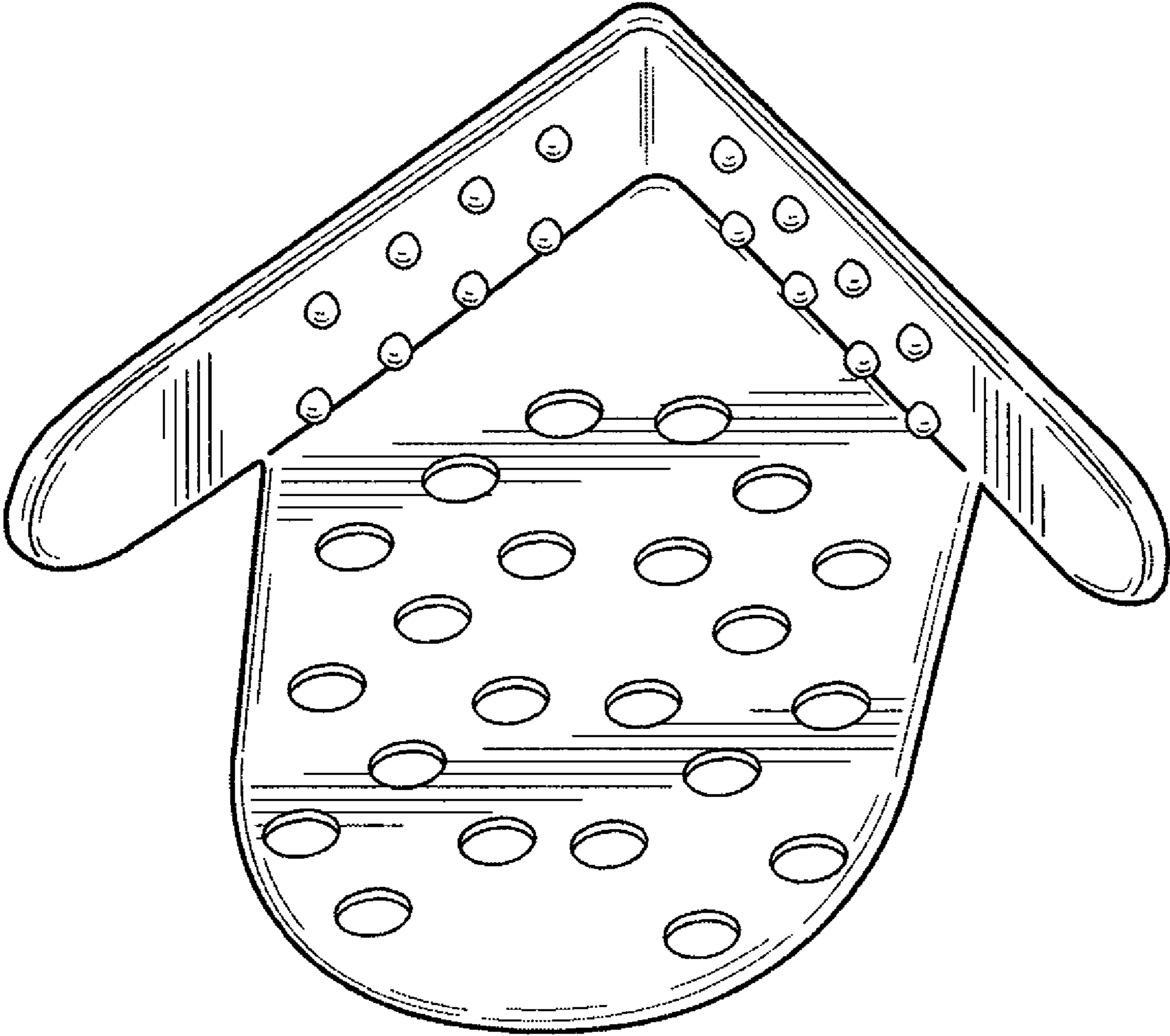


FIG. 1

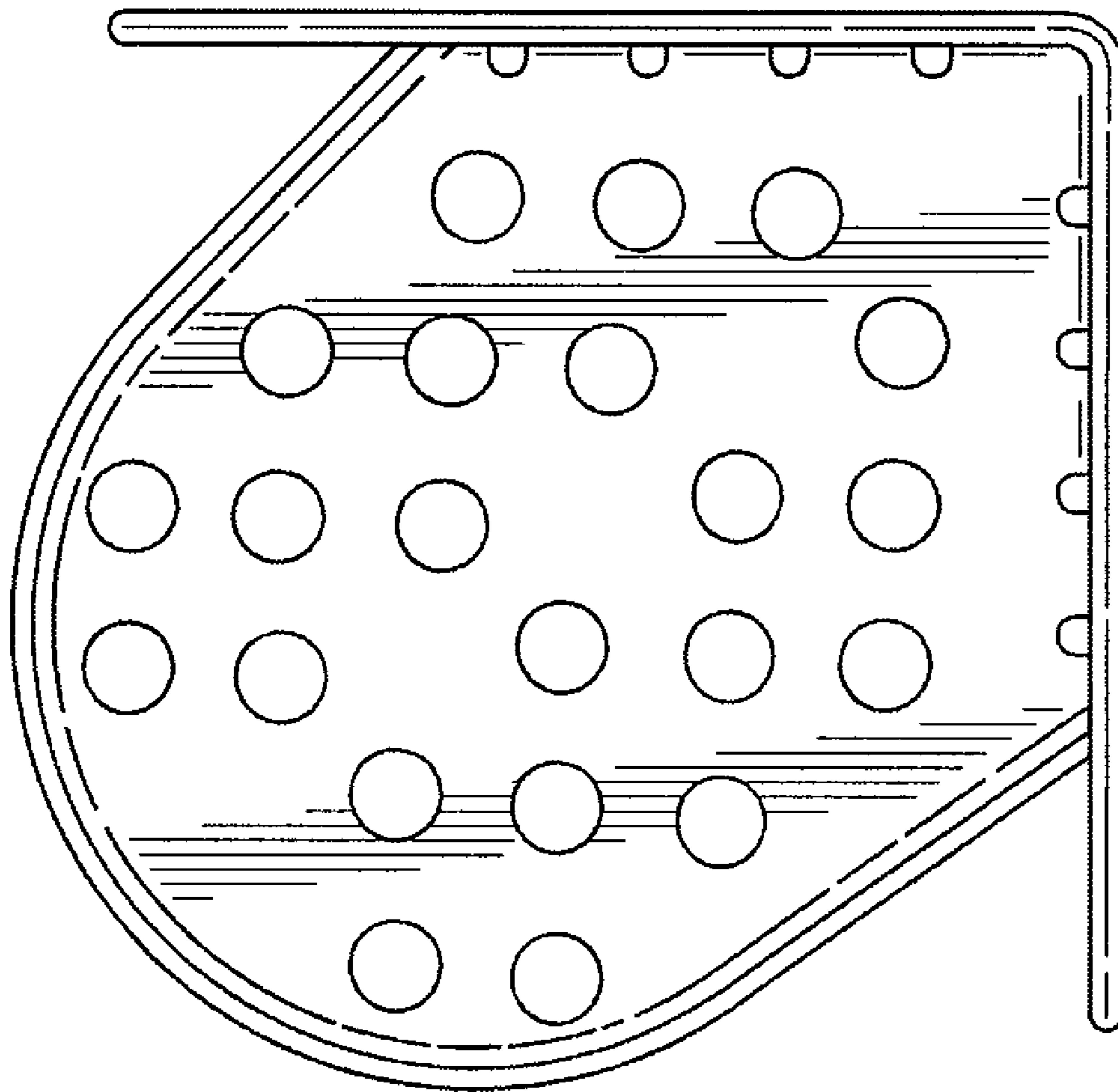


FIG. 2

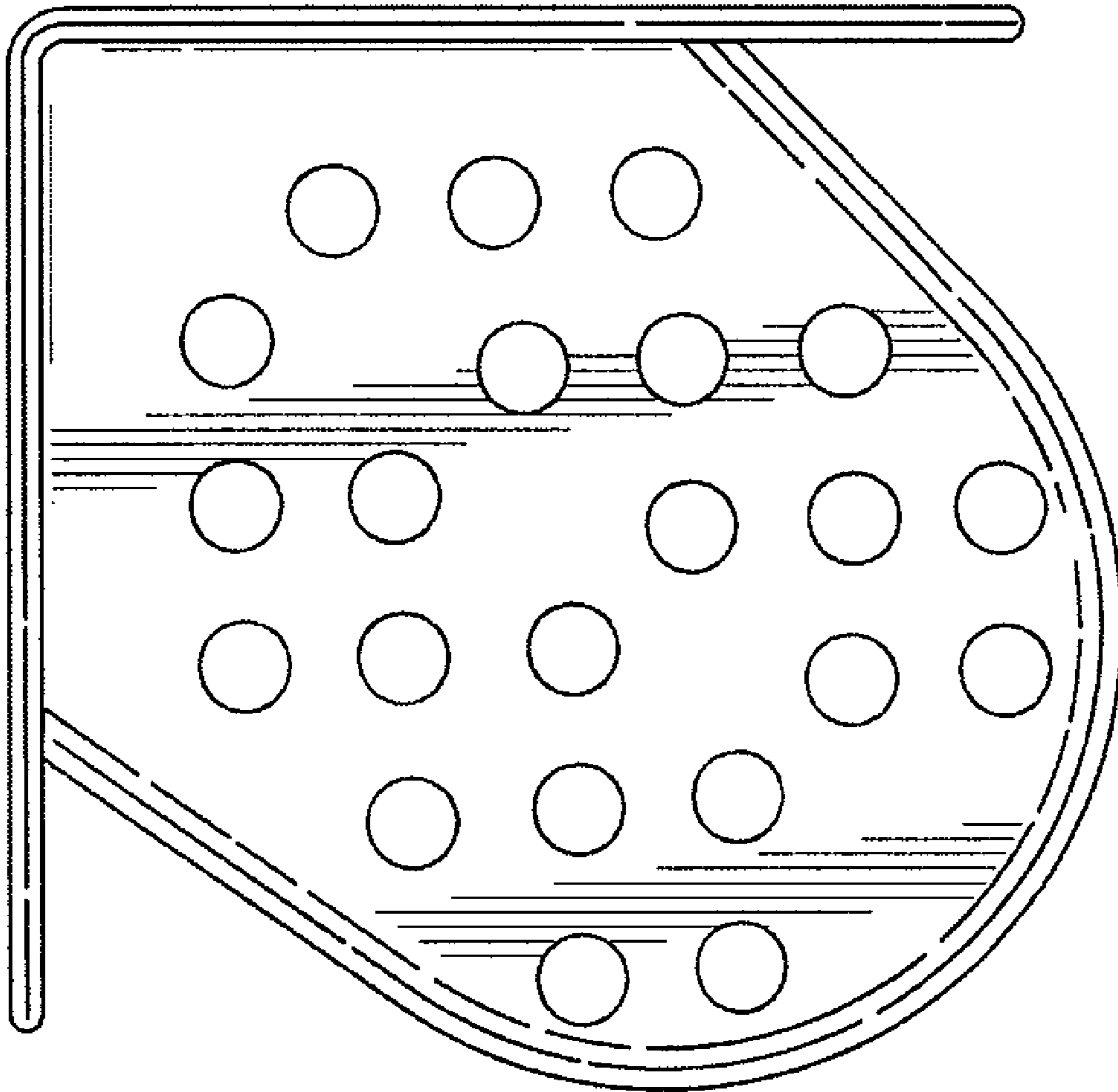


FIG. 3

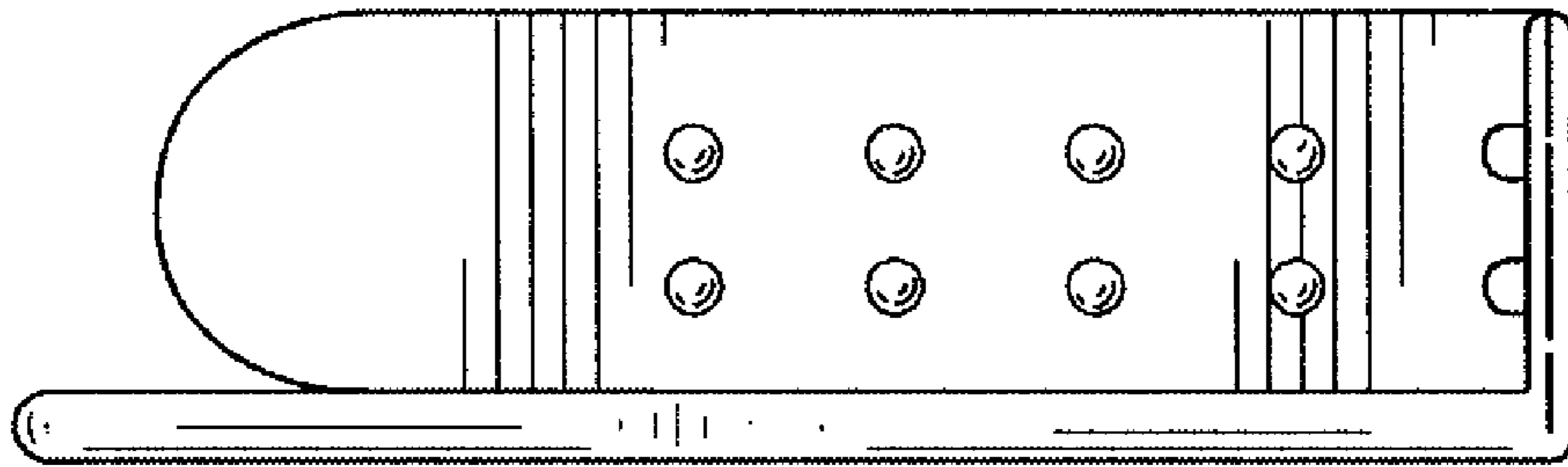


FIG. 4




FIG. 5

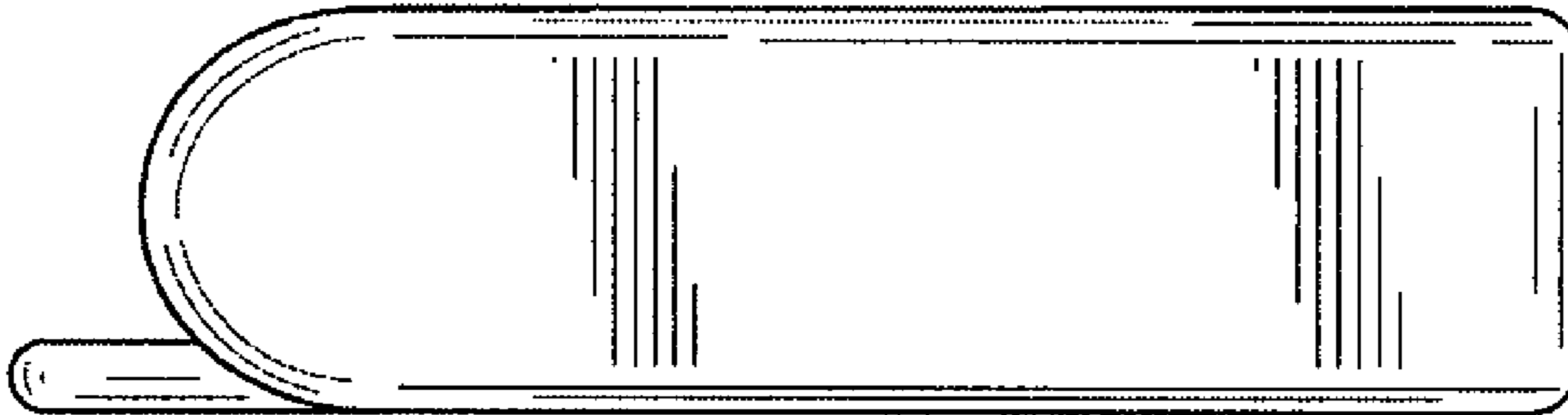


FIG. 6

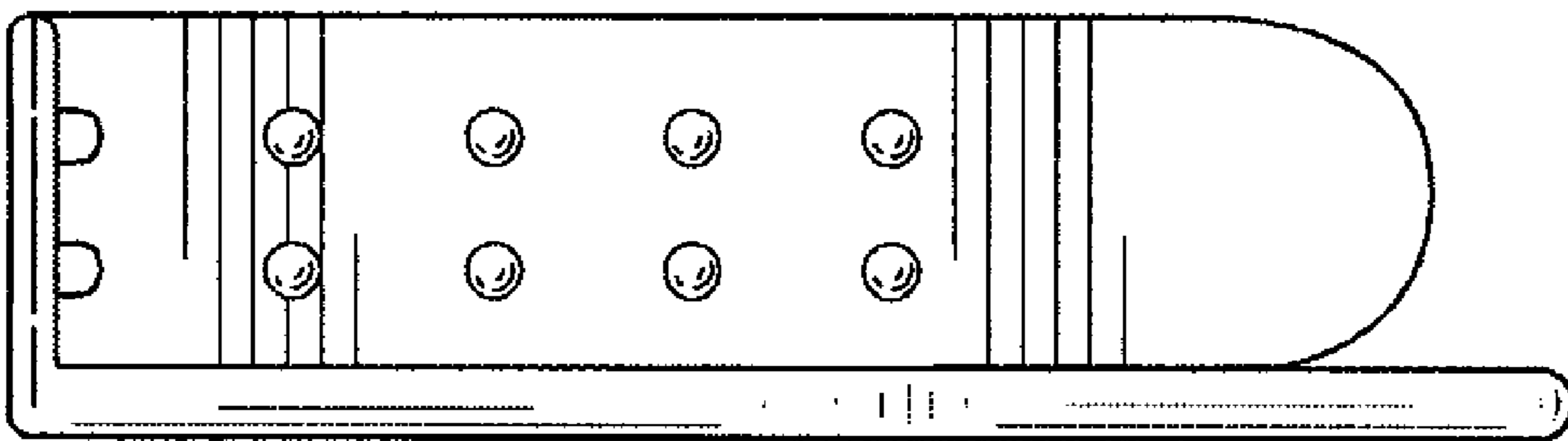


FIG. 7