



US00D573007S

(12) **United States Design Patent**
Medina

(10) **Patent No.:** **US D573,007 S**
(45) **Date of Patent:** **** Jul. 15, 2008**

(54) **TRUNK BRACE**

Primary Examiner—Holly H Baynham

(76) Inventor: **Jess Medina**, 9218 Sunridge Dr.,
Riverside, CA (US) 92508

(57) **CLAIM**

(**) Term: **14 Years**

The ornamental design for a trunk brace, substantially as shown and described.

(21) Appl. No.: **29/268,851**

(22) Filed: **Nov. 13, 2006**

DESCRIPTION

(51) **LOC (8) Cl.** **08-05**

(52) **U.S. Cl.** **D8/354**

(58) **Field of Classification Search** D8/349,
D8/354; 296/76, 338, 106; 217/60 R
See application file for complete search history.

FIG. 1 is a perspective view of a trunk brace showing our new design;

FIG. 2 is a front view;

FIG. 3 is a left side view;

FIG. 4 is a back view;

FIG. 5 is a right side view;

FIG. 6 is a top view; and

FIG. 7 is a bottom view.

FIG. 8 is a front view with adjustment in the middle hole; and,

FIG. 9 is a right side view with adjustment in the middle hole.

(56) **References Cited**

U.S. PATENT DOCUMENTS

2,671,355	A *	3/1954	Hawkins	74/532
3,319,993	A *	5/1967	Riley, Jr.	296/76
4,062,583	A *	12/1977	Taylor	296/76
4,634,170	A *	1/1987	Lach	296/76
4,925,230	A *	5/1990	Shelton	296/76
D324,505	S *	3/1992	Medina	D12/223

* cited by examiner

1 Claim, 4 Drawing Sheets

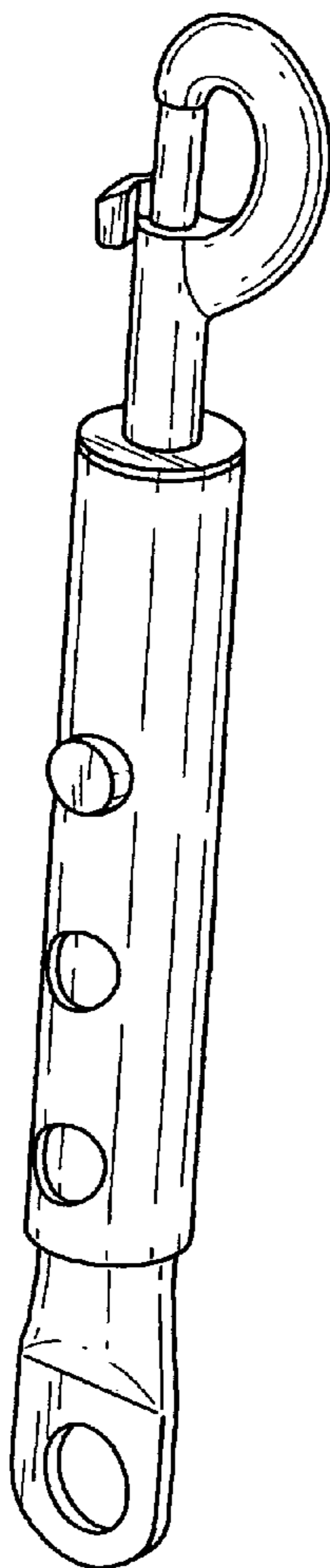


FIG. 1

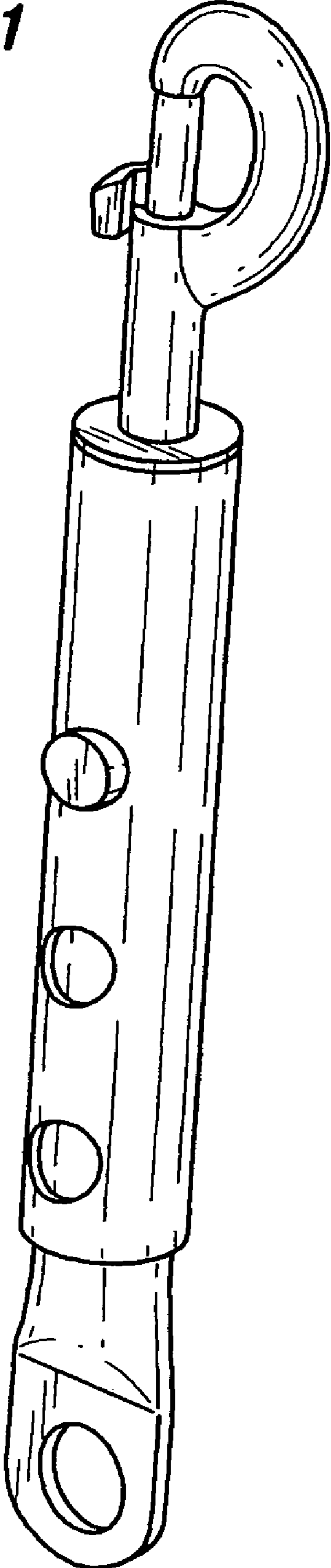


FIG. 2

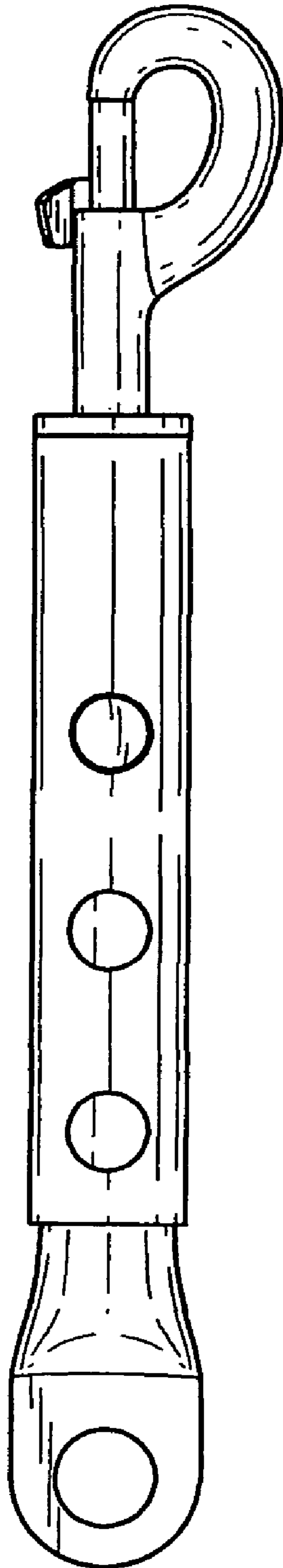


FIG. 3

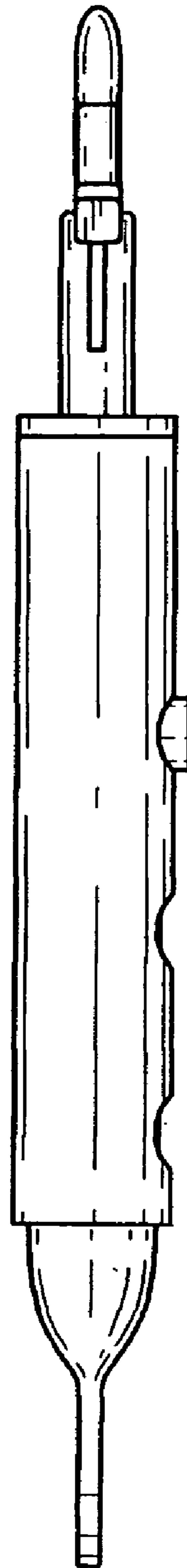


FIG. 4

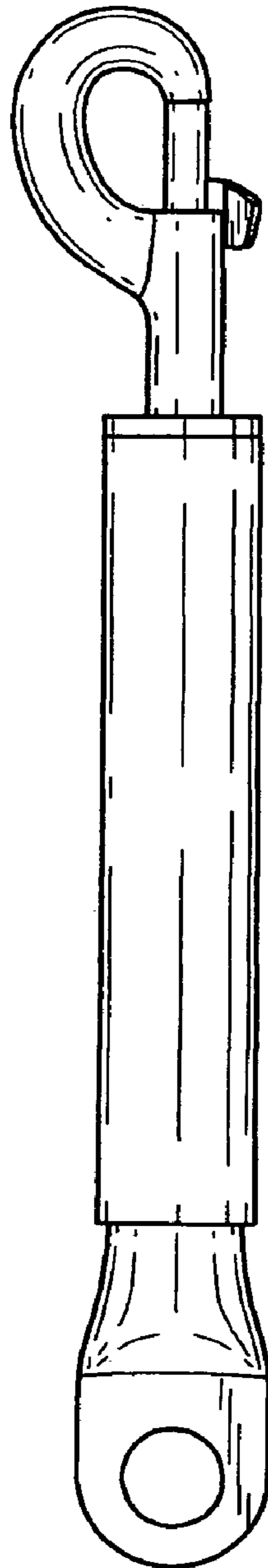


FIG. 5



FIG. 6

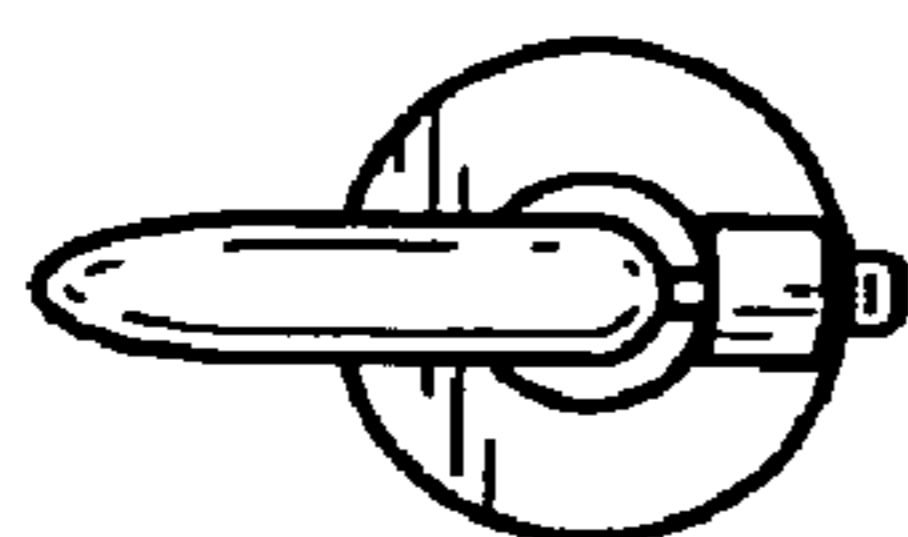


FIG. 7

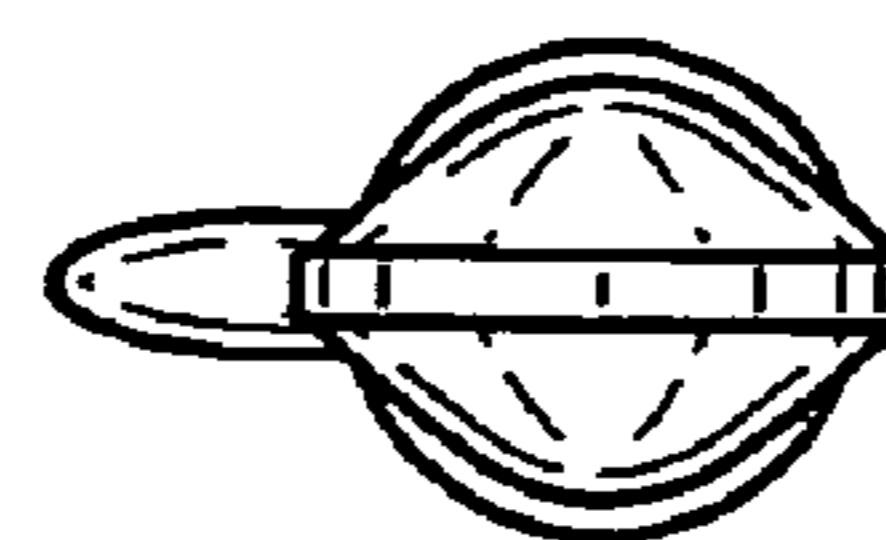


FIG. 8

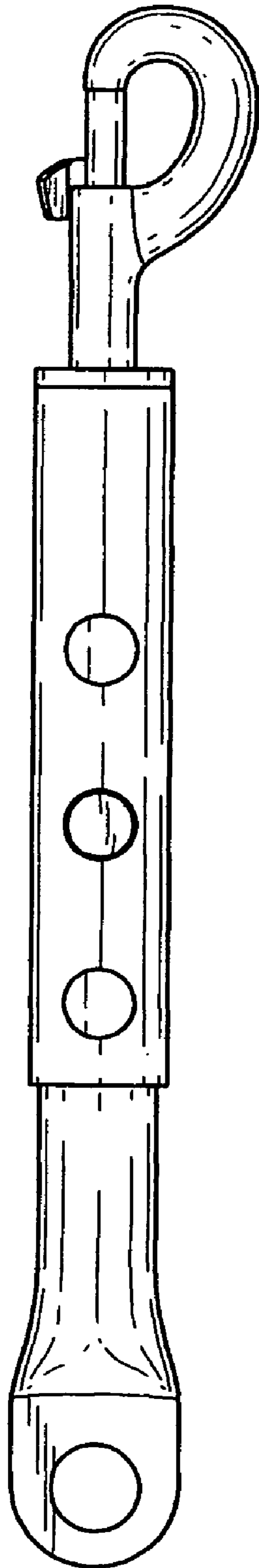


FIG. 9

