



US00D573005S

(12) **United States Design Patent**
Huang

(10) **Patent No.:** **US D573,005 S**
(45) **Date of Patent:** **** Jul. 15, 2008**

(54) **SCREWLESS WALL PLATE**

(76) Inventor: **Huadiao Huang**, No. 58 Shahe Road,
Jiangqiao Town, Shanghai, Jiading
Borough (CN)

(**) Term: **14 Years**

(21) Appl. No.: **29/268,951**

(22) Filed: **Nov. 17, 2006**

(30) **Foreign Application Priority Data**

Sep. 1, 2006 (CN) 2006 3 0021989

(51) **LOC (8) Cl.** **11-05**

(52) **U.S. Cl.** **D8/353**

(58) **Field of Classification Search** D8/350–353;
D13/156, 177, 152, 154, 158, 173, 169, 171,
D13/139.1–139.8, 146, 147; D14/159; D25/60;
292/357; 248/27.3; 174/66, 67, 55, 58, 535;
200/303; 220/241, 3.92, 3.5–3.8, 242; 439/536,
439/535, 892

See application file for complete search history.

(56) **References Cited**

U.S. PATENT DOCUMENTS

4,340,795 A * 7/1982 Arthur 200/295
4,355,198 A * 10/1982 Gartland, Jr. 174/66
4,631,354 A * 12/1986 Boteler 174/66
4,733,330 A * 3/1988 Tanaka et al. 361/641
4,833,277 A * 5/1989 Jacoby et al. 174/66
4,835,343 A * 5/1989 Graef et al. 174/66
5,041,698 A * 8/1991 Takagi et al. 174/66
5,073,681 A * 12/1991 Hubben et al. 174/66
D327,212 S * 6/1992 Hubben et al. D8/353
D336,744 S * 6/1993 Kahn et al. D13/171
D346,949 S * 5/1994 Comerci et al. D8/353
5,375,728 A * 12/1994 West 220/3.8
5,594,208 A * 1/1997 Cancellieri et al. 174/58
5,835,980 A * 11/1998 Houssian 174/67

5,863,016 A * 1/1999 Makwinski et al. 248/27.1
5,895,888 A * 4/1999 Arenas et al. 174/66
6,023,021 A * 2/2000 Matthews et al. 174/66
6,218,617 B1 * 4/2001 Estanislao et al. 174/66
6,355,885 B1 * 3/2002 Rintz et al. 174/66
D484,392 S * 12/2003 Mayo et al. D8/353
6,943,297 B2 * 9/2005 Capella 174/66
7,071,414 B2 * 7/2006 Kim 174/66
7,075,009 B1 * 7/2006 Rohmer 174/66
7,102,081 B2 * 9/2006 Xu et al. 174/66
7,122,740 B2 * 10/2006 Xu et al. 174/66
7,279,636 B2 * 10/2007 Oddsen et al. 174/66
7,284,996 B2 * 10/2007 Kidman 439/136
7,318,732 B2 * 1/2008 Kidman 439/136
2003/0079898 A1 * 5/2003 Kidman 174/66
2003/0226681 A1 * 12/2003 Lindenstrauss et al. 174/66
2003/0226682 A1 * 12/2003 Tufano et al. 174/66
2003/0226683 A1 * 12/2003 Tufano et al. 174/66
2006/0086525 A1 * 4/2006 Xu et al. 174/66

* cited by examiner

Primary Examiner—Stella M. Reid

Assistant Examiner—Mark A Goodwin

(74) *Attorney, Agent, or Firm*—Fei-Fei Chao; Andrews Kurth
LLP

(57) **CLAIM**

The ornamental design for a screwless wall plate, as shown
and described.

DESCRIPTION

FIG. 1 is a top plan view of a screwless wall plate in accor-
dance with my new design;

FIG. 2 is a right side view thereof;

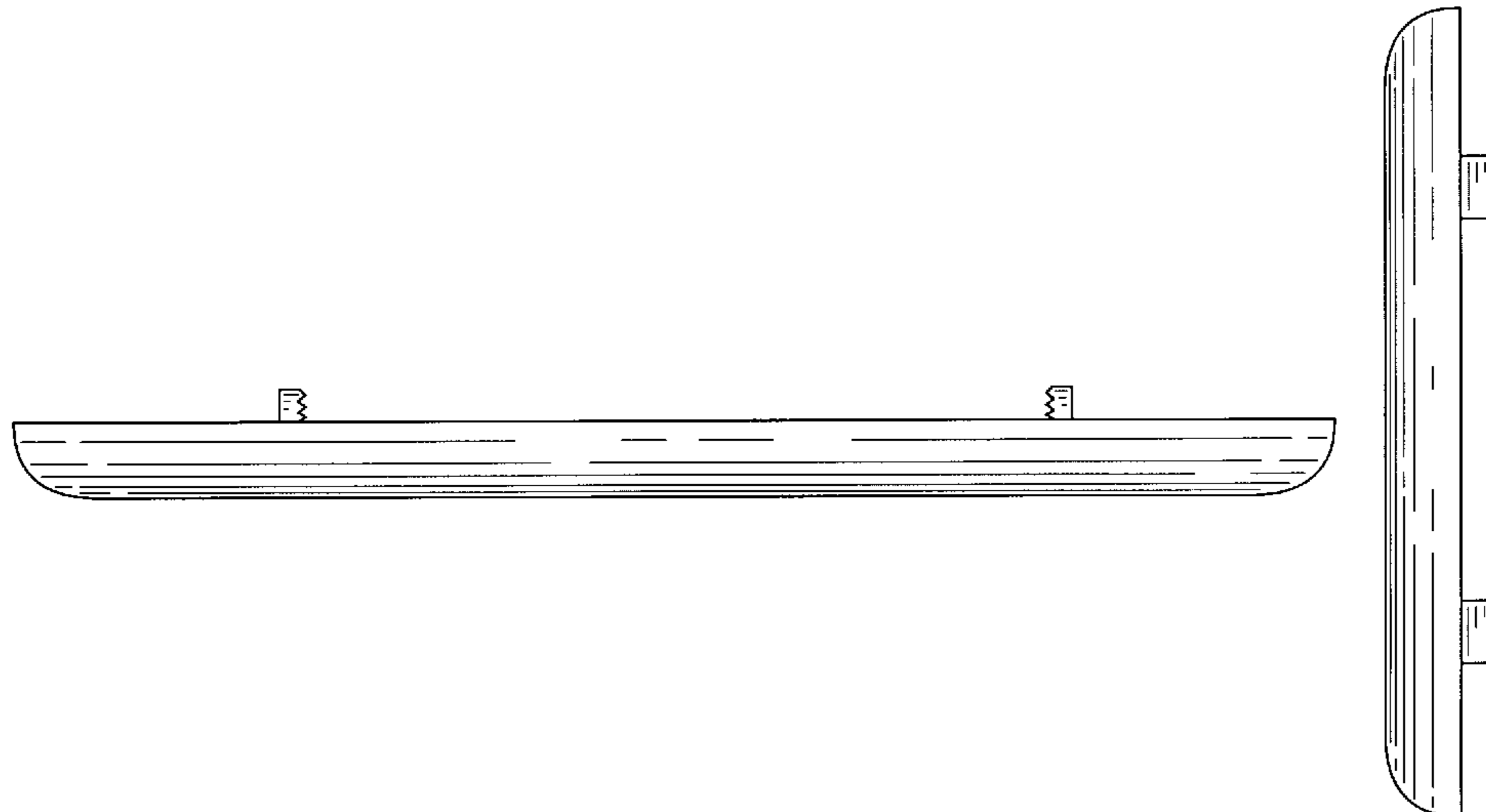
FIG. 3 is a rear view thereof;

FIG. 4 is a left side view thereof;

FIG. 5 is a bottom plan view thereof; and,

FIG. 6 is a front view thereof.

1 Claim, 4 Drawing Sheets






FIG. 1

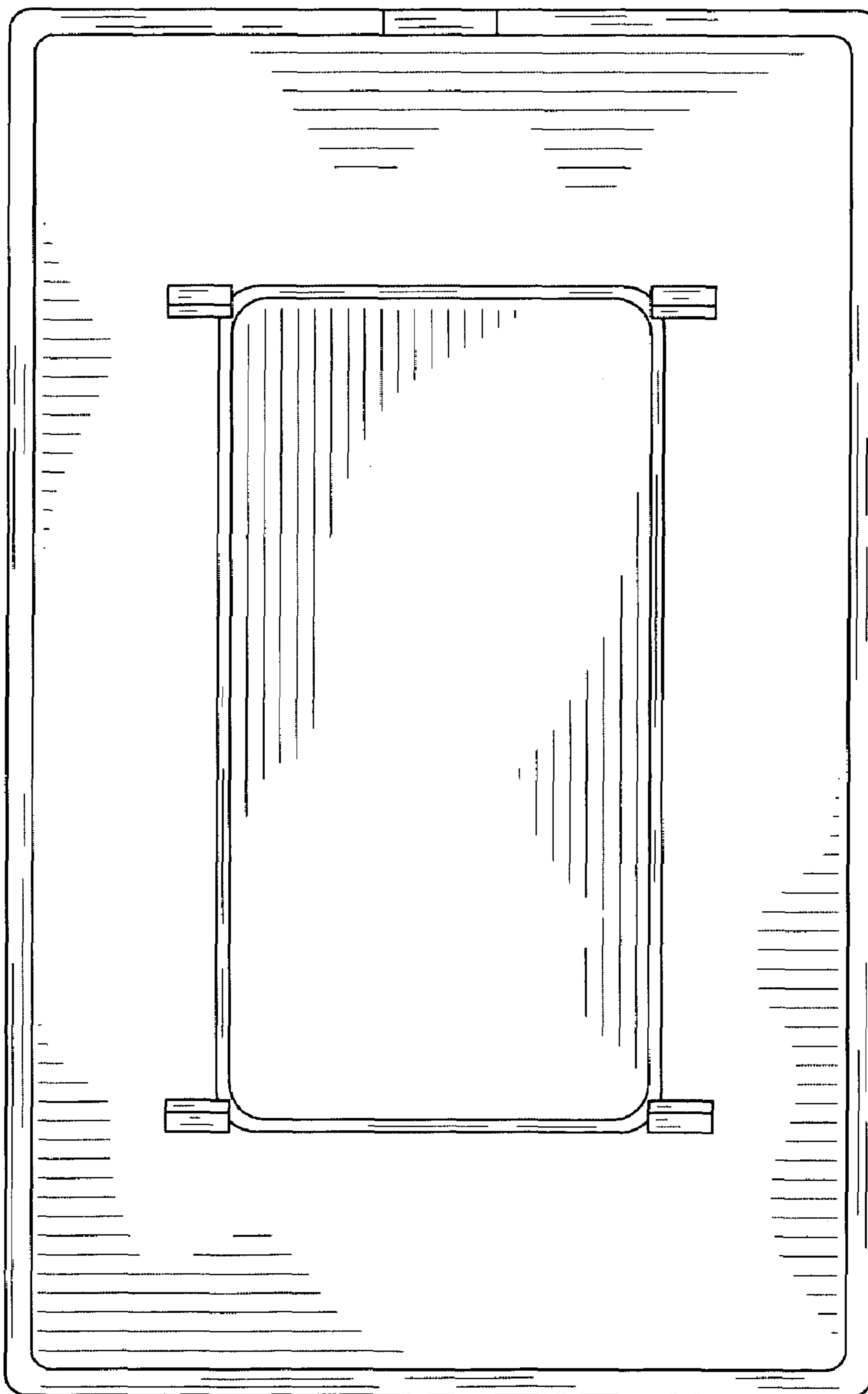


FIG. 2

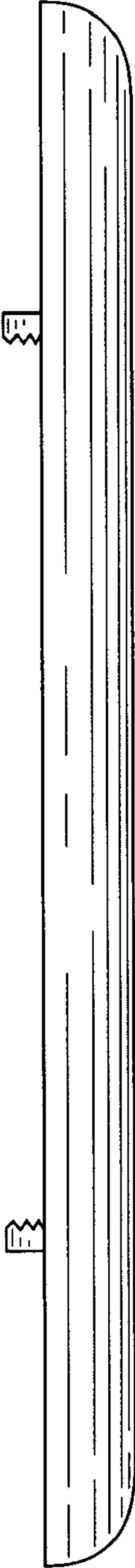


FIG. 3



FIG. 4

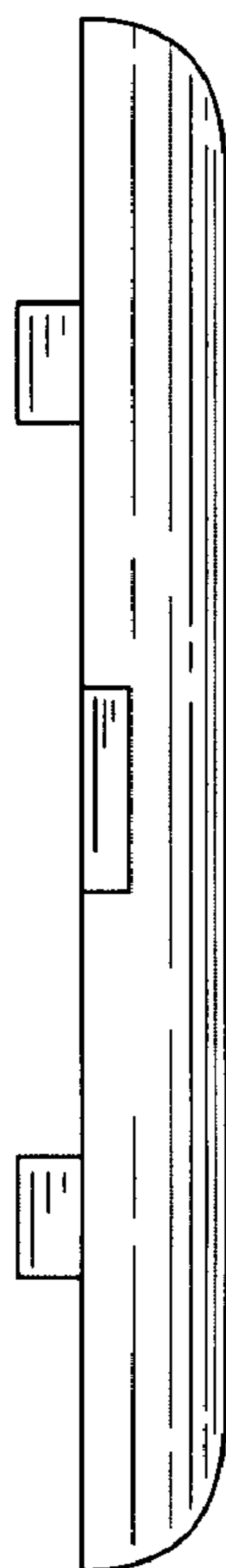


FIG. 5




FIG. 6