



US00D573001S

(12) **United States Design Patent**
Sheppard

(10) **Patent No.:** **US D573,001 S**

(45) **Date of Patent:** **** Jul. 15, 2008**

(54) **HANDLE**

(75) Inventor: **Peter Ralph Sheppard**, London (GB)

(73) Assignee: **Smallbone USA, Inc.**, New York, NY
(US)

(**) Term: **14 Years**

(21) Appl. No.: **29/275,698**

(22) Filed: **Jan. 4, 2007**

(51) **LOC (8) Cl.** **08-06**

(52) **U.S. Cl.** **D8/313; D8/300**

(58) **Field of Classification Search** D8/300,
D8/313, 314, 316, 319, 320, DIG. 1; D6/510;
16/110.1, 124; 312/108, 257.1, 297, 330.1
See application file for complete search history.

(56) **References Cited**

U.S. PATENT DOCUMENTS

D129,937 S *	10/1941	Wrigley	D8/314
D130,596 S *	12/1941	Wrigley	D8/313
D132,687 S *	6/1942	Kupperman	D8/313
D171,877 S *	4/1954	Armstrong	D8/313
D182,558 S *	4/1958	Willman	D8/313
D182,944 S *	6/1958	Atwood	D8/313

D183,006 S *	6/1958	Leichter	D8/319
D187,581 S *	4/1960	Peterson	D8/319
D225,206 S *	11/1972	Heggen	D8/346
D272,714 S *	2/1984	LeGrand	D8/301
D297,808 S *	9/1988	King	D8/313
D319,773 S *	9/1991	Magnin et al.	D8/319
D457,800 S *	5/2002	Petri	D8/313

* cited by examiner

Primary Examiner—Paula A Greene

(74) *Attorney, Agent, or Firm*—Alston & Bird LLP

(57) **CLAIM**

The ornamental design for handle, as shown and described.

DESCRIPTION

FIG. 1 is a perspective view of a handle showing my new design;

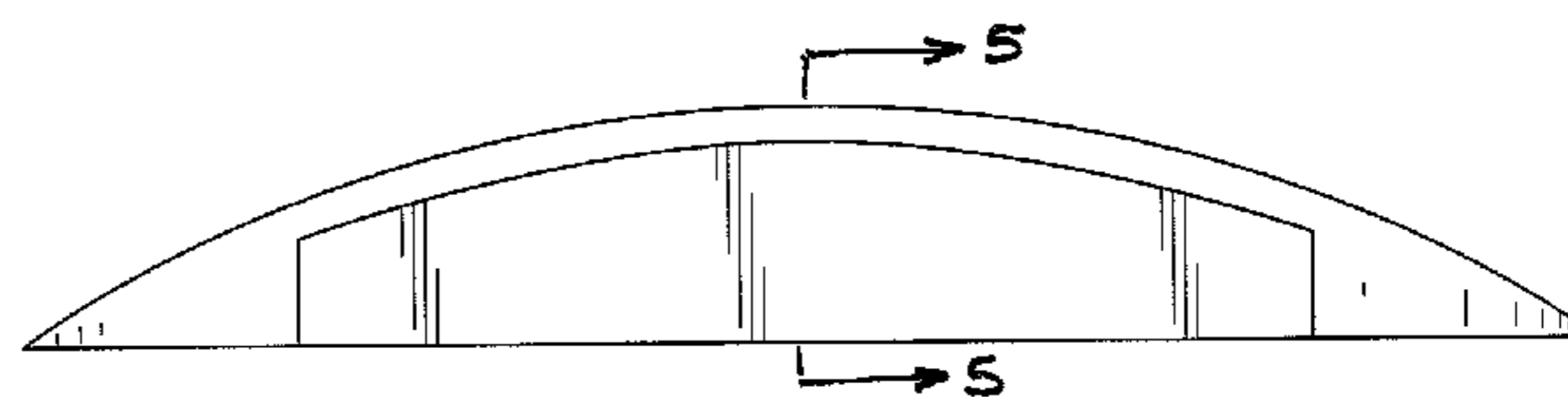
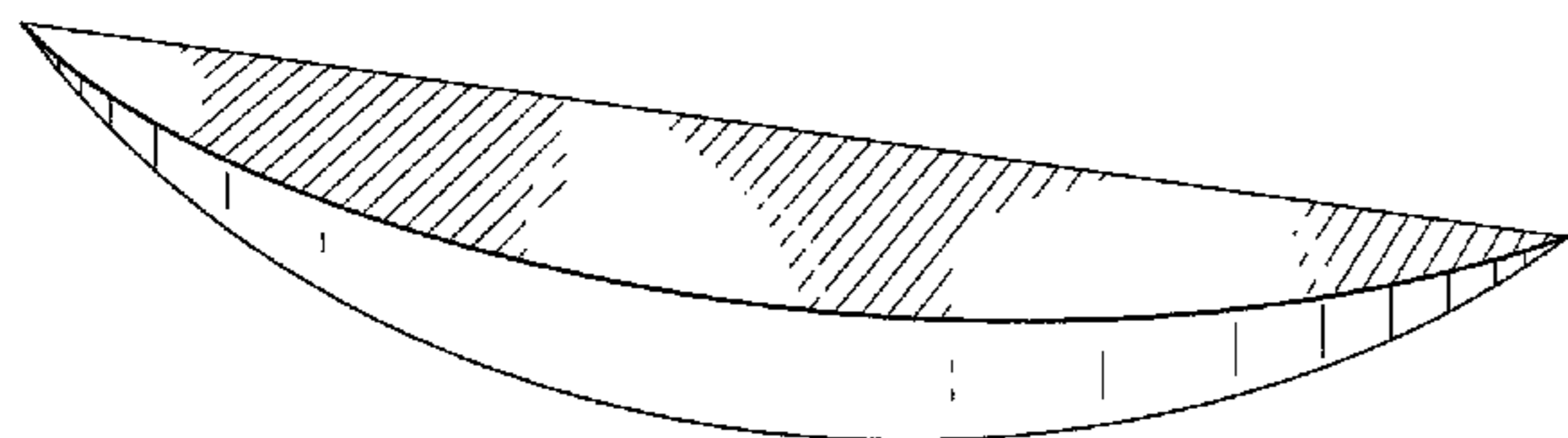
FIG. 2 is a top plan view thereof;

FIG. 3 is a front elevation view thereof;

FIG. 4 is a bottom plan view thereof; and,

FIG. 5 is an enlarged cross-section view thereof taken along line 5—5 of FIG. 4.

1 Claim, 3 Drawing Sheets



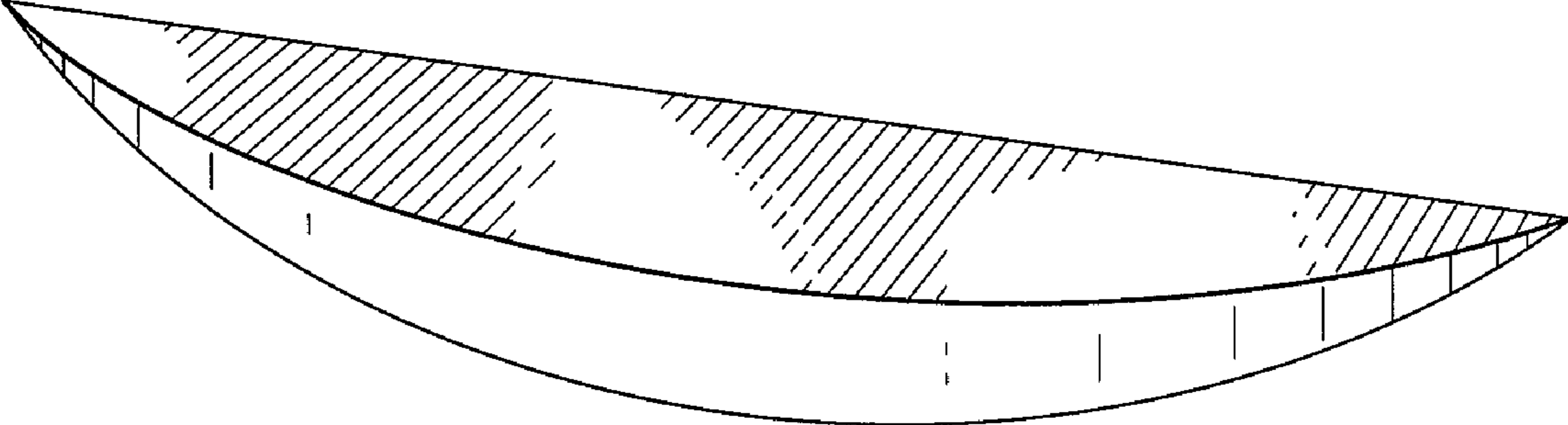


FIG. 1

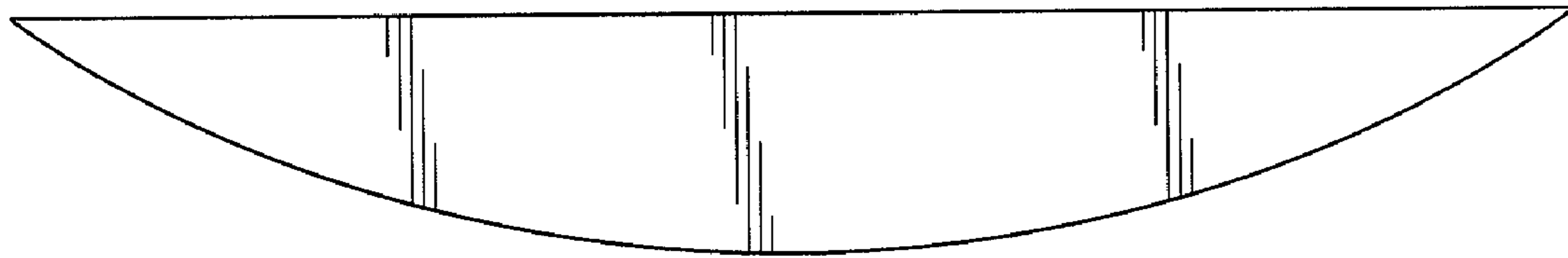


FIG. 2

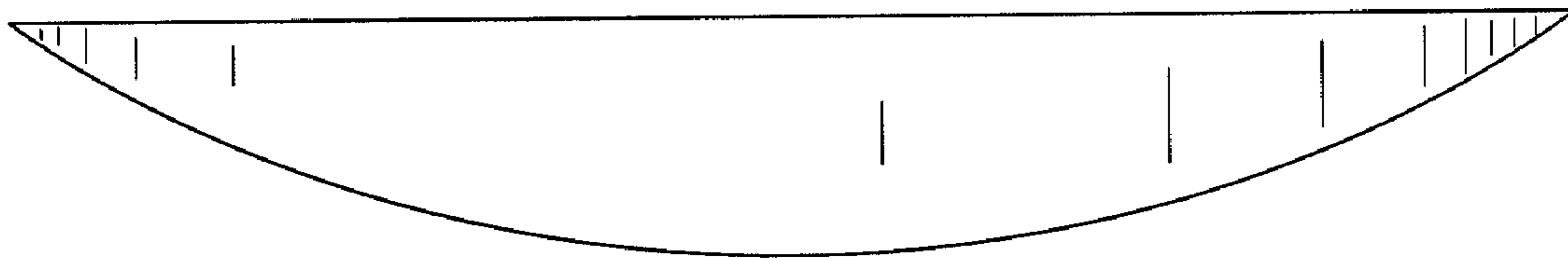


FIG. 3

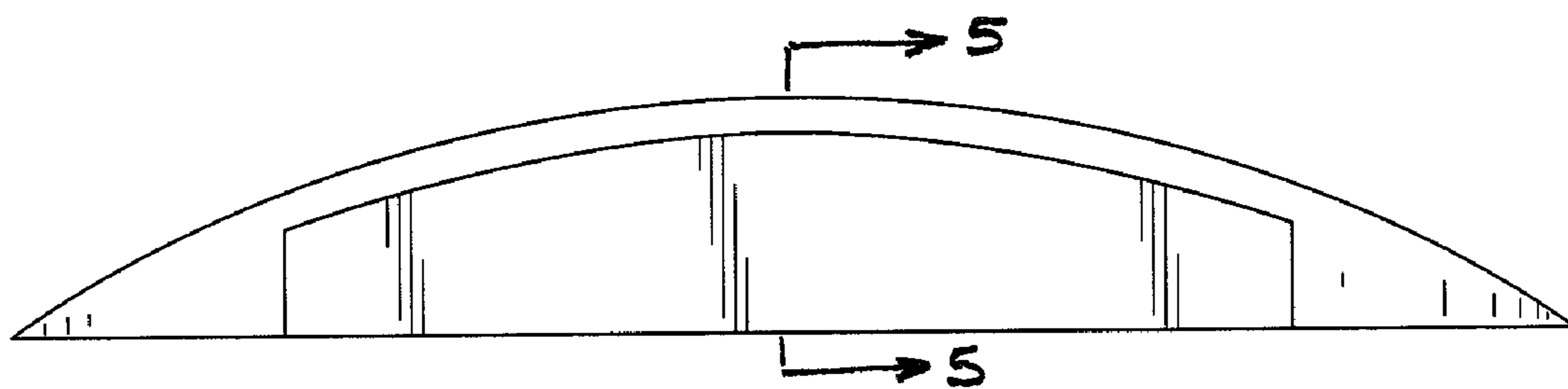


FIG. 4

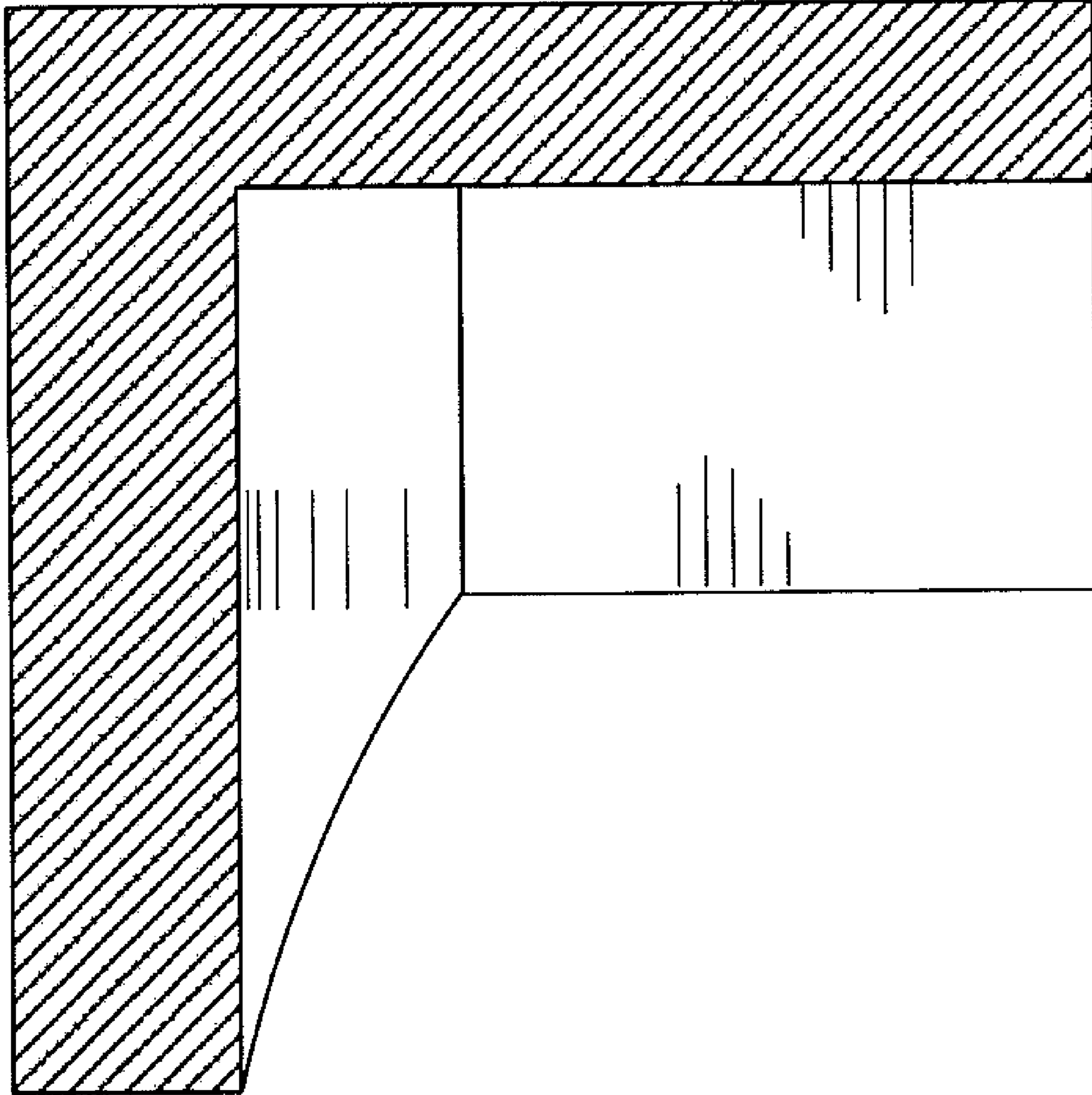


FIG. 5