



US00D573000S

(12) **United States Design Patent**  
**Martin et al.**

(10) **Patent No.:** **US D573,000 S**

(45) **Date of Patent:** **\*\* Jul. 15, 2008**

(54) **KNOB**

(75) Inventors: **Robert H. Martin**, Anderson, SC (US);  
**Roberto Pezzetta**, Porcia (IT); **Kent**  
**Allen Stephen Crookshanks**, Anderson,  
SC (US); **Vittorio Cascianelli**,  
Anderson, SC (US)

(73) Assignee: **Electrolux Home Product, Inc.**,  
Cleveland, OH (US)

(\*\*) Term: **14 Years**

(21) Appl. No.: **29/282,684**

(22) Filed: **Jul. 26, 2007**

(51) **LOC (8) Cl.** ..... **08-06**

(52) **U.S. Cl.** ..... **D8/311**

(58) **Field of Classification Search** ..... D8/300–303,  
D8/305–312, 321, DIG. 2; D7/402, 405,  
D7/393; 74/553, 548, 558.5; 116/309, 315,  
116/311, 312, 319, 320; 200/316, 336; 345/156;  
16/441, 110 R, 114 R, 121, 118, 414  
See application file for complete search history.

(56) **References Cited**

**U.S. PATENT DOCUMENTS**

1,884,133	A	*	10/1932	Nero	.....	200/336
D146,327	S	*	2/1947	Trombley	.....	D8/311
2,537,782	A	*	1/1951	Meyers	.....	116/309
D198,028	S	*	4/1964	Collins	.....	D8/311
D203,991	S	*	3/1966	Rosen	.....	D8/311
D208,918	S	*	10/1967	Dole, Jr.	.....	D8/311
D225,204	S	*	11/1972	Kendrick	.....	D8/311
D233,507	S	*	11/1974	Stevens, Jr.	.....	D9/453
D400,778	S	*	11/1998	Holbrook, Jr.	.....	D8/311
D443,496	S	*	6/2001	DeCosse	.....	D8/300
D450,997	S	*	11/2001	Brady	.....	D8/311

D472,448	S	*	4/2003	Fields	.....	D8/310
D493,090	S	*	7/2004	Chen et al.	.....	D8/310
D498,657	S	*	11/2004	Milrud et al.	.....	D8/311
D504,300	S	*	4/2005	Chen et al.	.....	D8/310
D510,515	S	*	10/2005	Miller	.....	D8/311
D511,669	S	*	11/2005	Miller	.....	D8/300
D516,407	S	*	3/2006	Grutzke et al.	.....	D8/311
D521,314	S	*	5/2006	Ball	.....	D7/393
D525,518	S	*	7/2006	Baldwin	.....	D8/310
D530,185	S	*	10/2006	Osiecki et al.	.....	D8/343
7,171,727	B2	*	2/2007	Wylie et al.	.....	16/441
2004/0107545	A1	*	6/2004	Worrell	.....	16/441

\* cited by examiner

*Primary Examiner*—Stella M. Reid

*Assistant Examiner*—Mark A Goodwin

(74) *Attorney, Agent, or Firm*—Banner & Witcoff, Ltd.

(57) **CLAIM**

The ornamental design for a knob, as shown and described.

**DESCRIPTION**

FIG. 1 is a front perspective view of a knob showing our new design;

FIG. 2 is a front view thereof;

FIG. 3 is a left side view thereof;

FIG. 4 is a right side view thereof;

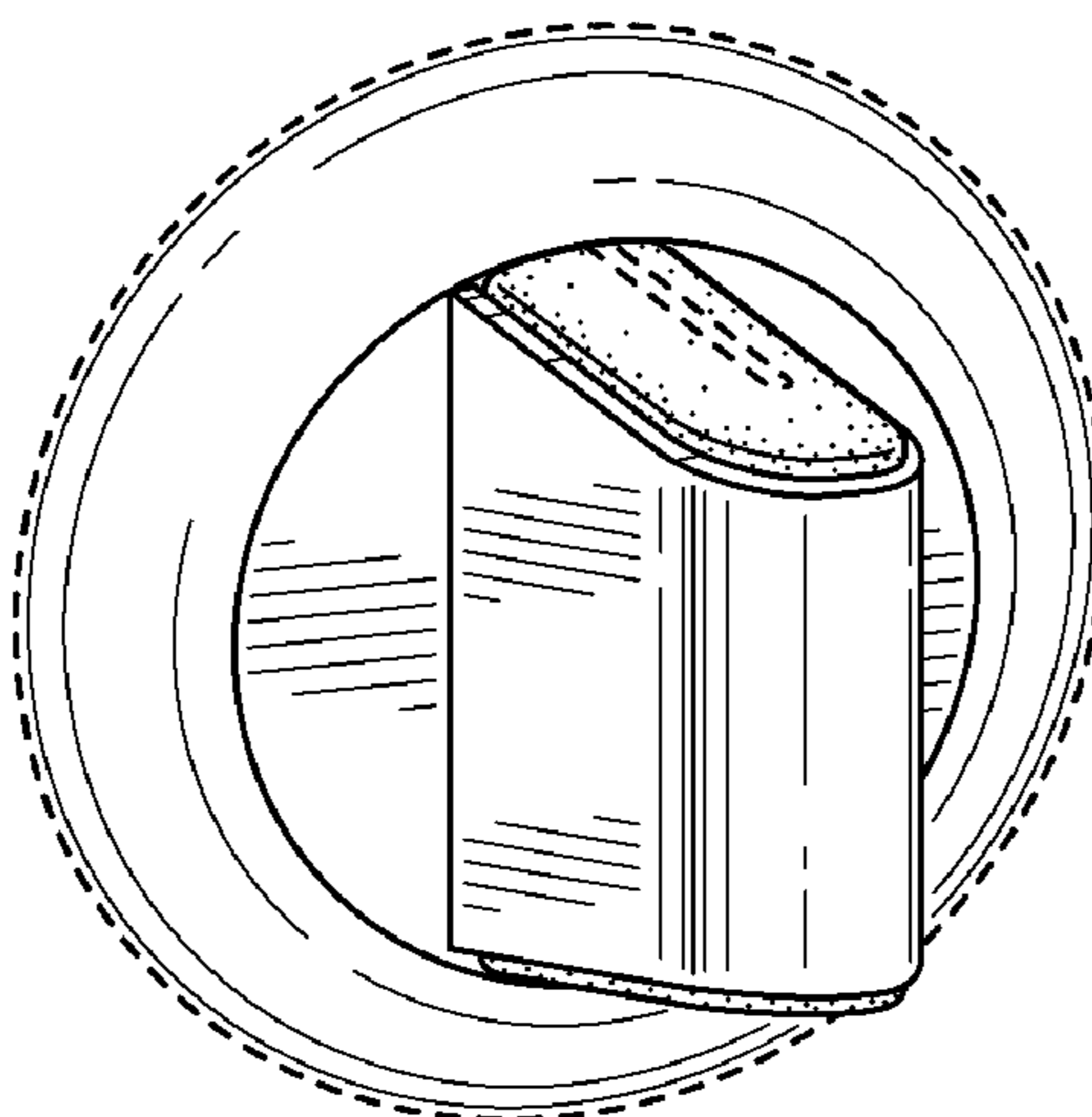
FIG. 5 is a top view thereof;

FIG. 6 is a bottom view thereof; and,

FIG. 7 is an enlarged partial front perspective view of the claimed portion in FIG. 1 shown in an illustrative environment.

The broken line showing of various regions, including the unshaded areas therein, is for illustrative purposes and forms no part of the claimed design.

**1 Claim, 3 Drawing Sheets**



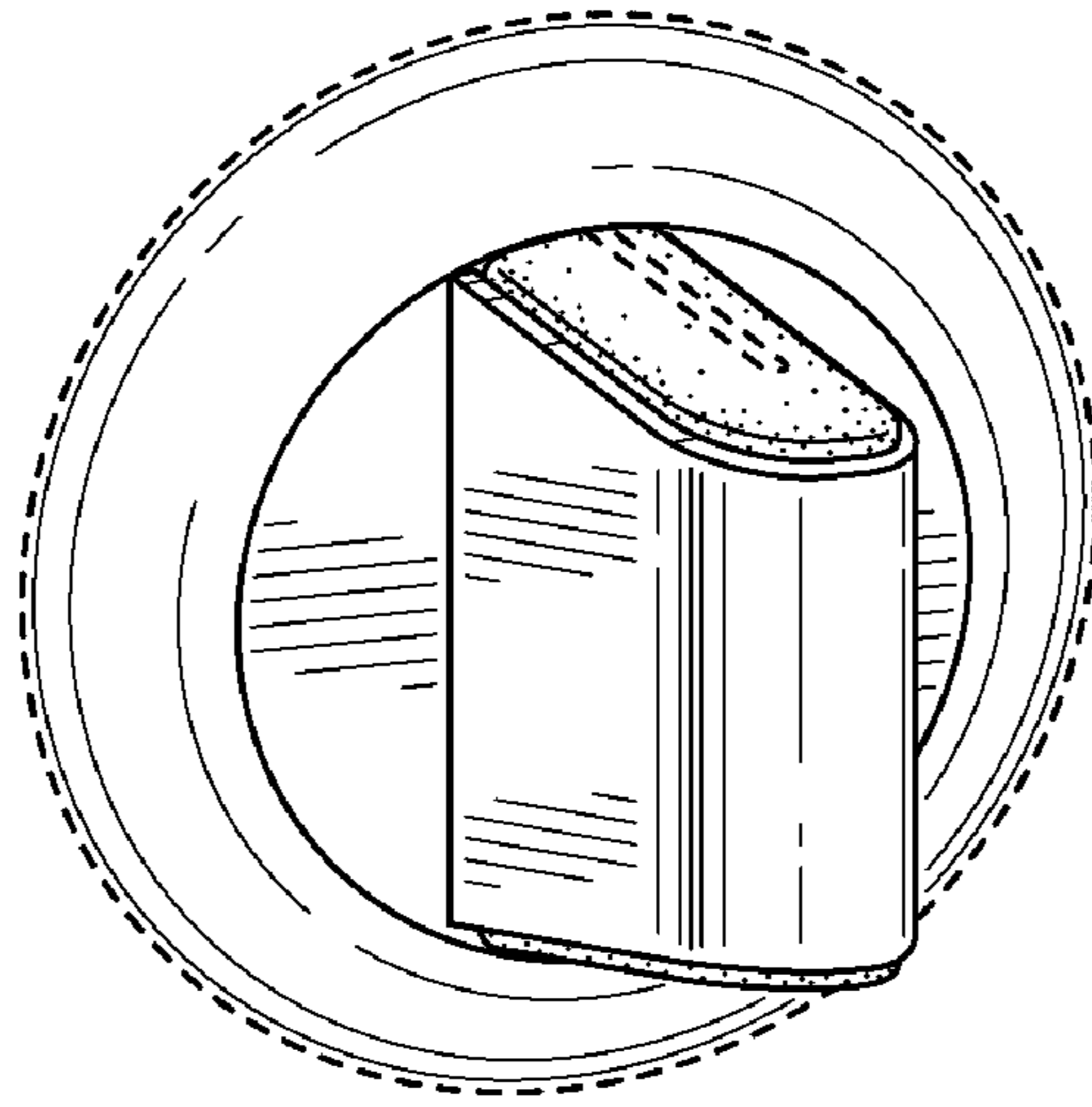


FIG. 1

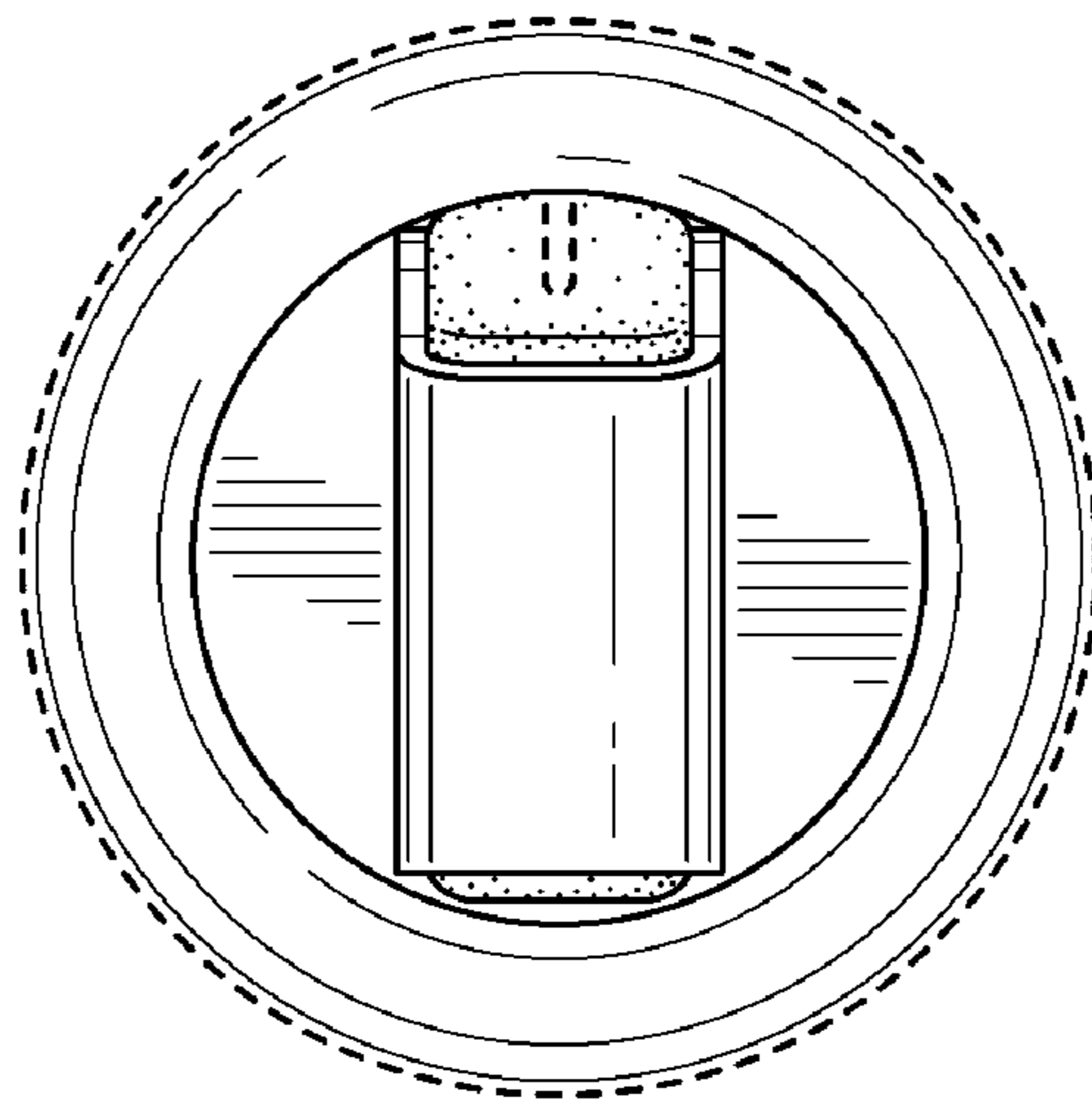


FIG. 2

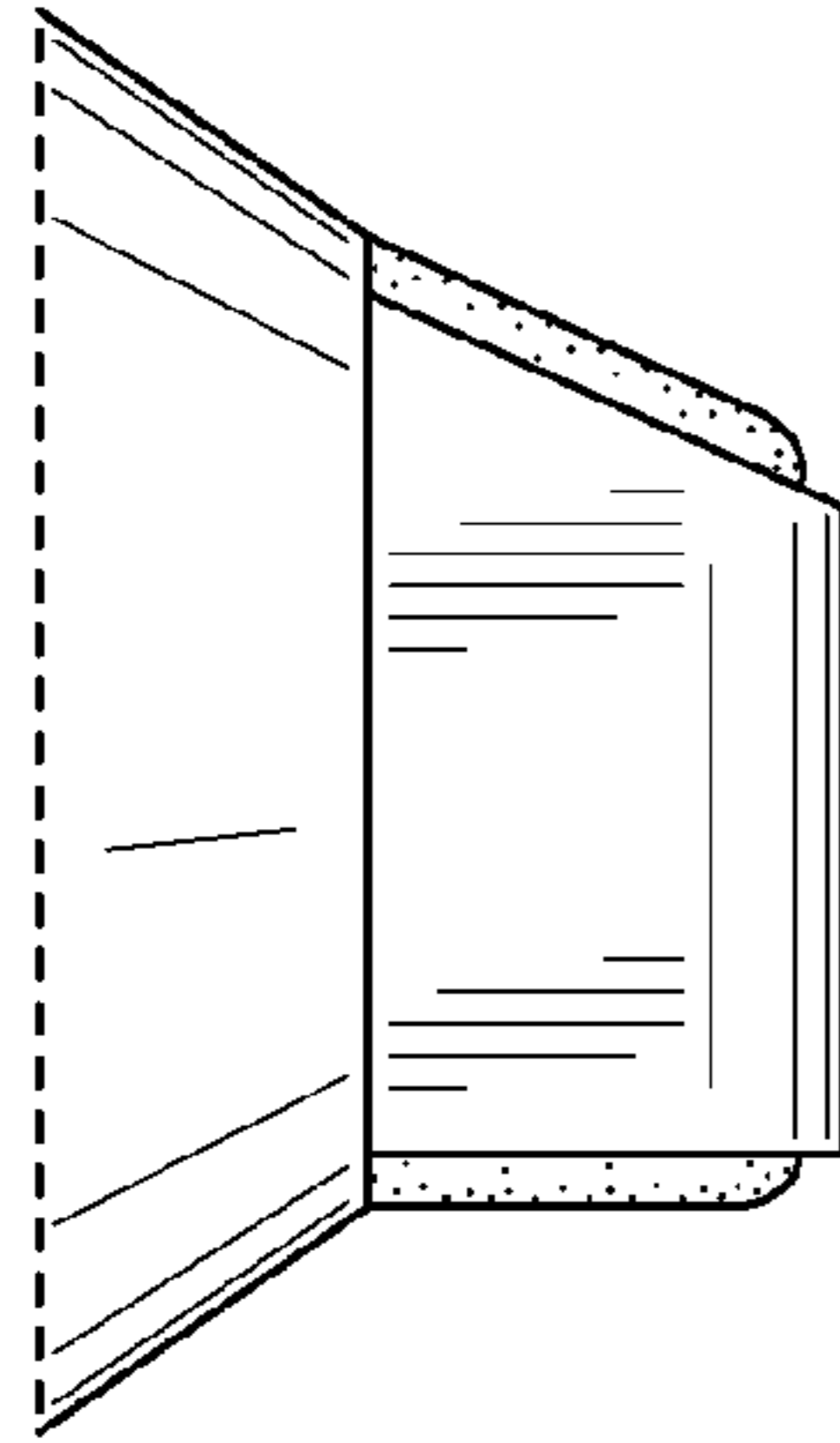


FIG. 3




FIG. 4

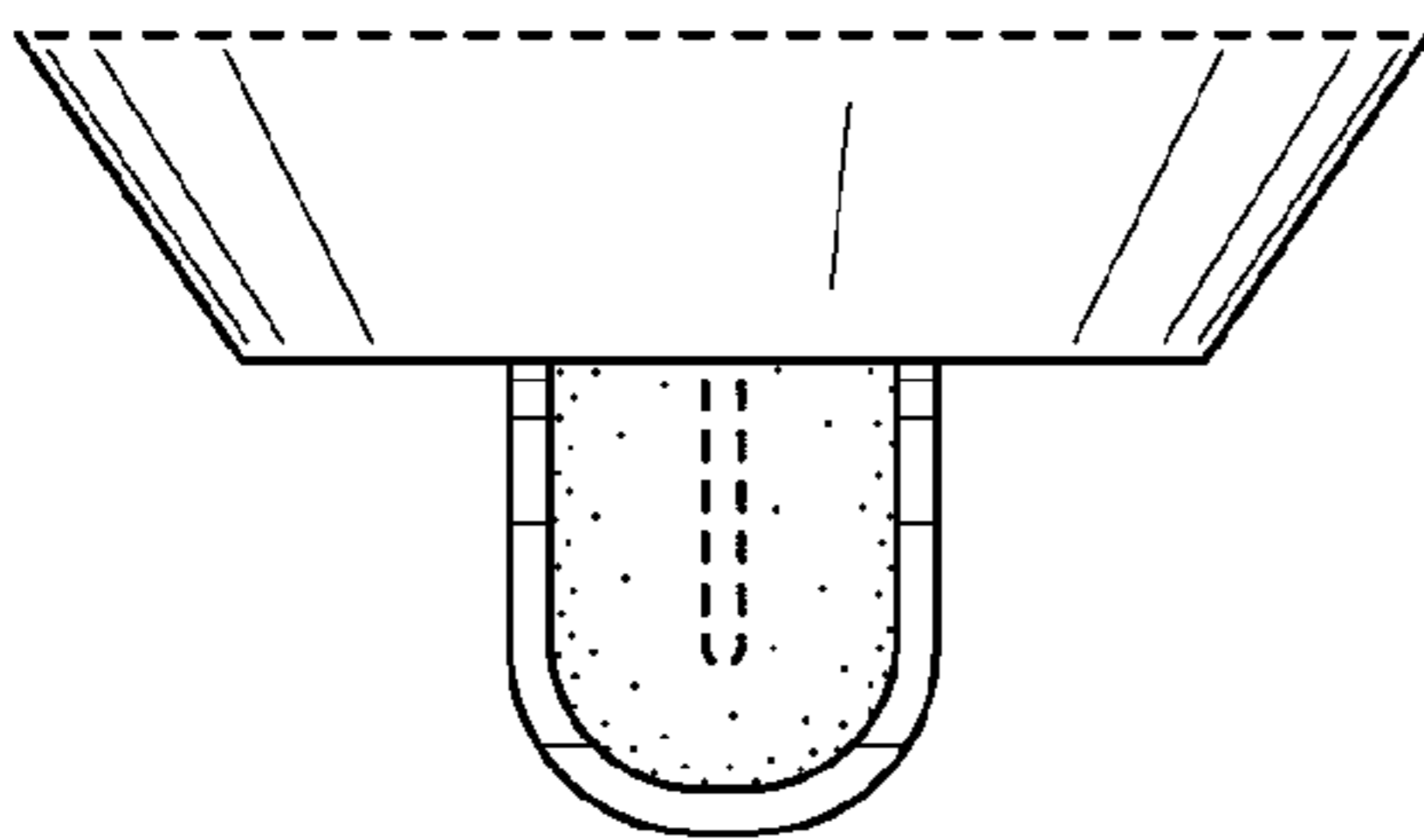


FIG. 5

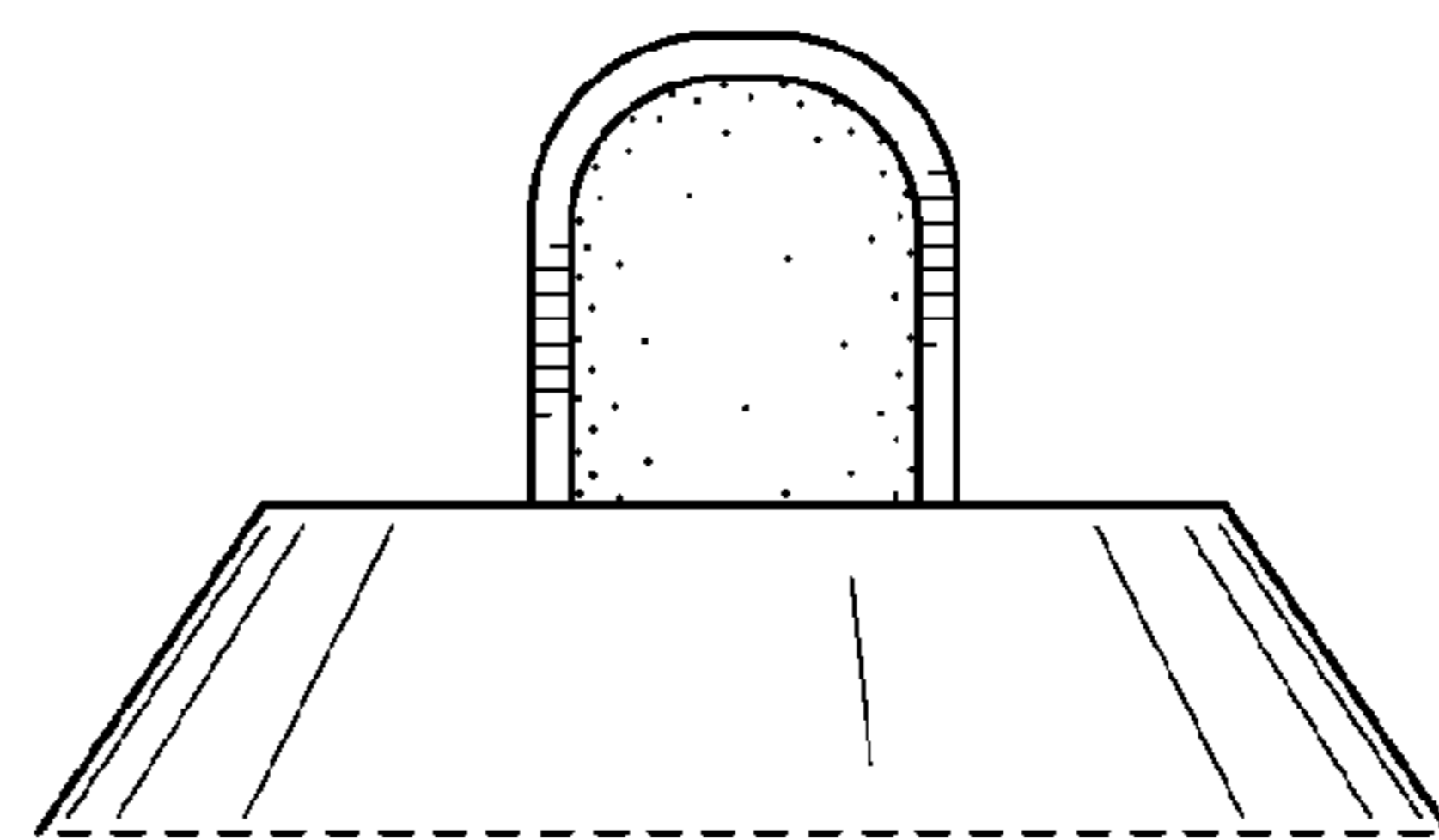


FIG. 6

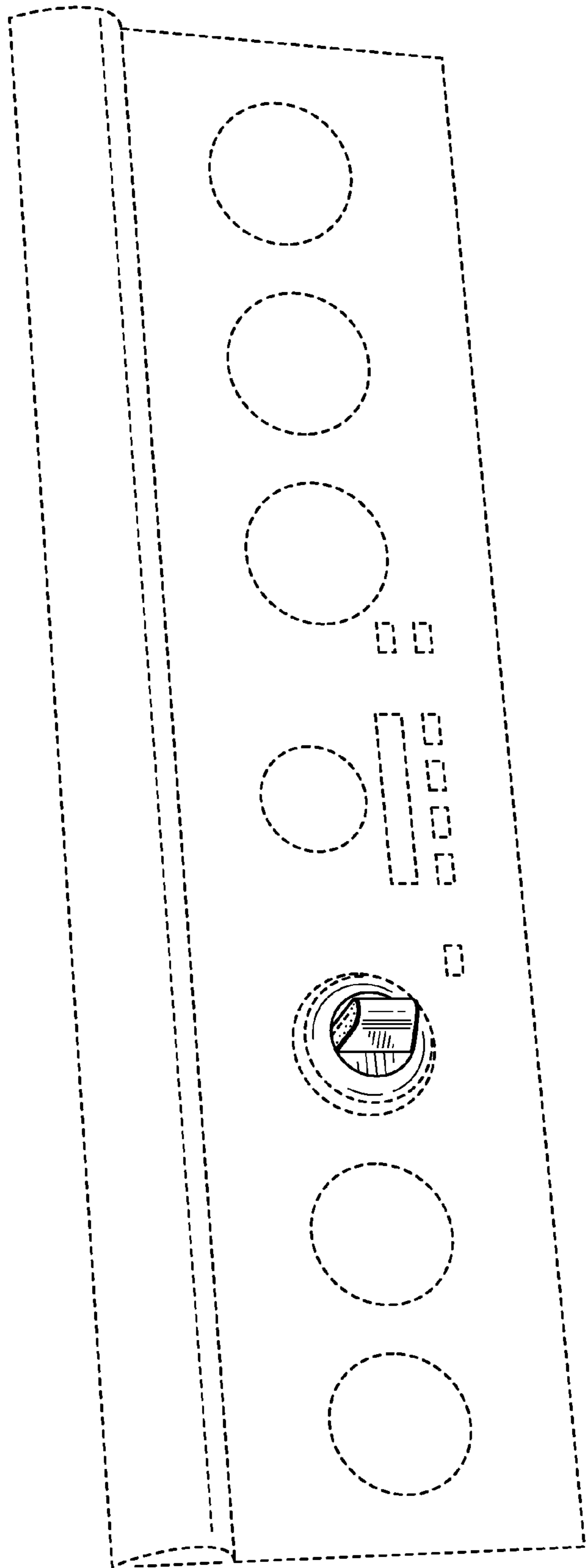


FIG. 7