



US00D572987S

(12) **United States Design Patent**
Kliskey

(10) **Patent No.:** **US D572,987 S**
(45) **Date of Patent:** **** Jul. 15, 2008**

(54) **GASKET SCRAPER**

(75) Inventor: **Roger Kliskey**, Brimfield, OH (US)

(73) Assignee: **Mayhew Steel Products, Inc.**, Turners Falls, MA (US)

(**) Term: **14 Years**

(21) Appl. No.: **29/250,106**

(22) Filed: **Nov. 2, 2006**

(51) **LOC (8) Cl.** **08-05**

(52) **U.S. Cl.** **D8/16**

(58) **Field of Classification Search** D8/14,
D8/16, 18-20, 33, 40, 45, 47, 88, 89, 98,
D8/102; D32/40, 46-49; 81/3.07, 3.27,
81/3.55, 488

See application file for complete search history.

(56) **References Cited**

U.S. PATENT DOCUMENTS

1,514,117	A *	11/1924	Wilder	81/488
1,519,228	A *	12/1924	Weber	81/488
1,613,729	A *	1/1927	Shearwood	D8/89
D131,639	S *	3/1942	Vrchota	D8/88
D136,557	S *	10/1943	Scown	D8/89
2,457,231	A *	12/1948	Henderson	D8/89
2,519,766	A *	8/1950	Johnson	D8/98
2,896,910	A *	7/1959	Cooper et al.	D8/89
D199,019	S *	8/1964	Marson	D8/89
D202,687	S *	10/1965	Estwing	D8/89
D231,074	S *	4/1974	Jones	D8/88

D240,289	S *	6/1976	Skinner	D8/40
D331,866	S *	12/1992	Edy et al.	D8/47
D344,665	S *	3/1994	Baker	D8/88
D394,195	S *	5/1998	Auldridge	D8/88
D397,015	S *	8/1998	Hall et al.	D8/88
D482,252	S *	11/2003	Hyde	D8/47
D525,840	S *	8/2006	Bruce	D8/47
D550,417	S	9/2007	Froeschl		
D553,449	S *	10/2007	Rustam	D8/14
D555,993	S *	11/2007	Huie	D8/19

* cited by examiner

Primary Examiner—Caron D. Veynar

Assistant Examiner—Garth Rademaker

(74) *Attorney, Agent, or Firm*—Renner, Kenner, Greive, Bobak, Taylor & Weber

(57) **CLAIM**

The ornamental design for a gasket scraper, as shown and described.

DESCRIPTION

FIG. 1 is a left side elevation view of a gasket scraper according to the present invention, the right side elevation view being mirror image thereof;

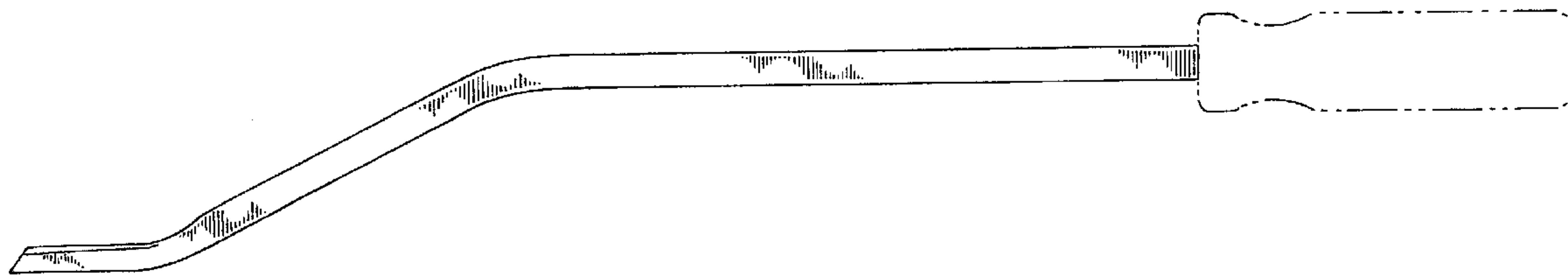
FIG. 2 is a top plan view thereof;

FIG. 3 is a bottom plan view thereof; and,

FIG. 4 is a front elevation view thereof.

The broken lines depict environmental subject matter only and form no part of the claimed design.

1 Claim, 1 Drawing Sheet



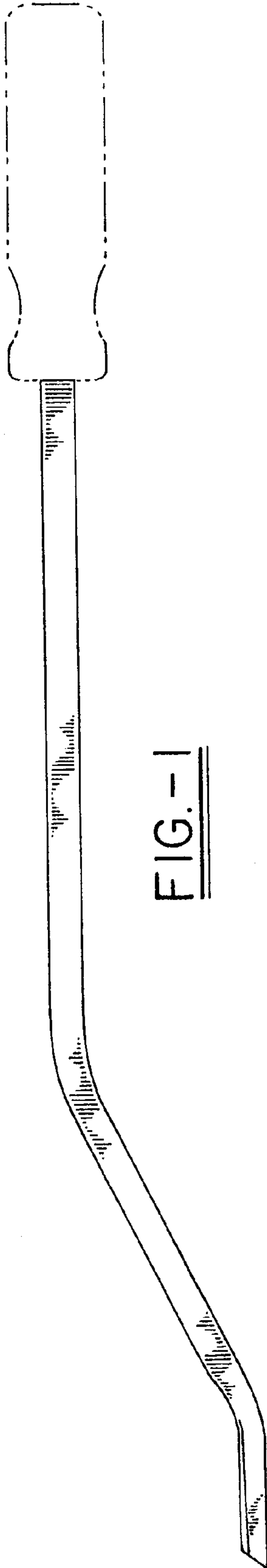


FIG. -1

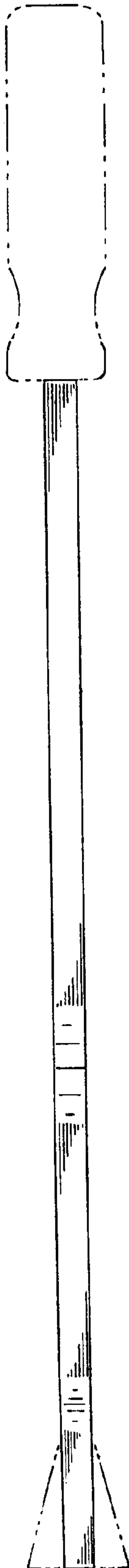


FIG. -2

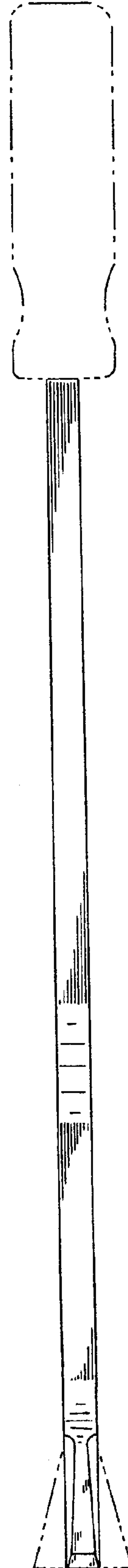


FIG. -3

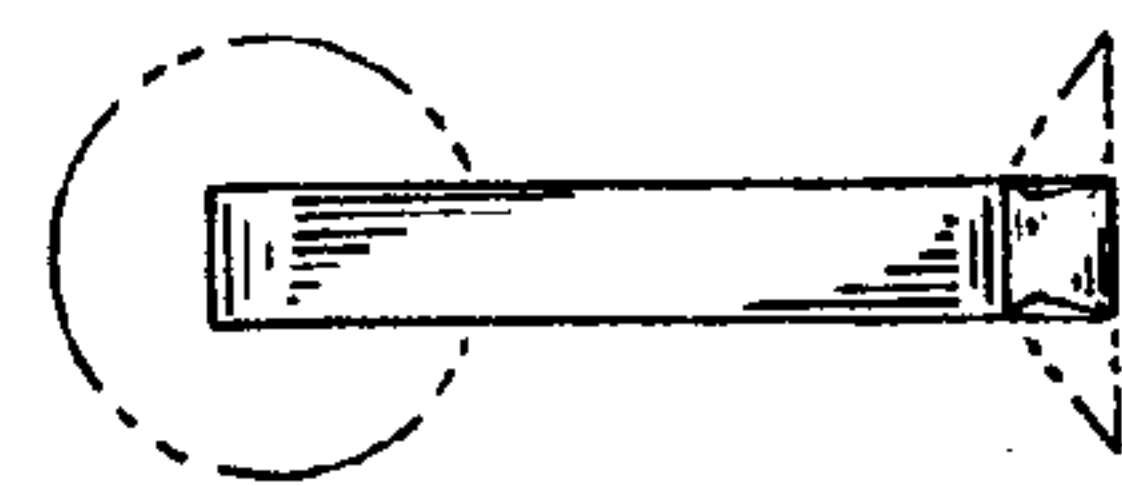


FIG. -4