



US00D572982S

(12) **United States Design Patent**  
**de Bretton Gordon**

(10) **Patent No.:** **US D572,982 S**  
(45) **Date of Patent:** **\*\* Jul. 15, 2008**

(54) **KNIFE BLOCK**

6,619,487 B2 \* 9/2003 Stuchlik, III ..... 211/70.7  
D488,677 S \* 4/2004 Reichenbach et al. .... D7/637  
6,854,186 B2 \* 2/2005 Basden et al. .... 30/298.4

(75) Inventor: **Iain Paul de Bretton Gordon,**  
Warwickshire (GB)

\* cited by examiner

(73) Assignee: **Robert Welch Designs Limited,**  
Gloucestershire (GB)

*Primary Examiner*—Terry A Wallace  
(74) *Attorney, Agent, or Firm*—MacMillan, Sobanski & Todd  
LLC

(\*\*) Term: **14 Years**

(21) Appl. No.: **29/276,323**

(57) **CLAIM**

(22) Filed: **Jan. 23, 2007**

The ornamental design for a knife block, as shown and described.

(30) **Foreign Application Priority Data**

**DESCRIPTION**

Aug. 2, 2006 (EM) ..... 000572540

FIG. 1 is a perspective of a knife block as seen from the upper left front showing my new design;

(51) **LOC (8) Cl.** ..... **07-99**

FIG. 2 is a front elevational view thereof;

(52) **U.S. Cl.** ..... **D7/637**

FIG. 3 is a left side elevational view thereof, the right side being a mirror image thereof;

(58) **Field of Classification Search** ..... D7/637-641;  
30/298.4; 211/70.6, 70.7, 71.01, 60.1; 248/37.3,  
248/37.6

See application file for complete search history.

FIG. 4 is a top plan view thereof; and,

FIG. 5 is a bottom view thereof.


(56) **References Cited**

The broken lines in FIGS. 1, 2 and 4 of the knife block are for the purpose of illustrating portions of the article and form no part of the claimed design.

**U.S. PATENT DOCUMENTS**

D267,142 S \* 12/1982 Pollard ..... D7/637  
4,866,845 A \* 9/1989 McEvily ..... 30/298.4  
D421,879 S \* 3/2000 Miller et al. .... D7/637

**1 Claim, 5 Drawing Sheets**






Fig. 1




Fig. 2




Fig. 3




Fig. 4




Fig. 5