



US00D572972S

(12) **United States Design Patent**  
**Lane**

(10) **Patent No.:** **US D572,972 S**  
(45) **Date of Patent:** **\*\* Jul. 15, 2008**

(54) **TELESCOPING EATING UTENSIL**

(75) Inventor: **Marvin Lane**, Round Lake Beach, IL  
(US)

(73) Assignee: **Thermos L.L.C.**, Rolling Meadows, IL  
(US)

(\*\*) Term: **14 Years**

(21) Appl. No.: **29/292,970**

(22) Filed: **Nov. 5, 2007**

(51) **LOC (8) Cl.** ..... **07-02**

(52) **U.S. Cl.** ..... **D7/401.2**

(58) **Field of Classification Search** ..... D7/368,  
D7/401.2, 642-664, 688-692, 669, 675, 676,  
D7/683; D4/135; D8/107; D24/116; 30/137,  
30/141, 142, 340, 147-150, 322-329, 342-345;  
416/70 R

See application file for complete search history.

(56) **References Cited**

**U.S. PATENT DOCUMENTS**

D25,852 S *	8/1896	Shriver	.....	D7/653
D334,058 S *	3/1993	Noble	.....	D24/116
5,230,156 A *	7/1993	Patenaude	.....	30/325
5,669,143 A *	9/1997	Wu	.....	30/324
D422,191 S *	4/2000	Usbeck	.....	D8/107
D456,615 S *	5/2002	Zemel	.....	D4/135
D533,401 S *	12/2006	Kallenberger	.....	D7/395

\* cited by examiner

*Primary Examiner*—Caron D. Veynar

*Assistant Examiner*—Ricky Pham

(74) *Attorney, Agent, or Firm*—Wood, Phillips, Katz, Clark & Mortimer

(57) **CLAIM**

The ornamental design of a telescoping eating utensil, as shown and described.

**DESCRIPTION**

FIG. 1 is a perspective view from above of my telescoping eating utensil design;

FIG. 2 is a perspective view from below of my telescoping eating utensil design;

FIG. 3 is a plan view of my telescoping eating utensil design;

FIG. 4 is a bottom view of my telescoping eating utensil design;

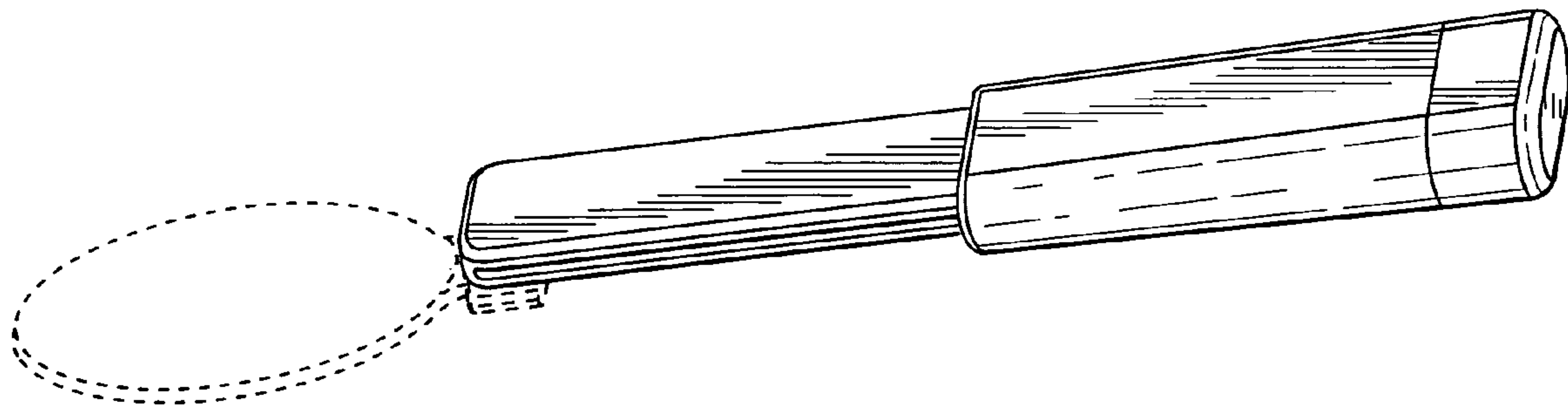
FIG. 5 is a left side elevation view of my telescoping eating utensil design, with the right side elevation view being a mirror image thereof;

FIG. 6 is a front view of my telescoping eating utensil design; and,

FIG. 7 is a back view of my telescoping eating utensil design.

It is to be understood that the broken lines are for illustrative purposes only and form no part of the claimed design.

**1 Claim, 4 Drawing Sheets**



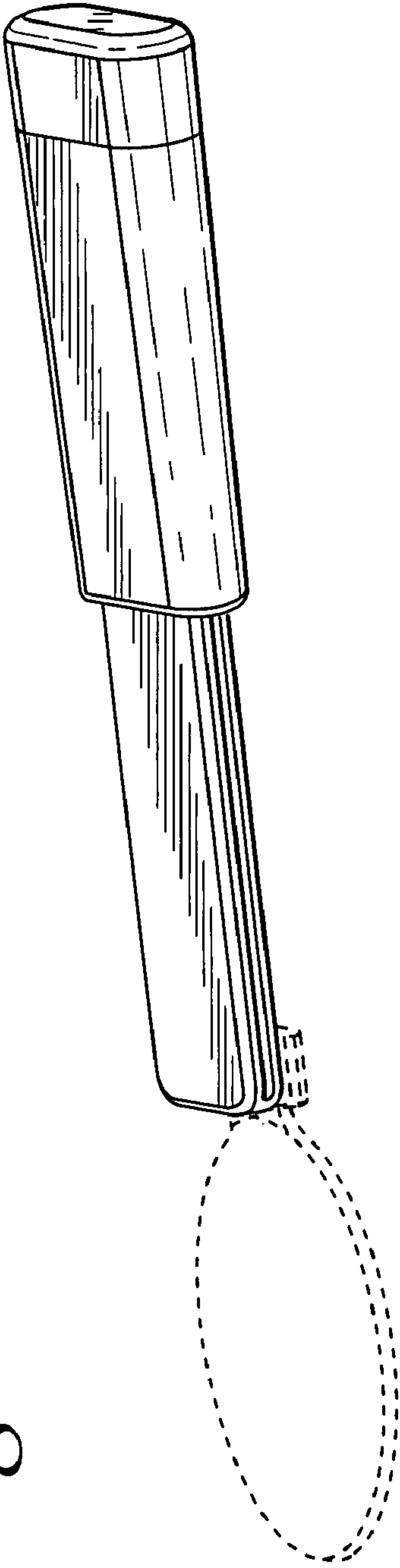


Fig. 1

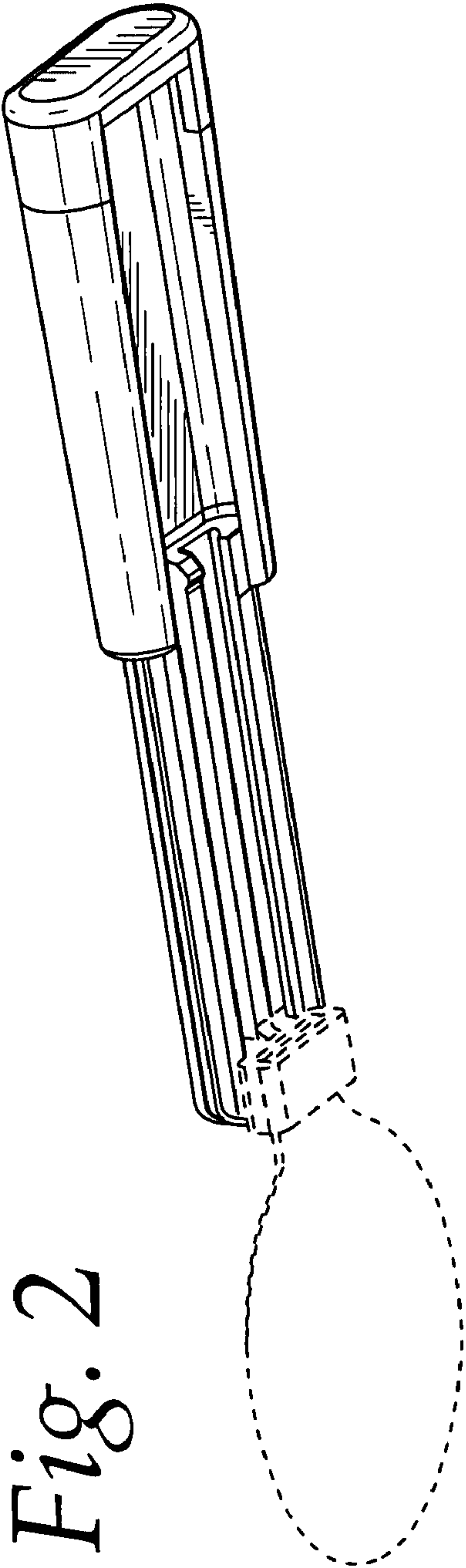


Fig. 2

Fig. 3

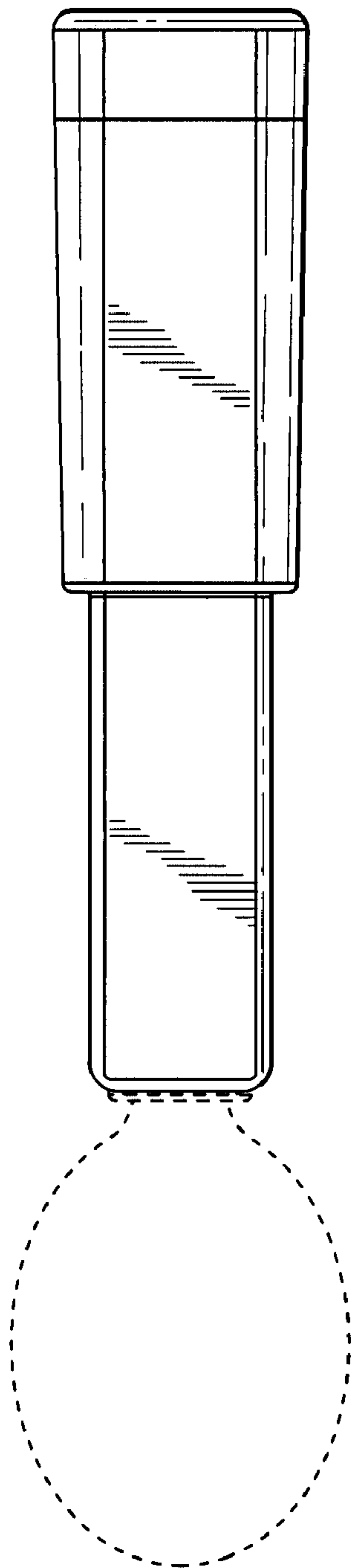
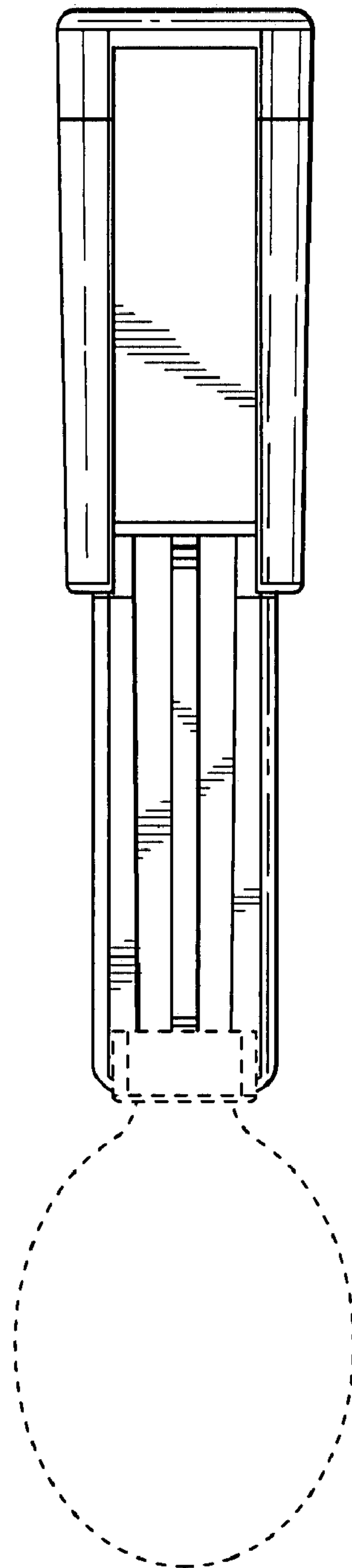



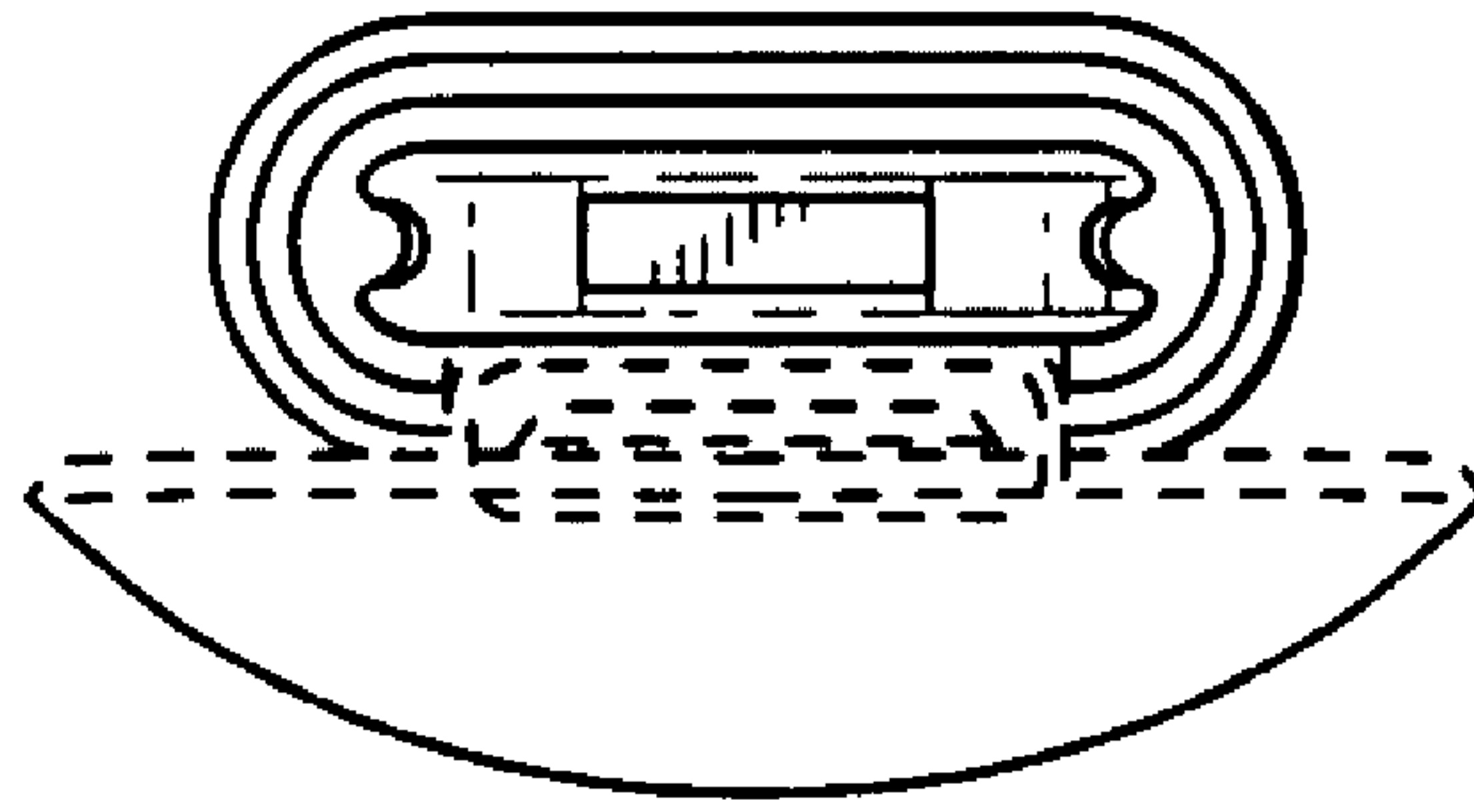
Fig. 4





*Fig. 5*

*Fig. 6*



*Fig. 7*

