



US00D572952S

(12) **United States Design Patent**
Risdon et al.

(10) **Patent No.:** **US D572,952 S**
(45) **Date of Patent:** **** Jul. 15, 2008**

(54) **SURFACE ORNAMENTATION FOR FURNITURE**

(75) Inventors: **Scott M Risdon**, Greensboro, NC (US);
Timothy M O'Hare, Oak Ridge, NC (US)

(73) Assignee: **Ladd Furniture, Inc.**, Greensboro, NC (US)

(**) Term: **14 Years**

(21) Appl. No.: **29/177,452**

(22) Filed: **Mar. 11, 2003**

(51) **LOC (8) Cl.** **06-06**

(52) **U.S. Cl.** **D6/503; D6/491; D6/300**

(58) **Field of Classification Search** D6/382-384,
D6/388, 389, 392-395, 503, 505-508, 491,
D6/493, 434, 446, 470, 438, 439, 309, 300,
D6/303; 5/53.1, 279.1, 280, 281, 310, 907;
D25/137; 87/1-9

See application file for complete search history.

(56) **References Cited**

U.S. PATENT DOCUMENTS

1,927,477	A *	9/1933	Walton	87/5
2,137,770	A *	11/1938	De Francesco	87/8
D139,253	S *	10/1944	Millington	D6/506
2,949,807	A *	8/1960	Herzog et al.	87/8
D462,193	S *	9/2002	Lenger	D6/393

* cited by examiner

Primary Examiner—Janice E Seeger

(74) *Attorney, Agent, or Firm*—Harness, Dickey & Pierce, P.L.C.

(57) **CLAIM**

The ornamental design for a surface ornamentation for furniture, as shown and described.

DESCRIPTION

FIG. 1 is a front view of a surface ornamentation for furniture in accordance with the present invention, shown in a particular environment;

FIG. 2 is a top view of the surface ornamentation of FIG. 1;

FIG. 3 is a front view of the surface ornamentation shown in an alternate environment;

FIG. 4 is a right side view of the surface ornamentation of FIG. 3, the left side view being a mirror image thereof;


FIG. 5 is a front view of the surface ornamentation shown in a further alternate environment;

FIG. 6 is a front view of the surface ornamentation shown in a still further alternate environment; and,

FIG. 7 is a right side view of the surface ornamentation of FIG. 6, the left side view being a mirror image thereof.

The broken lines are for environmental purposes only and form no part of the claimed design.

1 Claim, 7 Drawing Sheets



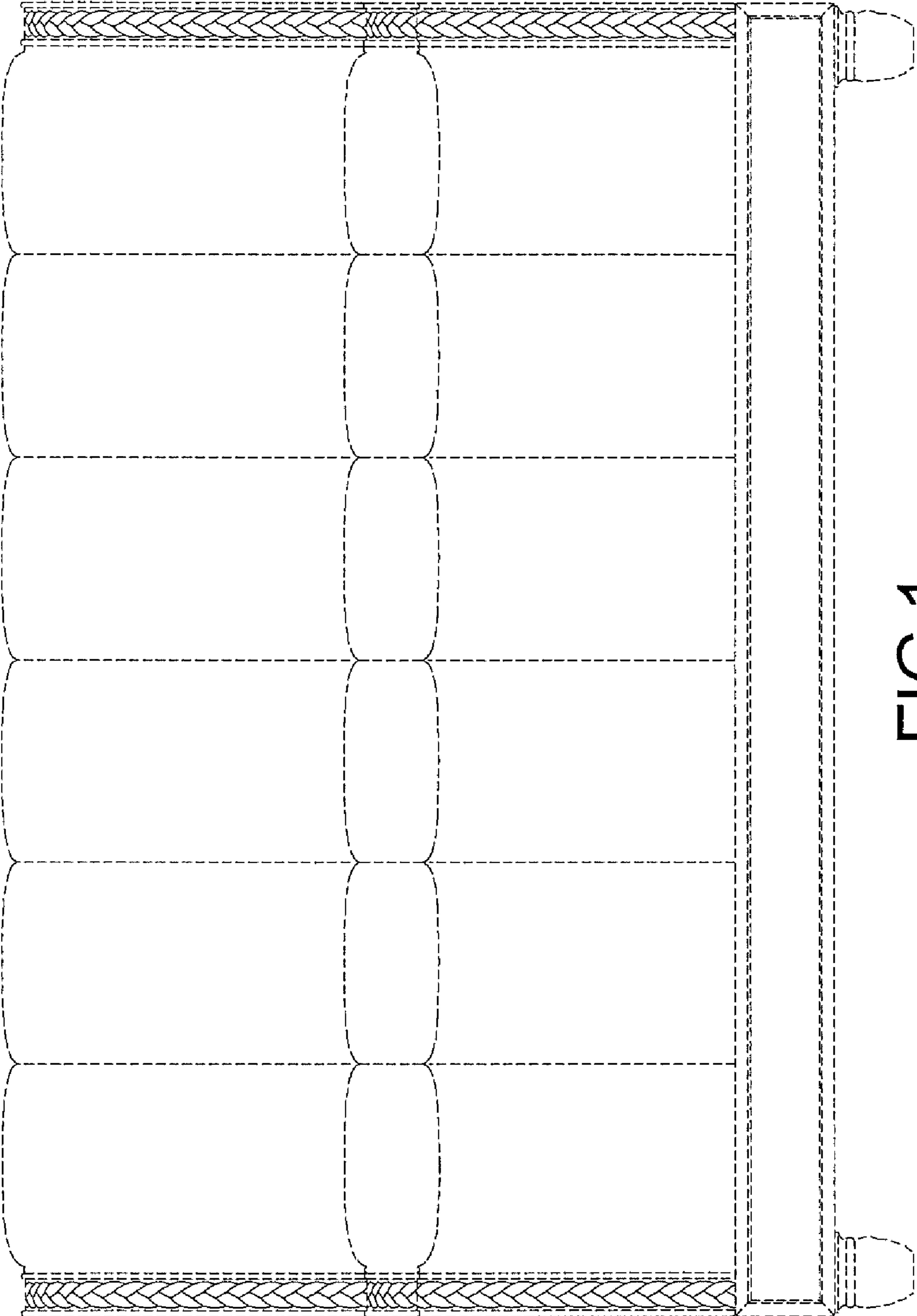


FIG 1




FIG 2

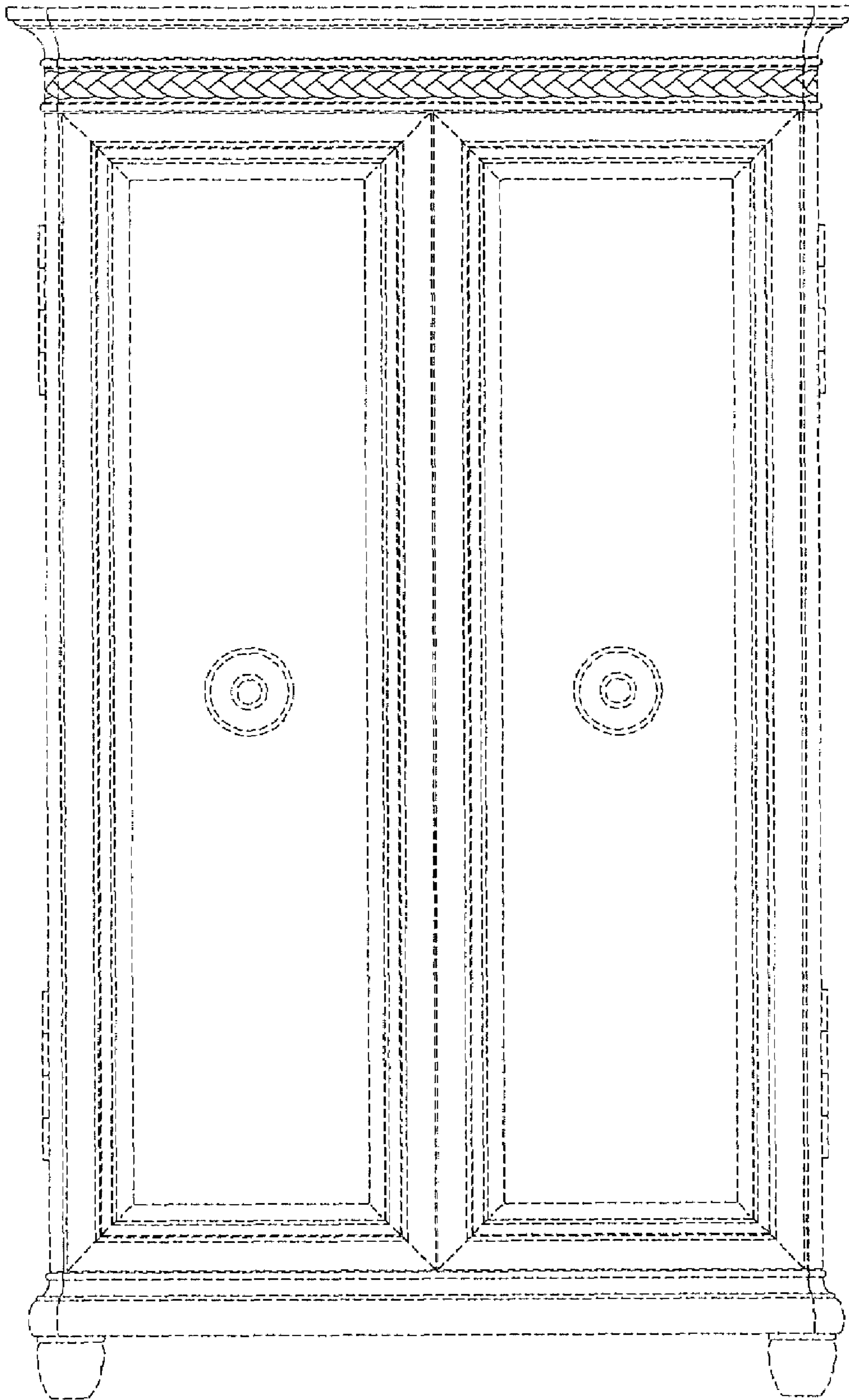


FIG 3




FIG 4




FIG 5




FIG 6




FIG 7