



US00D572947S

(12) **United States Design Patent**
Weimer et al.

(10) **Patent No.:** **US D572,947 S**
(45) **Date of Patent:** **** Jul. 15, 2008**

(54) **BENCH SUPPORT**

(75) Inventors: **Kent Weimer**, Columbia City, IN (US);
Douglas Garofalo, Chicago, IL (US);
Grant Gibson, Chicago, IL (US)

(73) Assignee: **Wabash Valley Mfg., Inc.**, Silver Lake,
IN (US)

(**) Term: **14 Years**

(21) Appl. No.: **29/288,681**

(22) Filed: **Jun. 19, 2007**

(51) **LOC (8) Cl.** **06-01**

(52) **U.S. Cl.** **D6/492**

(58) **Field of Classification Search** D6/334,
D6/335, 337, 341, 349, 353, 354, 377, 367-369,
D6/381, 383, 491, 500-502; 297/16.1, 16.2,
297/232, 245, 283.2, 353, 354.1, 445.1, 448.1;
5/12.1, 12.2

See application file for complete search history.

(56) **References Cited**

U.S. PATENT DOCUMENTS

D165,710 S	1/1952	Currie et al.	
D182,822 S	5/1958	Kempner, Jr.	
2,917,108 A	12/1959	Moritz	
D190,744 S	6/1961	Guice	
D222,806 S	1/1972	Wise	
D228,162 S	8/1973	Fink	
3,758,152 A	9/1973	Lake	
D231,963 S	7/1974	May	
3,847,424 A	11/1974	Nielson	
3,910,631 A	10/1975	Inaba	
4,023,859 A	5/1977	Hagenson	
D261,968 S *	11/1981	Caldwell	D6/492
D277,442 S	2/1985	Crowell	
D278,776 S	5/1985	Kime	
4,522,443 A	6/1985	Van Blankenburg	
D294,782 S	3/1988	Balderi	
D325,304 S *	4/1992	Grosfillex	D6/370
D327,778 S	7/1992	Crawford	
D327,779 S	7/1992	Jensen et al.	

D345,261 S	3/1994	Chen	
D357,590 S	4/1995	Noll	
D360,536 S	7/1995	Pelletier	
5,452,936 A	9/1995	Koehring	
D366,773 S	2/1996	Yurk	
D366,774 S	2/1996	Frinier	
D372,133 S	7/1996	Slear	
D376,937 S	12/1996	Skalka	
D380,313 S *	7/1997	Slear	D6/370
D381,826 S	8/1997	Lin	
D383,615 S	9/1997	Skalka	
D384,512 S	10/1997	Skalka	
D386,012 S	11/1997	Skalka	
D396,963 S	8/1998	Jeng	
D399,662 S	10/1998	Jeng	
D399,667 S	10/1998	Muller	

(Continued)

OTHER PUBLICATIONS

2006 "Plastisol" Coated Furniture Catalog, Wabash Valley Manufacturing, Inc.

(Continued)

Primary Examiner—Sandra Snapp
(74) *Attorney, Agent, or Firm*—E. Victor Indiano; Indiano Vaughan LLP

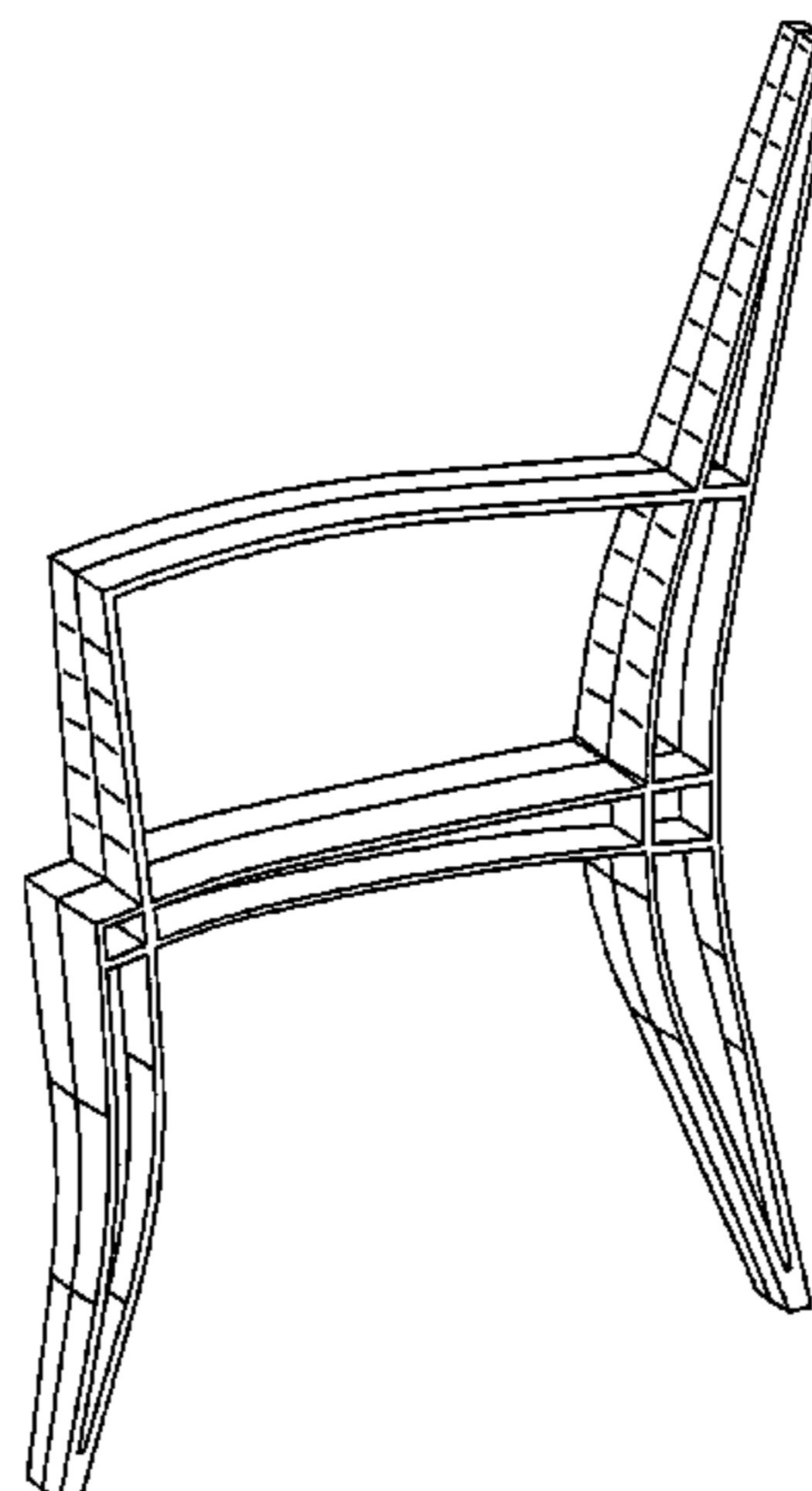
(57) **CLAIM**

The ornamental design for a bench support, as shown and described.

DESCRIPTION

FIG. 1 is a perspective view of a bench support showing our new design;
FIG. 2 is a left side view thereof;
FIG. 3 is a front view thereof;
FIG. 4 is a rear view thereof;
FIG. 5 is a right side view thereof;
FIG. 6 is a top view thereof; and,
FIG. 7 is a bottom view thereof.

1 Claim, 4 Drawing Sheets



US D572,947 S

Page 2

U.S. PATENT DOCUMENTS

D401,770 S 12/1998 Jeng
D402,816 S 12/1998 Jeng
D409,011 S 5/1999 Jeng
D409,401 S 5/1999 Jeng
D409,402 S 5/1999 Jeng
D409,410 S 5/1999 Jeng
D409,850 S 5/1999 Jeng
D419,004 S 1/2000 Collins
D419,341 S 1/2000 Chipman
D420,825 S 2/2000 Lin
D425,718 S 5/2000 van Valderen
D454,436 S 3/2002 Shilling
D458,475 S 6/2002 Heckt et al.
D468,126 S 1/2003 Pappas
D476,794 S * 7/2003 Vazquez D2/829

D523,263 S 6/2006 Skalka
D527,922 S 9/2006 Shilling

OTHER PUBLICATIONS

Vinyl Coated Steel Recreational Furniture 1998 Catalog, Diversified Metal Fabricators, Inc.
Superior Line Outdoor/Indoor Furniture 1996 Catalog, Fusion Coatings, Inc., p. 13.
Specializing in Vinyl Coated Steel Recreational Furniture Catalog, Diversified Metal Fabricators, Inc., 12th Edition, Jan. 1996.
2003 Fusion Coatings catalog, pp. 49-55.
National Center on Accessibility, Jan. 28, 2005, www.naonline.org.
Rhodes Bench and Model 1890 Park Bench, 2004 Sweets Catalog File, vol. 1.

* cited by examiner

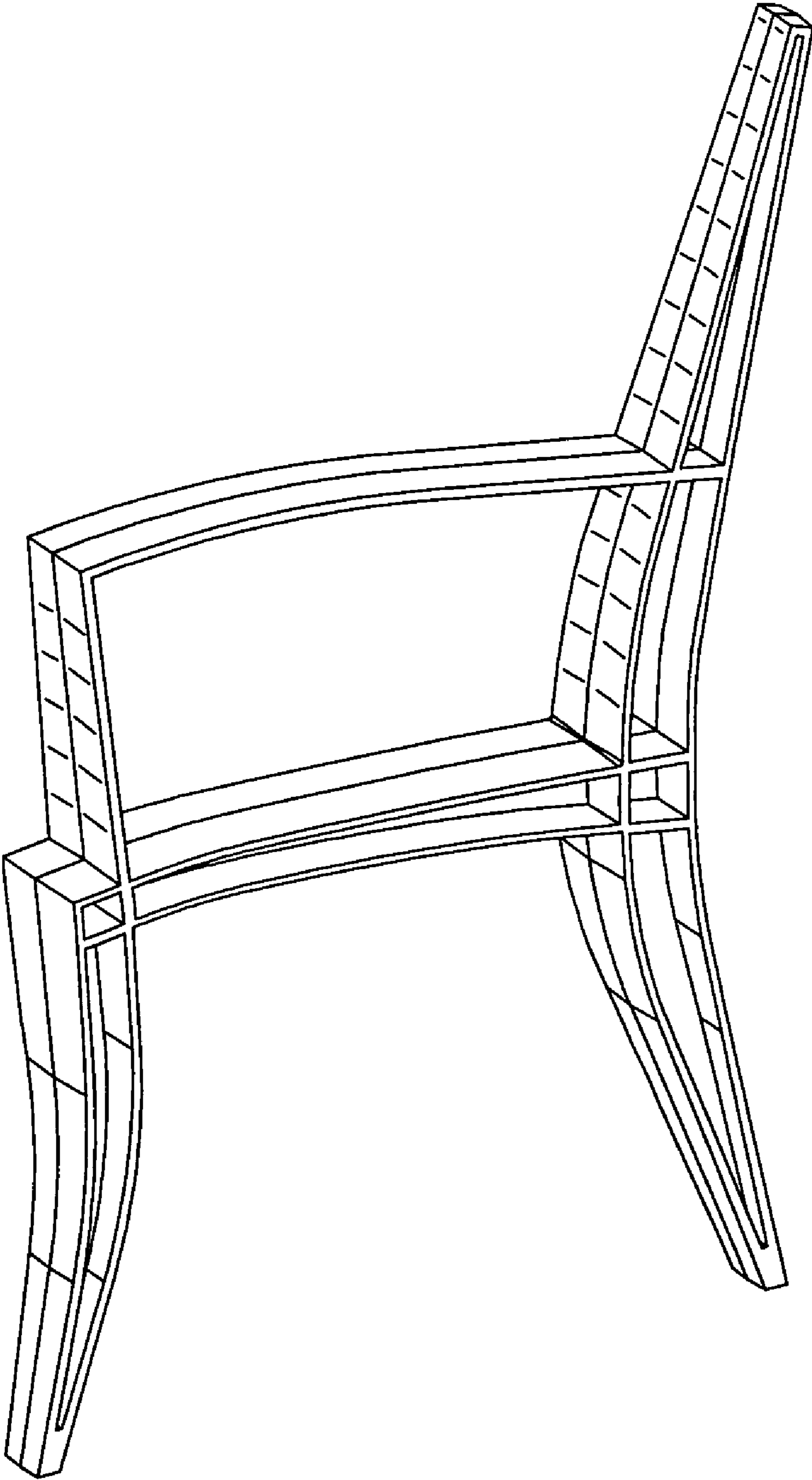


FIG. 1

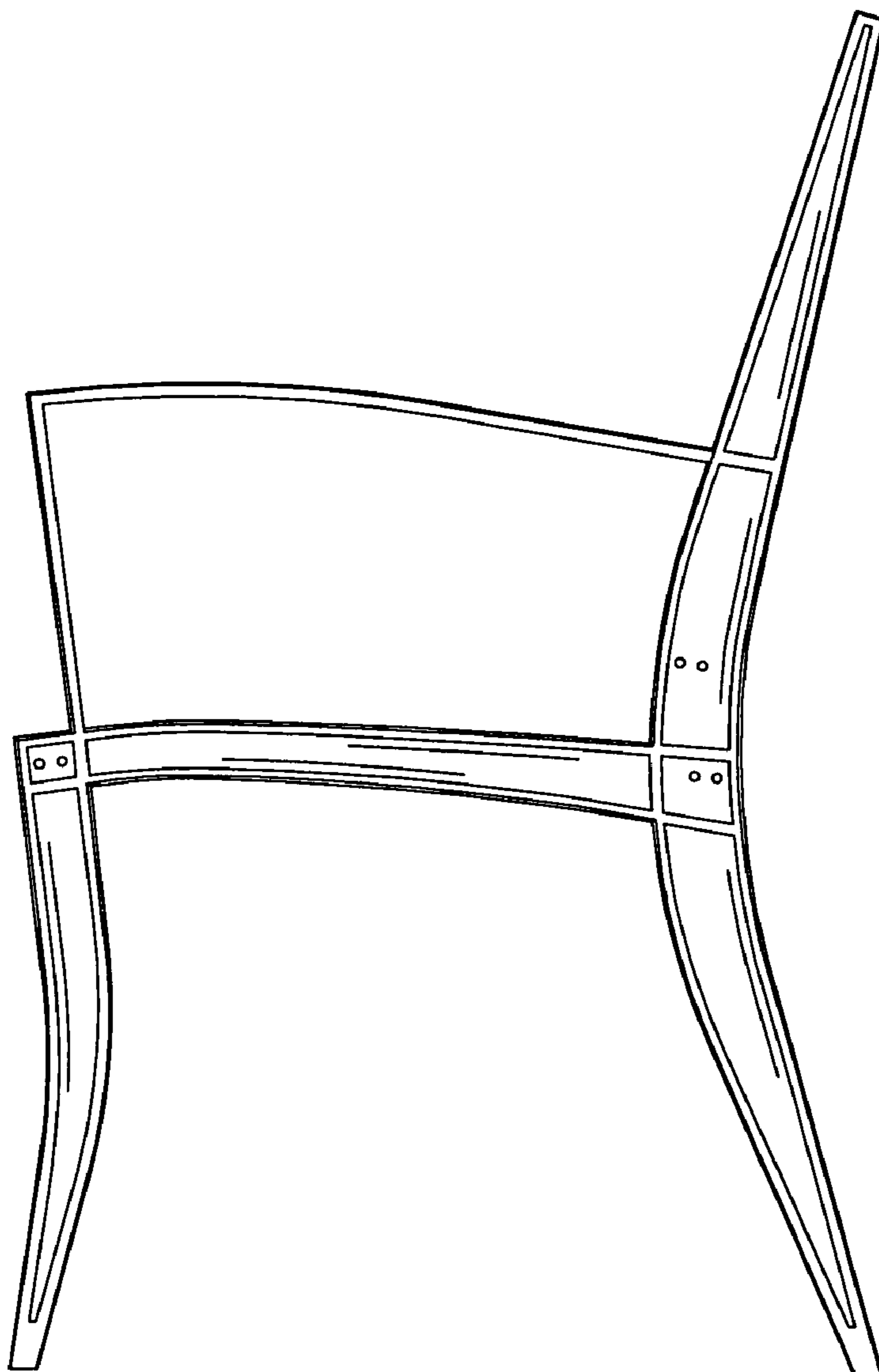


FIG. 2

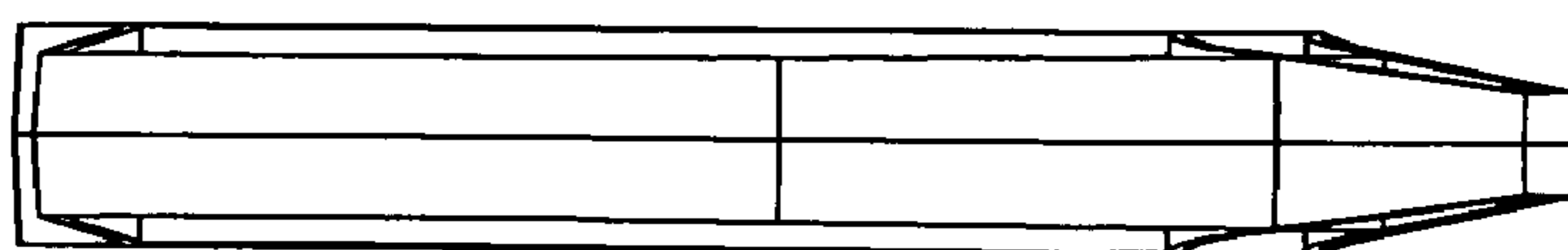


FIG. 6

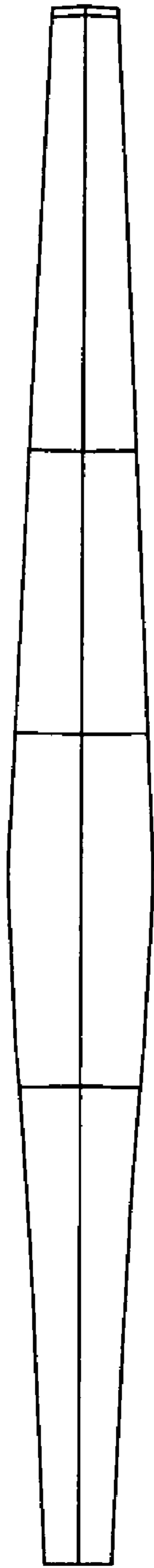


FIG. 3

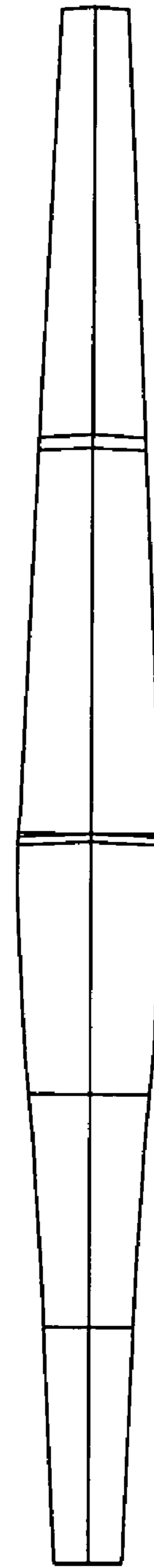


FIG. 4

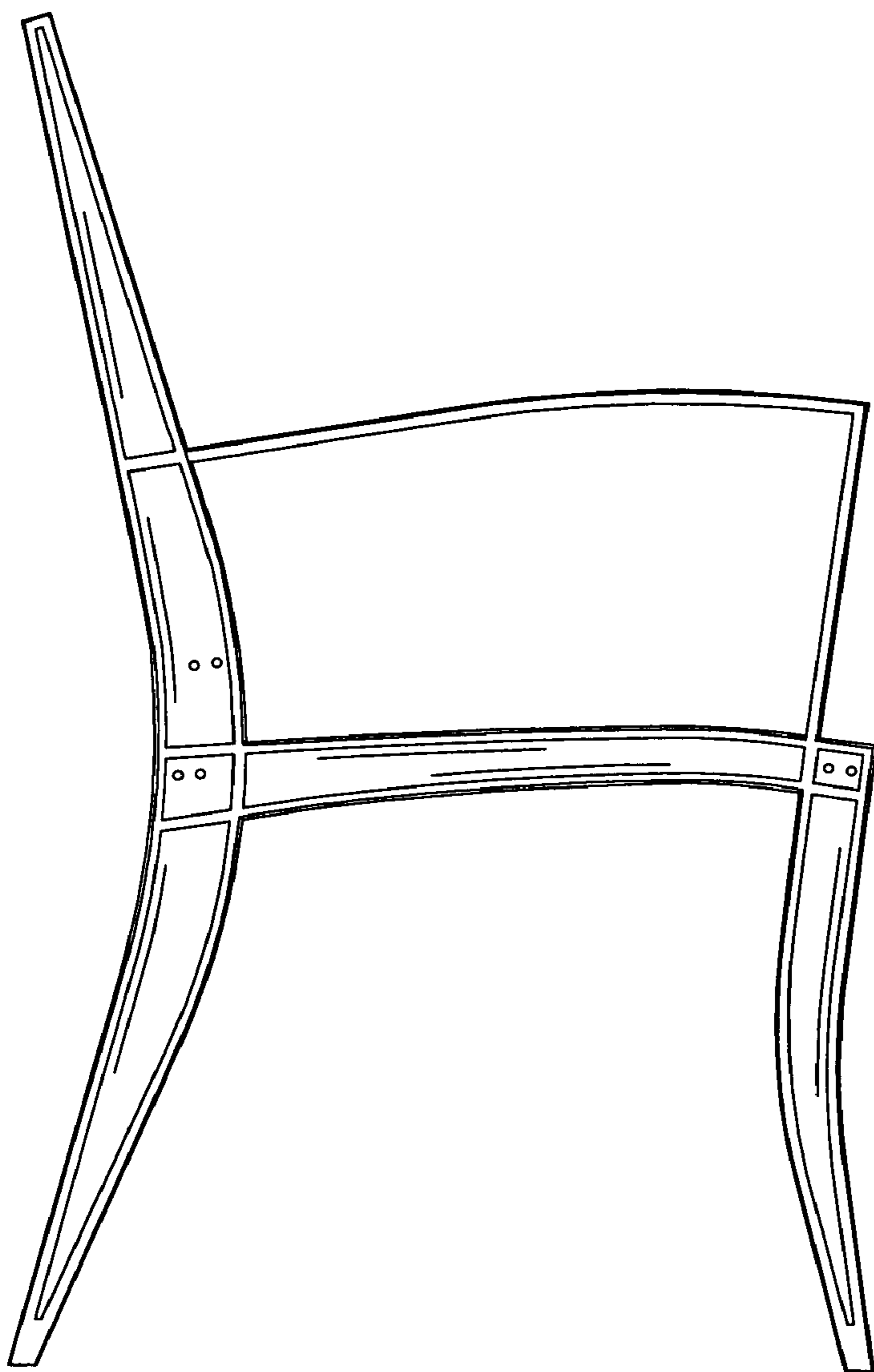


FIG. 5




FIG. 7