

US00D572936S

(12) **United States Design Patent**
Lester, Sr. et al.

(10) **Patent No.:** **US D572,936 S**
(45) **Date of Patent:** **** Jul. 15, 2008**

(54) **STADIUM BED**

(75) Inventors: **Lewis N. Lester, Sr.**, Frederiksted, VI (US); **Michael S. Brown**, Duluth, GA (US)

(73) Assignee: **Michael Lewis Concepts LLC**, Cumming, GA (US)

(**) Term: **14 Years**

(21) Appl. No.: **29/279,943**

(22) Filed: **May 11, 2007**

(51) **LOC (8) Cl.** **06-01**

(52) **U.S. Cl.** **D6/388**

(58) **Field of Classification Search** D6/388,
D6/511, 421, 382, 383, 384, 393; 5/53.1,
5/279.1, 280, 281, 907, 2.1

See application file for complete search history.

(56) **References Cited**

U.S. PATENT DOCUMENTS

- D207,960 S * 6/1967 Payne D21/339
- D231,374 S * 4/1974 Moe D21/339
- D240,474 S 7/1976 Pawlak
- D246,315 S * 11/1977 Tongish D23/271

- D252,598 S 8/1979 Carter
- D372,372 S 8/1996 Volkman
- D420,400 S * 2/2000 Dunagin, III D21/357
- D423,812 S * 5/2000 Volkman et al. D6/421
- D451,727 S 12/2001 Volkman et al.
- D471,375 S 3/2003 Nichols, III et al.
- 6,578,214 B2 6/2003 Peftoulidis

* cited by examiner

Primary Examiner—Janice E Seeger

(74) *Attorney, Agent, or Firm*—Morris, Manning & Martin LLP

(57) **CLAIM**

The ornamental design for a stadium bed, as shown and described.

DESCRIPTION

FIG. 1 is a perspective view of a stadium bed, showing our new design; the broken lines are for environmental purposes only and form no part of the claimed design;

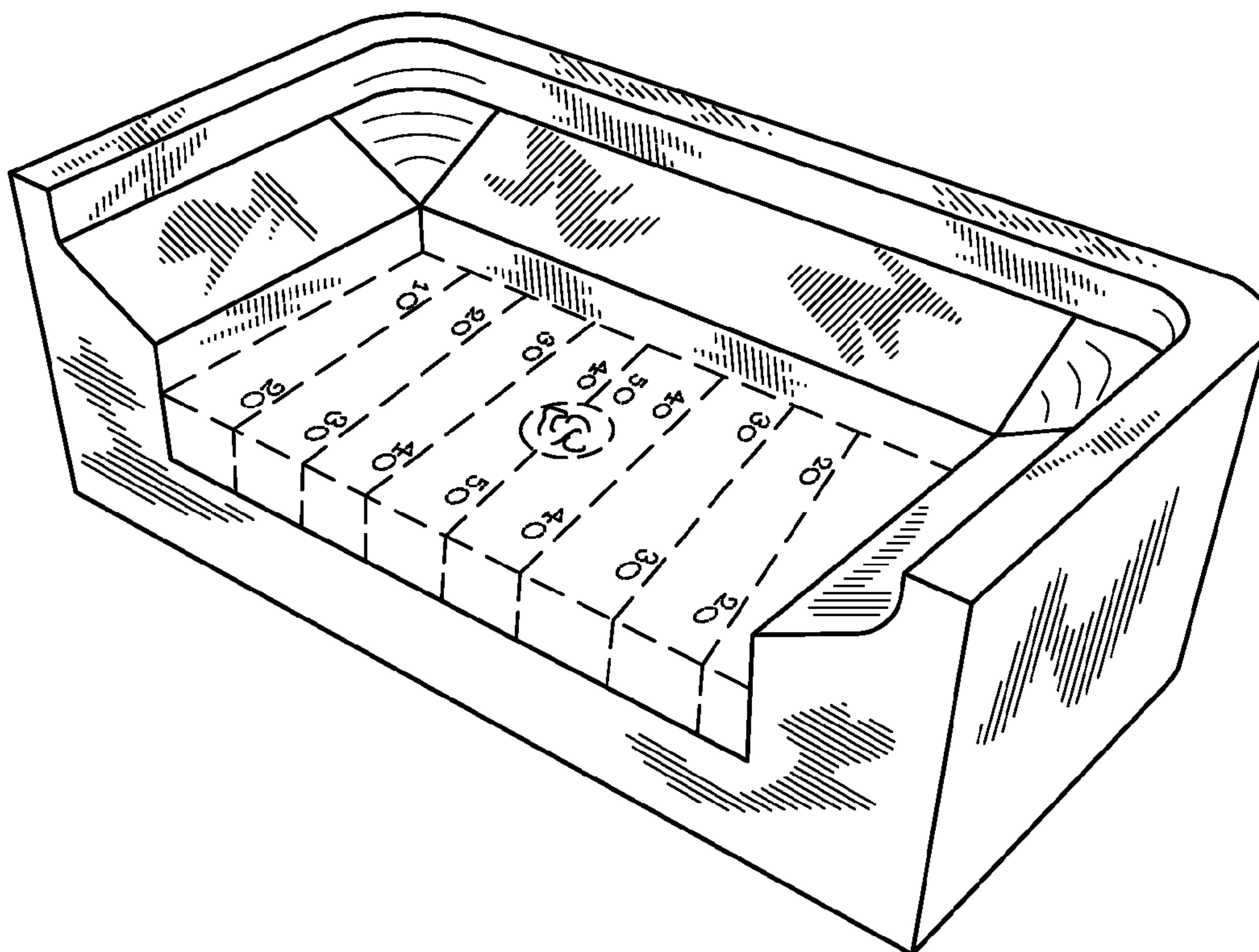
FIG. 2 is a right side view;

FIG. 3 is a front view;

FIG. 4 is a top plan view; and,

FIG. 5 is a rear plan view.

1 Claim, 5 Drawing Sheets



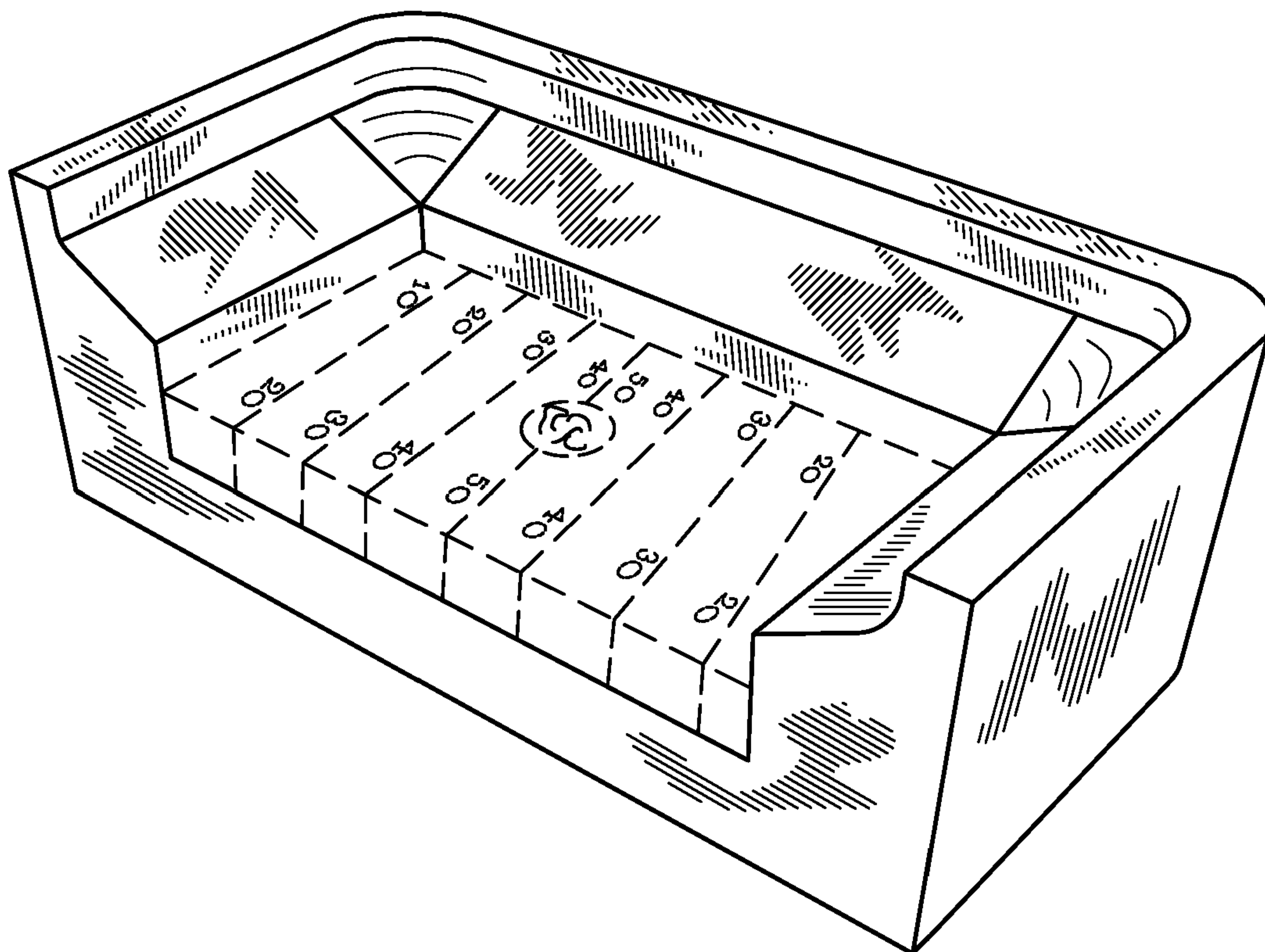


FIG. 1

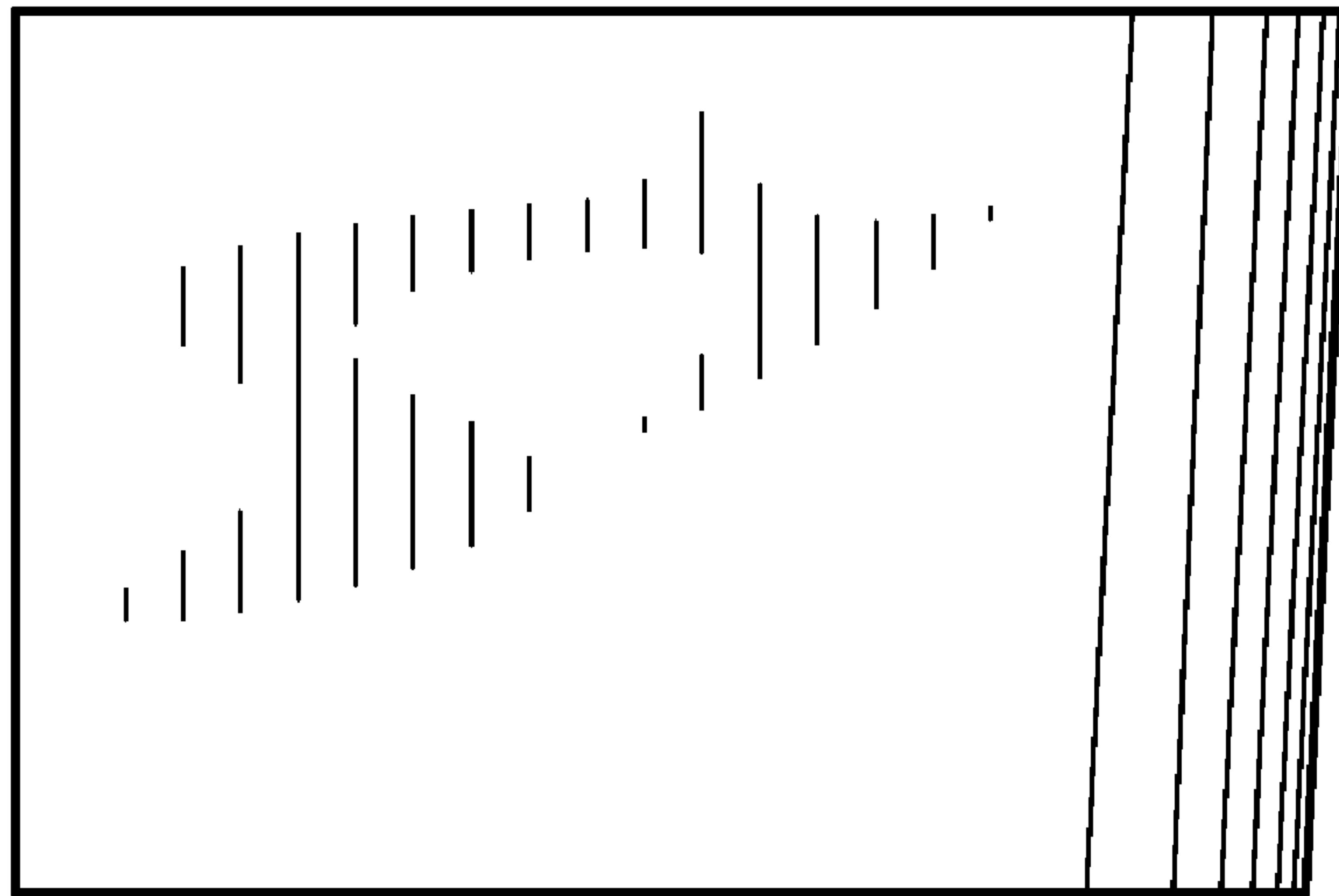


FIG. 2




FIG. 3




FIG. 4

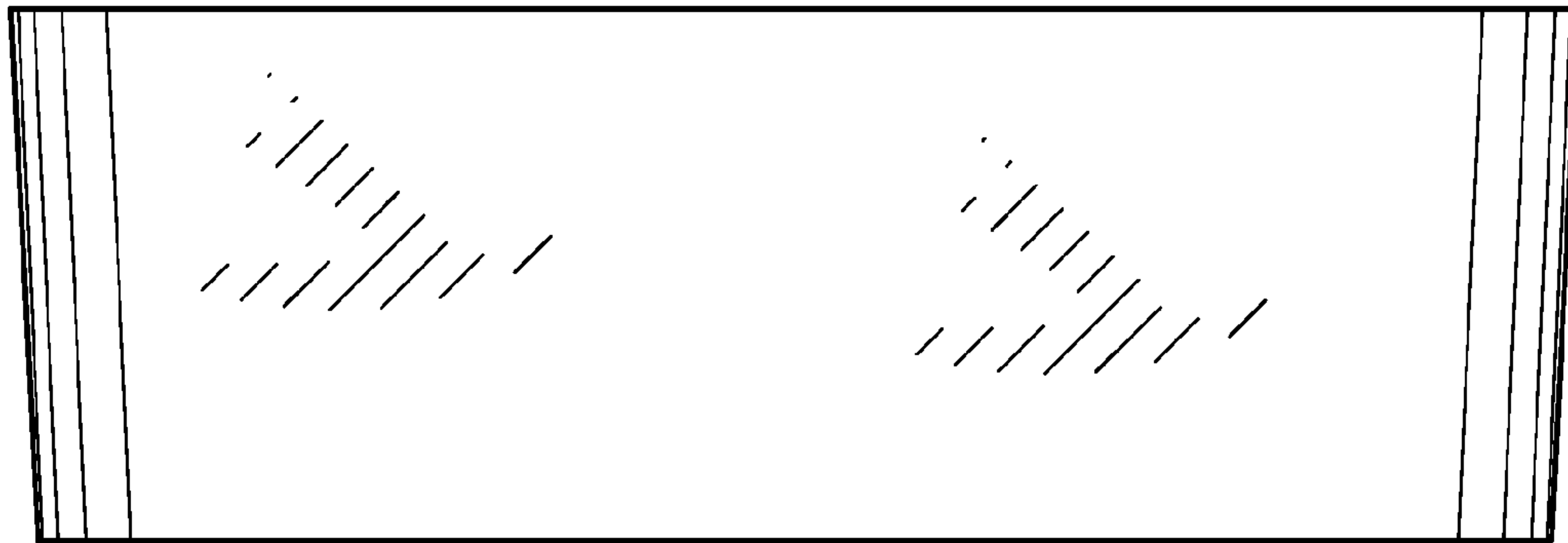


FIG. 5