

US00D572929S

(12) **United States Design Patent**  
**van Ierssel et al.**

(10) **Patent No.:** **US D572,929 S**  
(45) **Date of Patent:** **\*\* Jul. 15, 2008**

(54) **CHAIR**

(75) Inventors: **Harry Paul van Ierssel**, Barcelona (ES);  
**Camilla Vega**, Barcelona (ES)

(73) Assignee: **DEDON GmbH**, Luneburg (DE)

(\*\*) Term: **14 Years**

(21) Appl. No.: **29/296,484**

(22) Filed: **Oct. 22, 2007**

(30) **Foreign Application Priority Data**

Apr. 27, 2007 (EM) ..... 000714613-0008

(51) **LOC (8) Cl.** ..... **06-01**

(52) **U.S. Cl.** ..... **D6/375**; D6/369; D6/374

(58) **Field of Classification Search** ..... D6/334-336,  
D6/364, 369, 371-373, 374, 375, 379, 380,  
D6/500-502; 297/411.43, 411.45, 445.1,  
297/446.1, 451.9, 452.64

See application file for complete search history.

(56) **References Cited**

**U.S. PATENT DOCUMENTS**

D219,444 S \* 12/1970 Chichester, Jr. .... D6/375  
D226,648 S \* 4/1973 Bankstown et al. .... D6/375  
D234,988 S \* 4/1975 Lopez-Benitez ..... D6/334  
D237,662 S \* 11/1975 Subert ..... D6/334  
D279,054 S \* 6/1985 Longley et al. .... D6/375  
D279,943 S \* 8/1985 Ogg ..... D6/375  
D288,506 S \* 3/1987 Ochsner ..... D6/375  
D319,545 S \* 9/1991 Fairbank ..... D6/373

D321,604 S \* 11/1991 Paris ..... D6/374  
D412,793 S \* 8/1999 Neubauer, Jr. .... D6/374  
D438,398 S \* 3/2001 Frinier ..... D6/375  
D544,724 S \* 6/2007 Gower ..... D6/379  
D554,385 S \* 11/2007 Marshall et al. .... D6/375

**OTHER PUBLICATIONS**

U.S. Appl. No. 29/296,482, filed Oct. 22, 2007, Chair.  
U.S. Appl. No. 29/296,485, filed Oct. 22, 2007, Chair.  
U.S. Appl. No. 29/296,486, filed Oct. 22, 2007, Chair.  
U.S. Appl. No. 29/296,487, filed Oct. 22, 2007, Chair.  
U.S. Appl. No. 29/296,488, filed Oct. 22, 2007, Chair.  
U.S. Appl. No. 29/296,489, filed Oct. 22, 2007, Chair.

\* cited by examiner

*Primary Examiner*—Mimosa De

(74) *Attorney, Agent, or Firm*—Banner & Witcoff, Ltd.

(57) **CLAIM**

The ornamental design for a chair, as shown and described.

**DESCRIPTION**

FIG. 1 is a front-left side perspective view of a chair showing our new design;


FIG. 2 is a front perspective view thereof;

FIG. 3 is a left side perspective view thereof, the right side perspective view being a mirror image thereof; and,

FIG. 4 is a top view thereof.

The un-shown rear side and underside of the chair form no part of the claimed design.

**1 Claim, 4 Drawing Sheets**



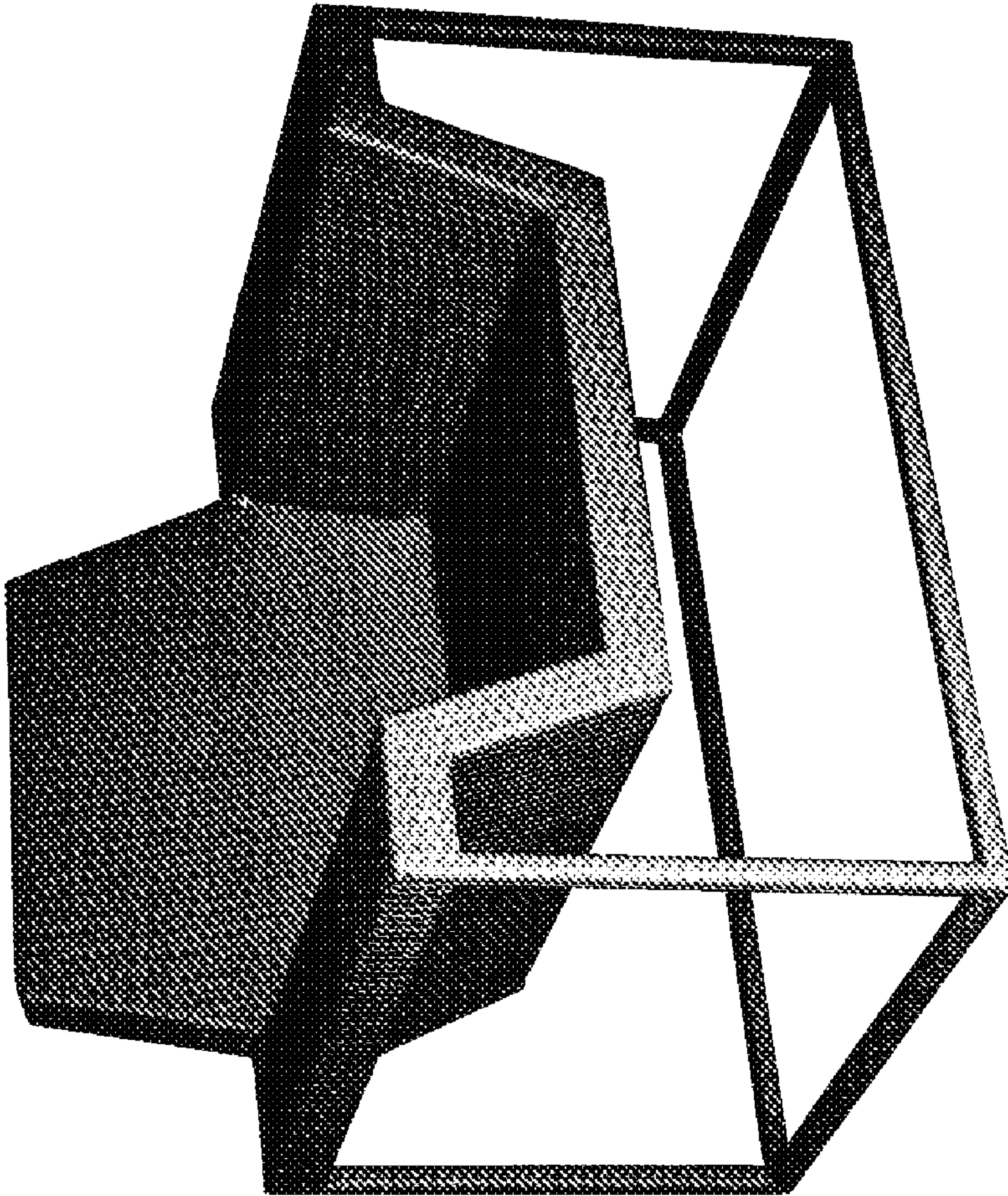


FIG. 1






FIG. 2

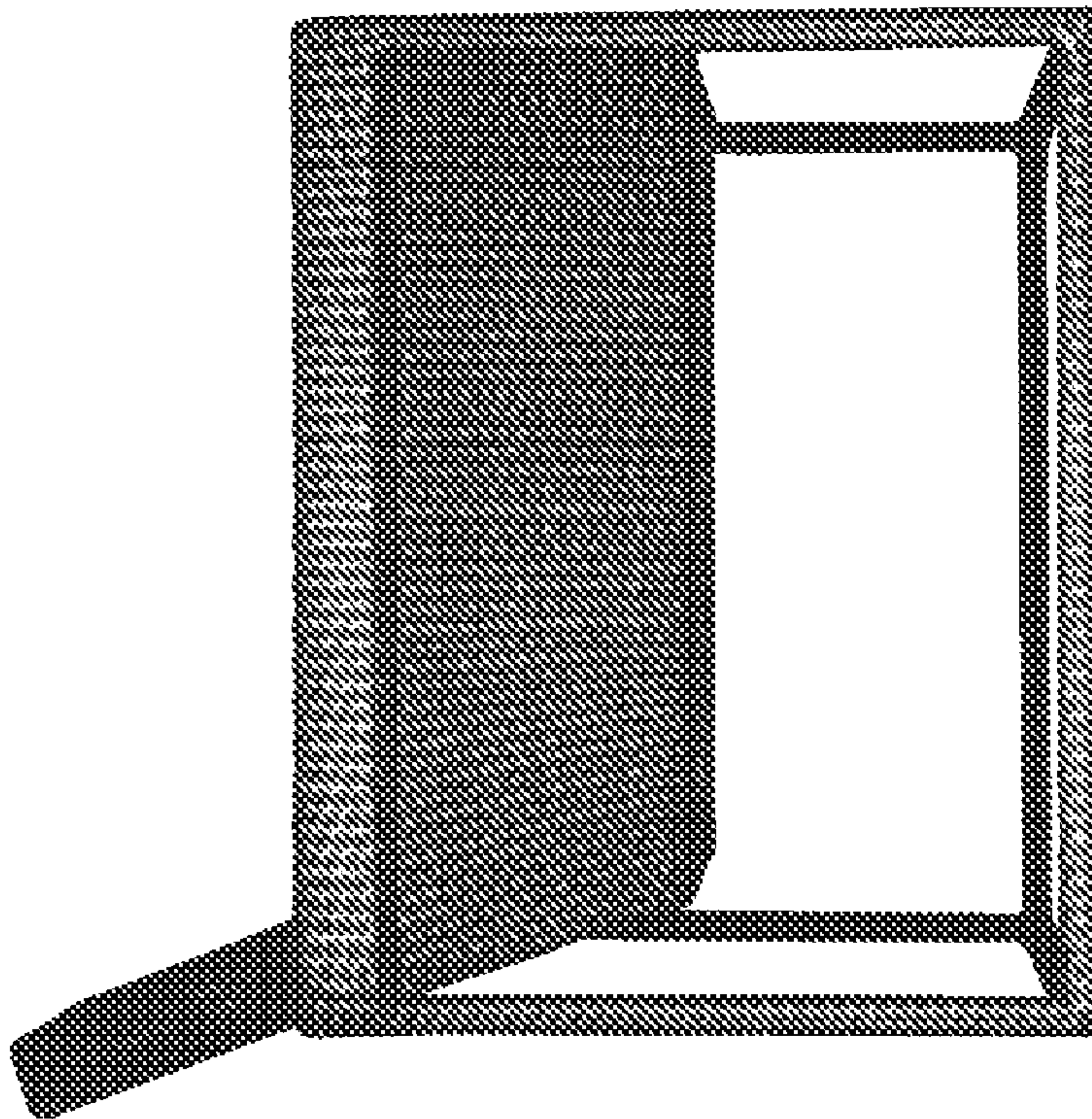


FIG. 3






FIG. 4