

US00D572921S

(12) **United States Design Patent**
van Ierssel et al.

(10) **Patent No.:** **US D572,921 S**
(45) **Date of Patent:** **** Jul. 15, 2008**

(54) **CHAIR**

(75) Inventors: **Harry Paul van Ierssel**, Barcelona (ES);
Camilla Vega, Barcelona (ES)

(73) Assignee: **DEDON GmbH**, Luneburg (DE)

(**) Term: **14 Years**

(21) Appl. No.: **29/296,488**

(22) Filed: **Oct. 22, 2007**

(30) **Foreign Application Priority Data**

Apr. 27, 2007 (EM) 000714613-0003

(51) **LOC (8) Cl.** **06-01**

(52) **U.S. Cl.** **D6/361**

(58) **Field of Classification Search** D6/334-336,
D6/361, 367, 368, 369, 370, 371-373, 374,
D6/375, 379, 380, 500-502; 5/12.1, 110,
5/622, 624, 630; 297/377, 423.1, 448.1,
297/445.1, 446.1, 451.9, 452.63, 452.64

See application file for complete search history.

(56) **References Cited**

U.S. PATENT DOCUMENTS

D335,035 S *	4/1993	Floyd	D6/361
D337,441 S *	7/1993	Martin et al.	D6/361
D341,491 S *	11/1993	Martin	D6/361
D392,807 S *	3/1998	Marks	D6/361
D425,714 S *	5/2000	Sabo	D6/361
D437,700 S *	2/2001	Tyler	D6/361
D514,336 S *	2/2006	Spector et al.	D6/361
D515,324 S *	2/2006	Grosfillex	D6/361

D531,828 S *	11/2006	Frinier	D6/361
D533,367 S *	12/2006	Marin	D6/361
D533,727 S *	12/2006	Frinier	D6/361
D545,581 S *	7/2007	Gower	D6/361
D562,578 S *	2/2008	Weiss	D6/361

OTHER PUBLICATIONS

U.S. Appl. No. 29/296,482, Chair, filed Oct. 22, 2007.
U.S. Appl. No. 29/296,484, Chair, filed Oct. 22, 2007.
U.S. Appl. No. 29/296,485, Chair, filed Oct. 22, 2007.
U.S. Appl. No. 29/296,486, Chair, filed Oct. 22, 2007.
U.S. Appl. No. 29/296,487, Chair, filed Oct. 22, 2007.
U.S. Appl. No. 29/296,489, Chair, filed Oct. 22, 2007.

* cited by examiner

Primary Examiner—Mimosa De

(74) *Attorney, Agent, or Firm*—Banner & Witcoff, Ltd.

(57) **CLAIM**

The ornamental design for a chair, as shown and described.

DESCRIPTION

FIG. 1 is a front-left side perspective view of a chair showing our new design;

FIG. 2 is a front perspective view thereof;

FIG. 3 is a rear perspective view thereof;

FIG. 4 is a right side perspective view thereof, the left side perspective view being a mirror image thereof; and,

FIG. 5 is a top view thereof.

The unshown underside of the chair forms no part of the claimed design.

1 Claim, 5 Drawing Sheets






FIG. 1




FIG. 2

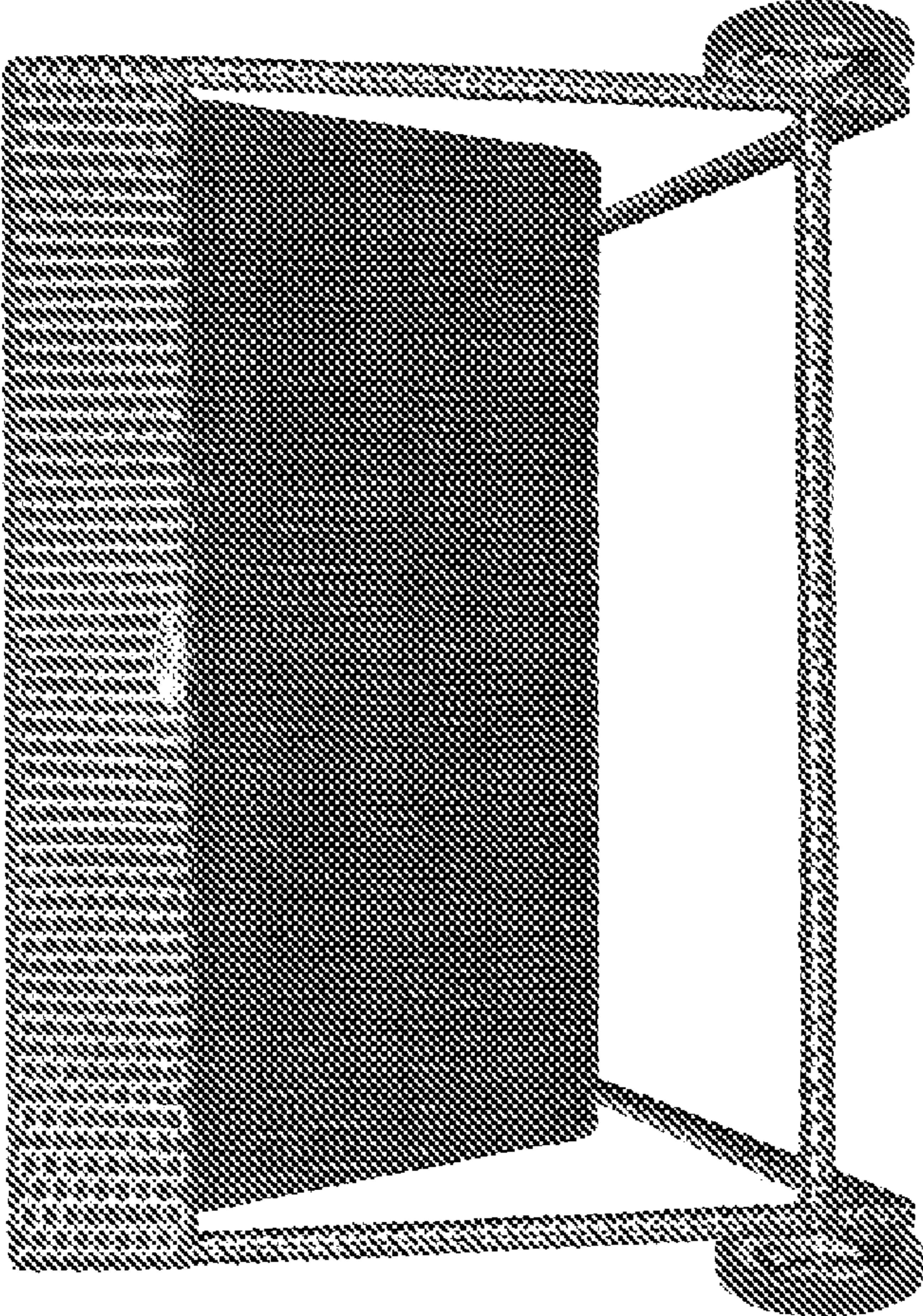


FIG. 3




FIG. 4




FIG. 5