



US00D572917S

(12) **United States Design Patent**
Thomkins

(10) **Patent No.:** **US D572,917 S**
(45) **Date of Patent:** **** Jul. 15, 2008**

- (54) **CHAIR**
- (75) Inventor: **Nicolas Thomkins**, Lüneburg (DE)
- (73) Assignee: **DEDON GmbH**, Lüneburg (DE)
- (**) Term: **14 Years**
- (21) Appl. No.: **29/296,649**
- (22) Filed: **Oct. 25, 2007**
- (30) **Foreign Application Priority Data**
Apr. 26, 2007 (EM) 000713664-0002
- (51) **LOC (8) Cl.** **06-01**
- (52) **U.S. Cl.** **D6/334**
- (58) **Field of Classification Search** D6/334,
D6/335, 341, 353, 360, 364, 367, 369, 371,
D6/376, 377, 379-381, 500-502; 297/445.1,
297/446.1; 5/12.1
See application file for complete search history.

- (56) **References Cited**
U.S. PATENT DOCUMENTS
D243,571 S * 3/1977 Wisner D6/369

- D332,183 S * 1/1993 White D6/369
- D477,720 S * 7/2003 Diaz-Azcuy D6/369
- D529,729 S * 10/2006 Kreiss D6/369
- D540,550 S * 4/2007 Frinier D6/334
- D541,059 S * 4/2007 Frinier D6/334
- D550,465 S * 9/2007 Bouroullec et al. D6/334

* cited by examiner
Primary Examiner—Sandra Snapp
(74) *Attorney, Agent, or Firm*—Banner & Witcoff, Ltd.


(57) **CLAIM**

The ornamental design for a chair, as shown and described.

DESCRIPTION

FIG. 1 is a front-left side perspective view of a chair showing my new design;
FIG. 2 is a front perspective view thereof,
FIG. 3 is a left side perspective view thereof, the right side perspective view being a mirror image thereof; and,
FIG. 4 is a top perspective view thereof.
Unshown portions of the underside and the rear side of the chair form no part of the claimed design.

1 Claim, 4 Drawing Sheets






FIG. 1




FIG. 2




FIG. 3




FIG. 4