



US00D572911S

(12) **United States Design Patent**
Donat

(10) **Patent No.:** **US D572,911 S**
(45) **Date of Patent:** **** *Jul. 15, 2008**

(54) **DISPLAY BOARD**

(76) Inventor: **Donna Donat**, 311 E. Baltimore Ave.,
Media, PA (US) 19063

(*) Notice: This patent is subject to a terminal disclaimer.

(**) Term: **14 Years**

(21) Appl. No.: **29/250,530**

(22) Filed: **Nov. 17, 2006**

(51) **LOC (8) Cl.** **06-07**

(52) **U.S. Cl.** **D6/300**

(58) **Field of Classification Search** D6/300-314,
D6/444; D19/86, 90; D20/10; 40/798, 700,
40/790

See application file for complete search history.

(56) **References Cited**

U.S. PATENT DOCUMENTS

D431,911 S	*	10/2000	Napracone	D6/310
D464,808 S	*	10/2002	Martinez	D6/300
D514,822 S	*	2/2006	Robertson	D6/300
D521,916 S	*	5/2006	Spencer	D12/193
2007/0124978 A1	*	6/2007	Donat	40/798

OTHER PUBLICATIONS

Exposures,p. 33, #L.*

* cited by examiner

Primary Examiner—Caron D. Veynar

Assistant Examiner—Sydney R Buffalow

(74) *Attorney, Agent, or Firm*—Fox Rothschild LLP

(57) **CLAIM**

The ornamental design for a display board, as shown.

DESCRIPTION

FIG. 1 is a front elevation view of a display board according to an embodiment of the invention.

FIG. 2 is a rear elevation view of a display board according to an embodiment of the invention.

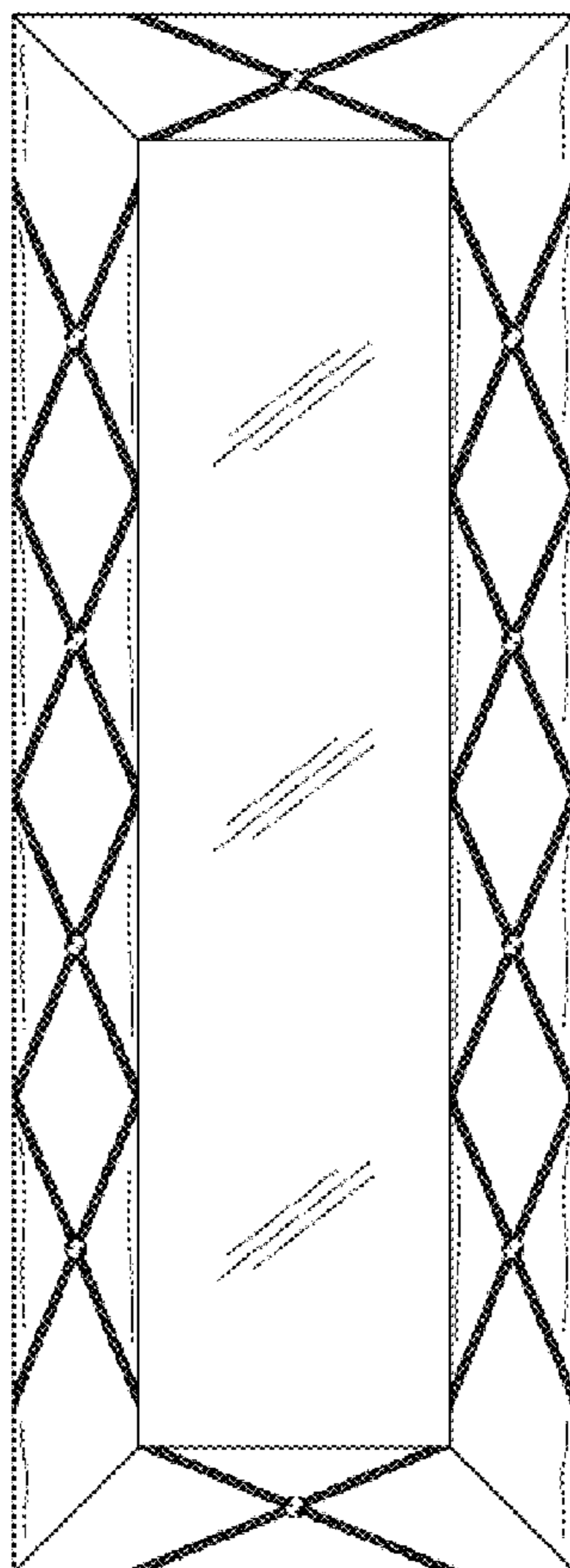
FIG. 3 is a right side elevation view of a display board according to an embodiment of the invention.

FIG. 4 is a left side elevation view of a display board according to an embodiment of the invention.

FIG. 5 is a top plan view of a display board according to an embodiment of the invention; and,

FIG. 6 is a bottom plan view of a display board according to an embodiment of the invention.

1 Claim, 2 Drawing Sheets



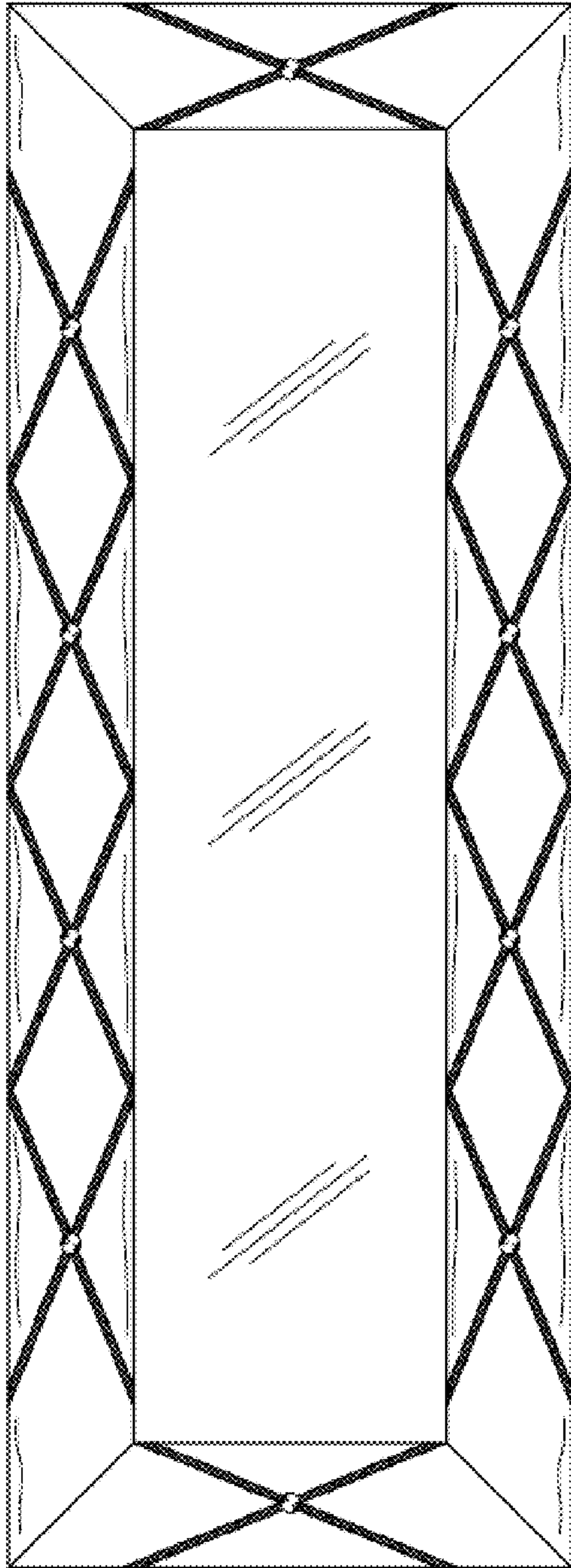


Fig. 1




Fig. 2




Fig. 3



Fig. 4




Fig. 5



Fig. 6