



US00D572907S

(12) **United States Design Patent**  
**Byrne**

(10) **Patent No.:** **US D572,907 S**  
(45) **Date of Patent:** **\*\* Jul. 15, 2008**

(54) **REMOVABLE GRIP SLEEVE FOR A PAINT BRUSH**

D492,122 S \* 6/2004 Woodnorth et al. .... D4/138  
\* cited by examiner

(75) Inventor: **James M. Byrne**, Wooster, OH (US)

*Primary Examiner*—Cathron Brooks  
*Assistant Examiner*—Lavone D Tabor

(73) Assignee: **The Wooster Brush Company**,  
Wooster, OH (US)

(74) *Attorney, Agent, or Firm*—Renner, Otto, Boisselle &  
Sklar, LLP

(\*\*) Term: **14 Years**

(57) **CLAIM**

(21) Appl. No.: **29/282,591**

The ornamental design for a removable grip sleeve for a paint brush, as shown and described.

(22) Filed: **Jul. 25, 2007**

(51) **LOC (8) Cl.** ..... **04-99**

(52) **U.S. Cl.** ..... **D4/199**

(58) **Field of Classification Search** ..... D4/121,  
D4/132, 135, 199; 15/159.1, 160, 168, 171–174,  
15/190, 191.1, 192–195; 16/430  
See application file for complete search history.

**DESCRIPTION**

FIG. 1 is a perspective view of a removable grip sleeve for a paint brush showing my new design inserted over the handle of a paint brush.

FIG. 2 is a front elevation view of the grip sleeve of FIG. 1, the back elevation view being a mirror image.

FIG. 3 is a side elevation view of FIG. 2, the opposite side being a mirror image; and,

FIG. 4 is a top plan view of FIG. 2.

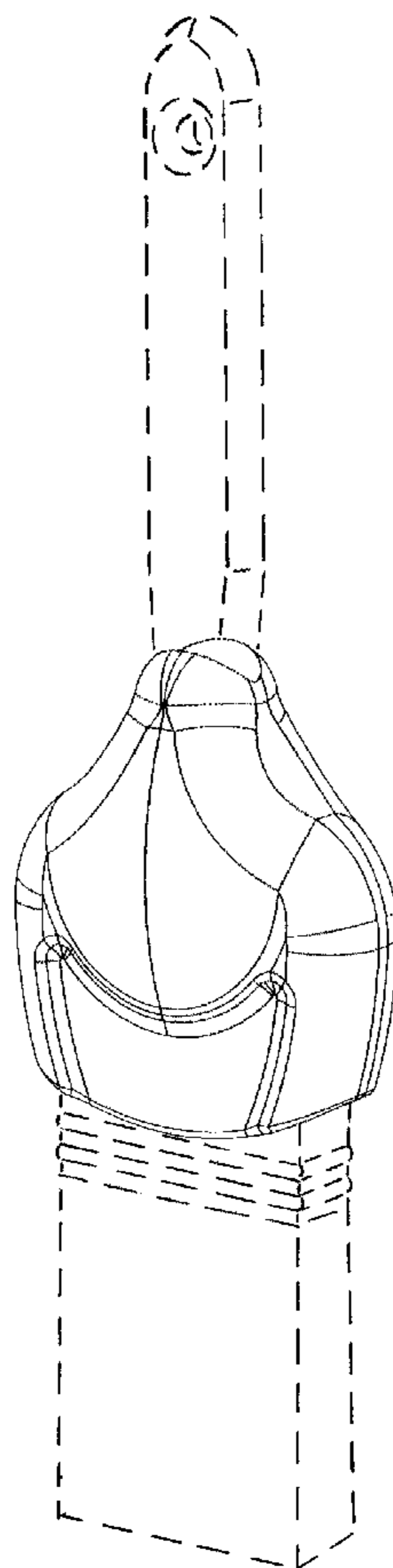
The broken line showing of portions of a paint brush in FIG. 1 is for illustrative purposes only and forms no part of the claimed design.

(56) **References Cited**

**U.S. PATENT DOCUMENTS**

4,887,327 A	12/1989	Meimeteas	
6,138,313 A	10/2000	Barton et al.	
D439,417 S	3/2001	Woodnorth et al.	
D450,459 S	11/2001	Woodnorth et al.	
D464,802 S *	10/2002	Woodnorth et al. ....	D14/135

**1 Claim, 2 Drawing Sheets**



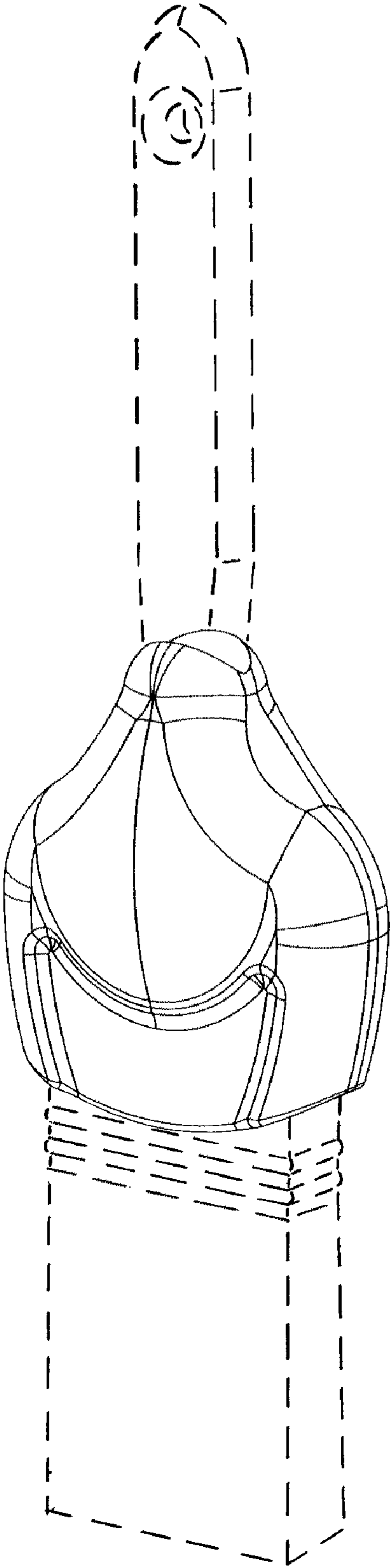


FIG. 1

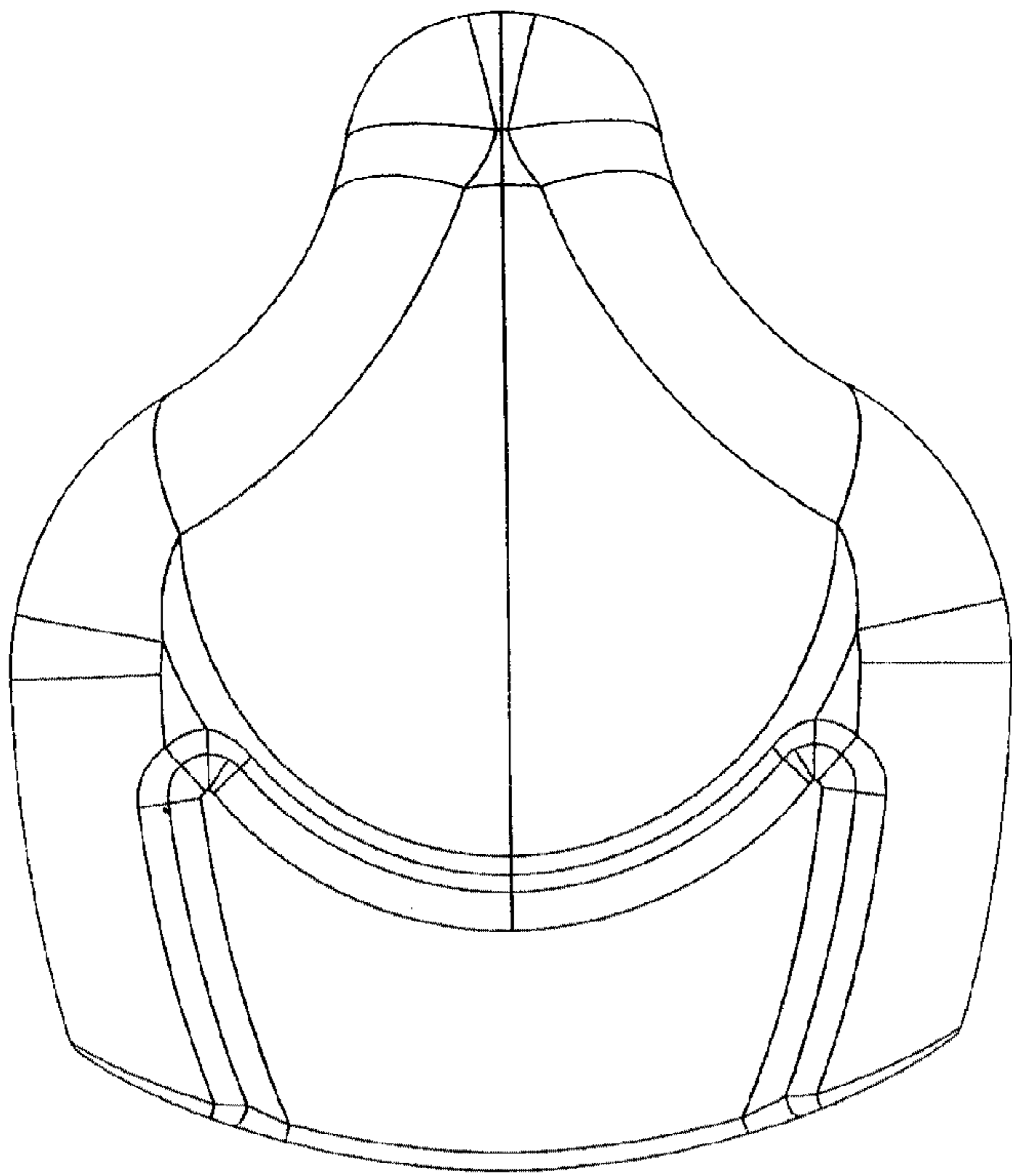


FIG. 2

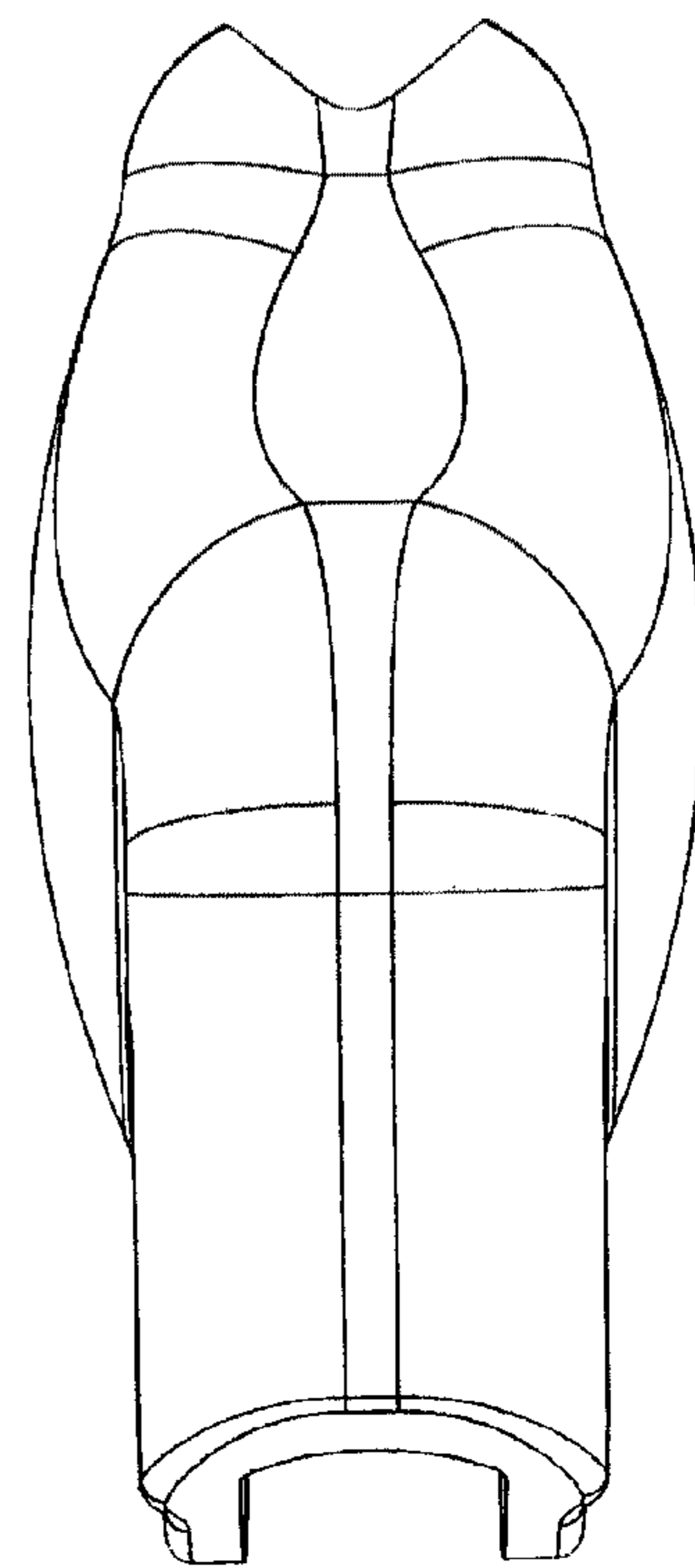


FIG. 3

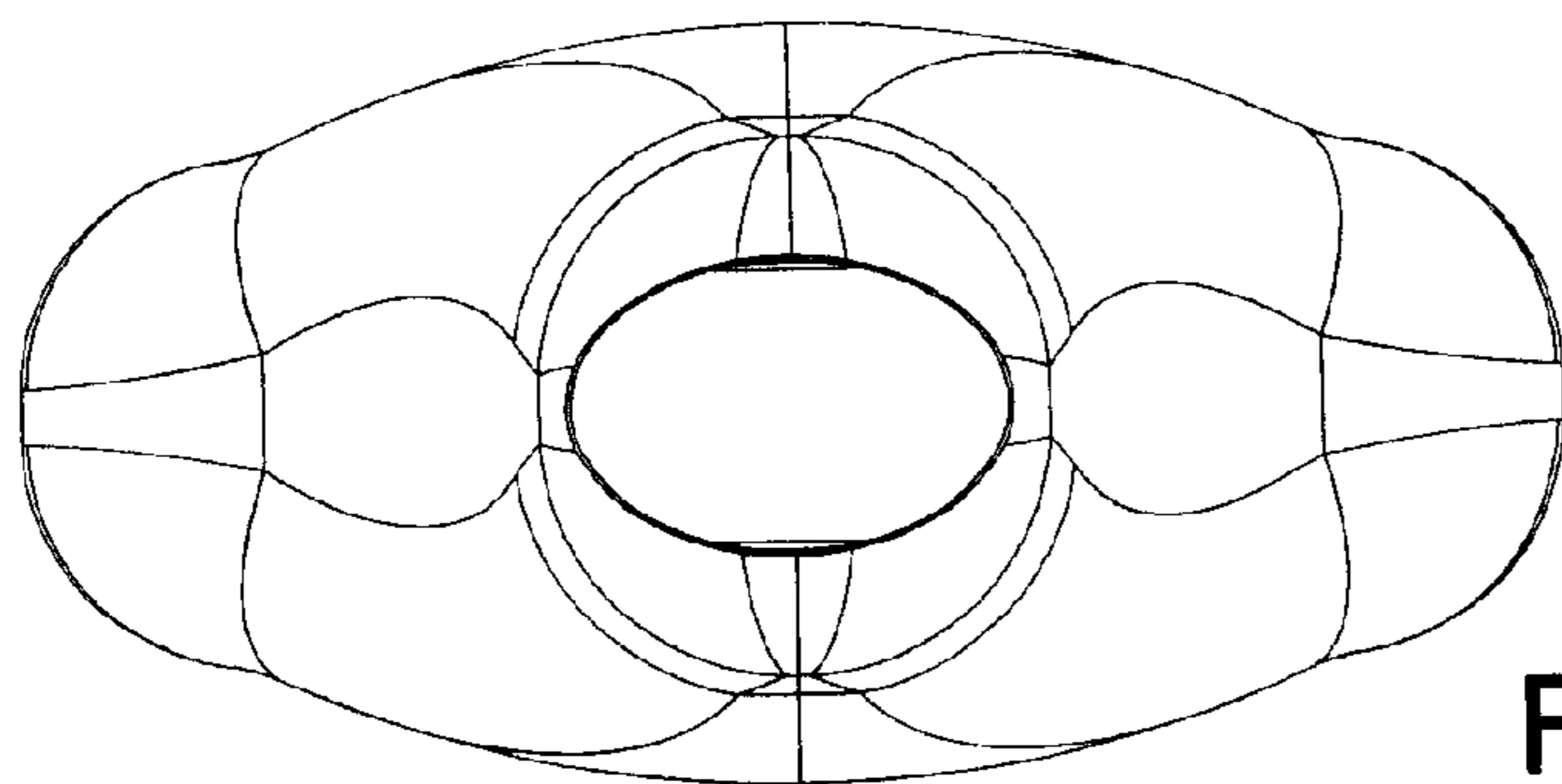


FIG. 4