



US00D572896S

(12) **United States Design Patent**
Choi

(10) **Patent No.:** **US D572,896 S**
(45) **Date of Patent:** **** Jul. 15, 2008**

(54) **FOOTWEAR**

(75) Inventor: **Sandra Choi**, London (GB)

(73) Assignee: **J. Choo Limited**, London (GB)

(**) Term: **14 Years**

(21) Appl. No.: **29/286,891**

(22) Filed: **May 21, 2007**

(30) **Foreign Application Priority Data**

Nov. 22, 2006 (EM) 000628870-0001

(51) **LOC (8) Cl.** **02-99**

(52) **U.S. Cl.** **D2/971**

(58) **Field of Classification Search** D2/916-918,
D2/925-945, 971, 964, 965, 969; 36/1, 11.5,
36/9 R, 24.5, 34 R-34 B

See application file for complete search history.

(56) **References Cited**

U.S. PATENT DOCUMENTS

D114,633 S	5/1939	Delman	
D117,937 S	12/1939	Sholtz	
D119,326 S *	3/1940	Fein et al.	D2/927
D119,573 S *	3/1940	Zuckerman	D2/927
D121,193 S *	6/1940	Nutt	D2/965
D121,195 S *	6/1940	Nutt	D2/965
D121,467 S *	7/1940	Calderazzo	D2/927
2,299,840 A *	10/1942	Merritt	36/34 B
2,343,701 A *	3/1944	Pickens	36/11.5
D142,507 S *	10/1945	Wolock	D2/927
D145,816 S *	10/1946	Payne	D2/927

2,510,236 A *	6/1950	Kutcher	36/11.5
D254,457 S *	3/1980	Finn	D2/927
4,245,407 A *	1/1981	Mazabras	36/34 R
D268,966 S	5/1983	Smith	
D499,240 S	12/2004	Kuo	
D554,353 S *	11/2007	Guers-Neyrud	D2/971
D561,459 S *	2/2008	Weitzman	D2/971

OTHER PUBLICATIONS

Vintage shoe, photograph, taken on Feb. 1, 2007.
U.S. Appl. No. 29/286,890, filed May 21, 2007.

* cited by examiner

Primary Examiner—Dominic Simone

(74) *Attorney, Agent, or Firm*—Fross Zelnick Lehrman &
Zissu, P.C.; Lawrence E. Apolzon, Esq

(57) **CLAIM**

The ornamental design for footwear, as shown and described.

DESCRIPTION

FIG. 1 is a front perspective view of a shoe showing my footwear design;

FIG. 2 is a left side view of the footwear shown in FIG. 1;

FIG. 3 is a right side view of the footwear shown in FIG. 1;

FIG. 4 is a front view of the footwear shown in FIG. 1;

FIG. 5 is a rear view of the footwear shown in FIG. 1; and,

FIG. 6 is a top view of the footwear shown in FIG. 1.

The broken line showing of the mini-heel, sole, buckle, buckle holes, and portion of the strap is for illustrative purposes only and forms no part of the claimed design.

1 Claim, 6 Drawing Sheets





FIG. 1



FIG. 2



FIG. 3

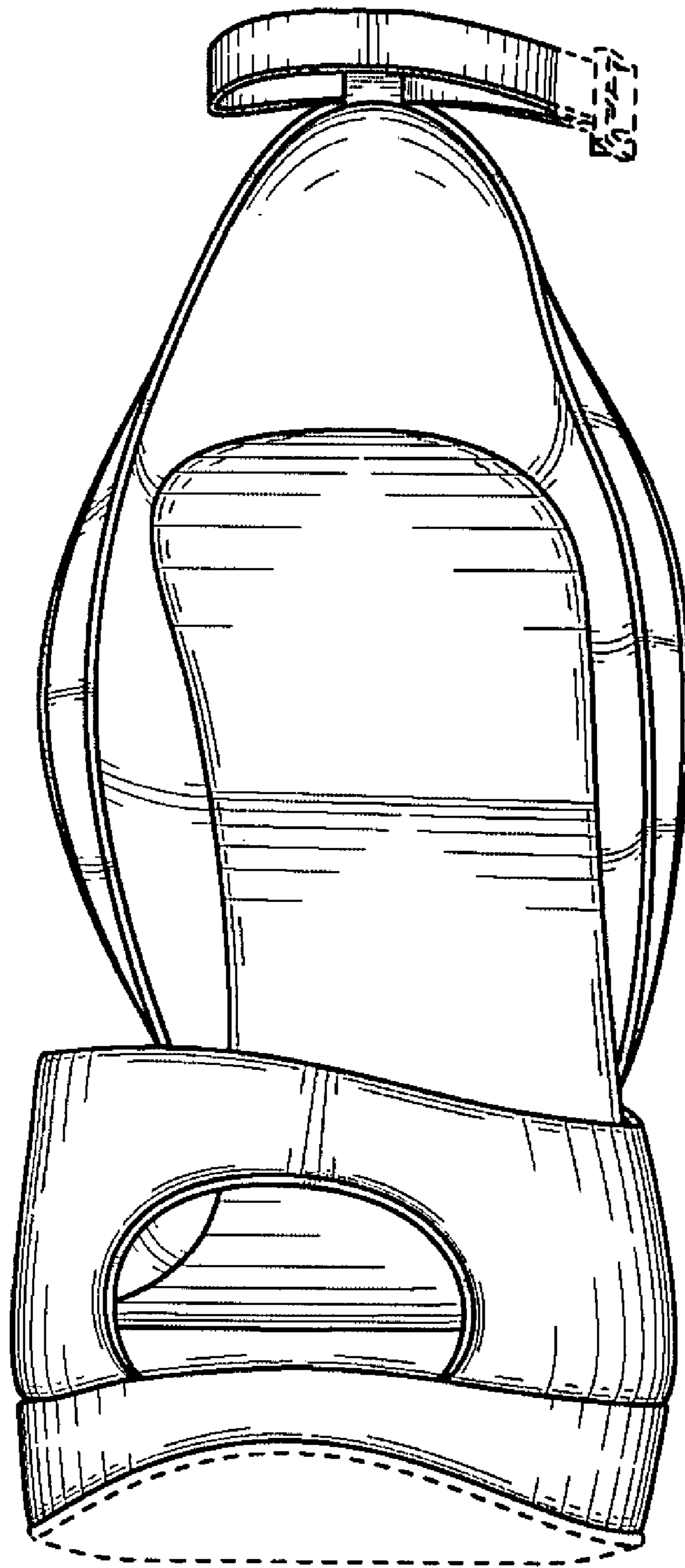


FIG. 4

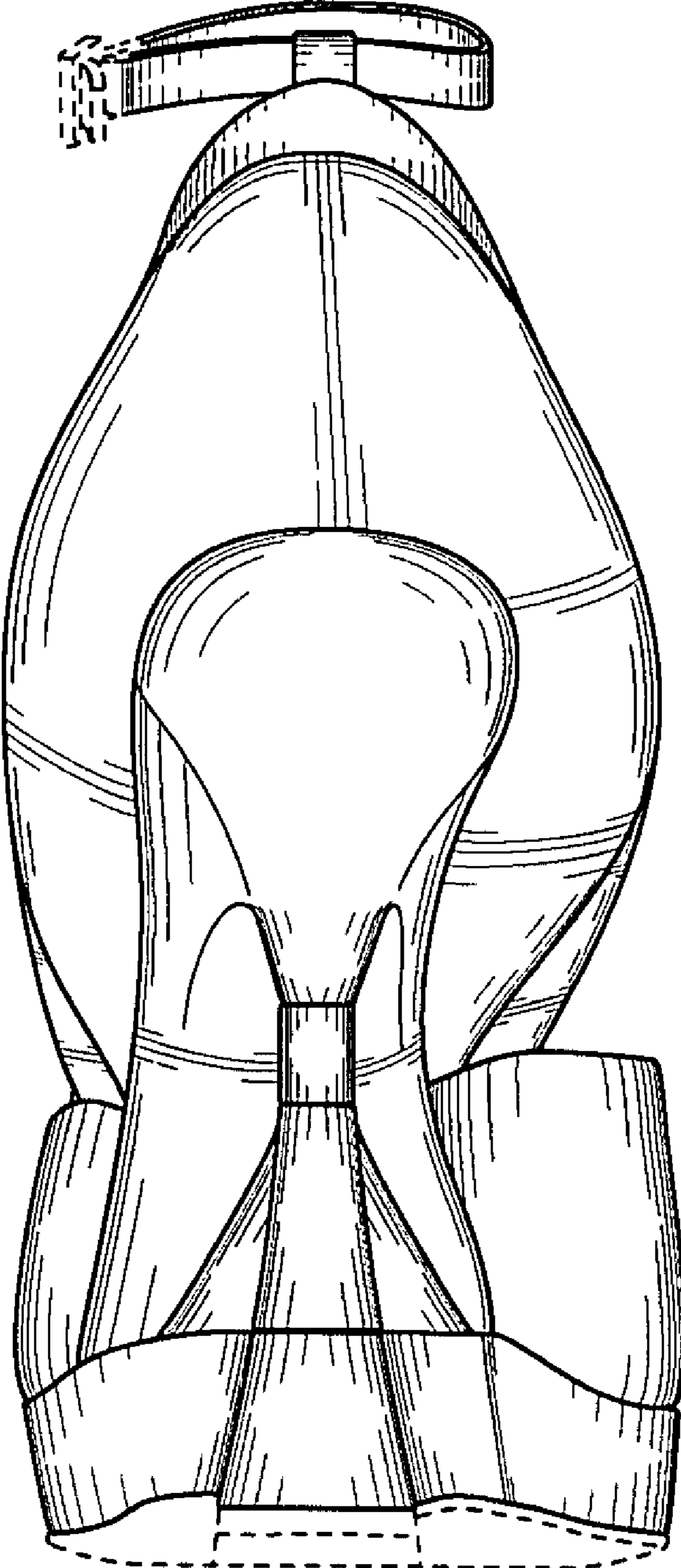


FIG. 5

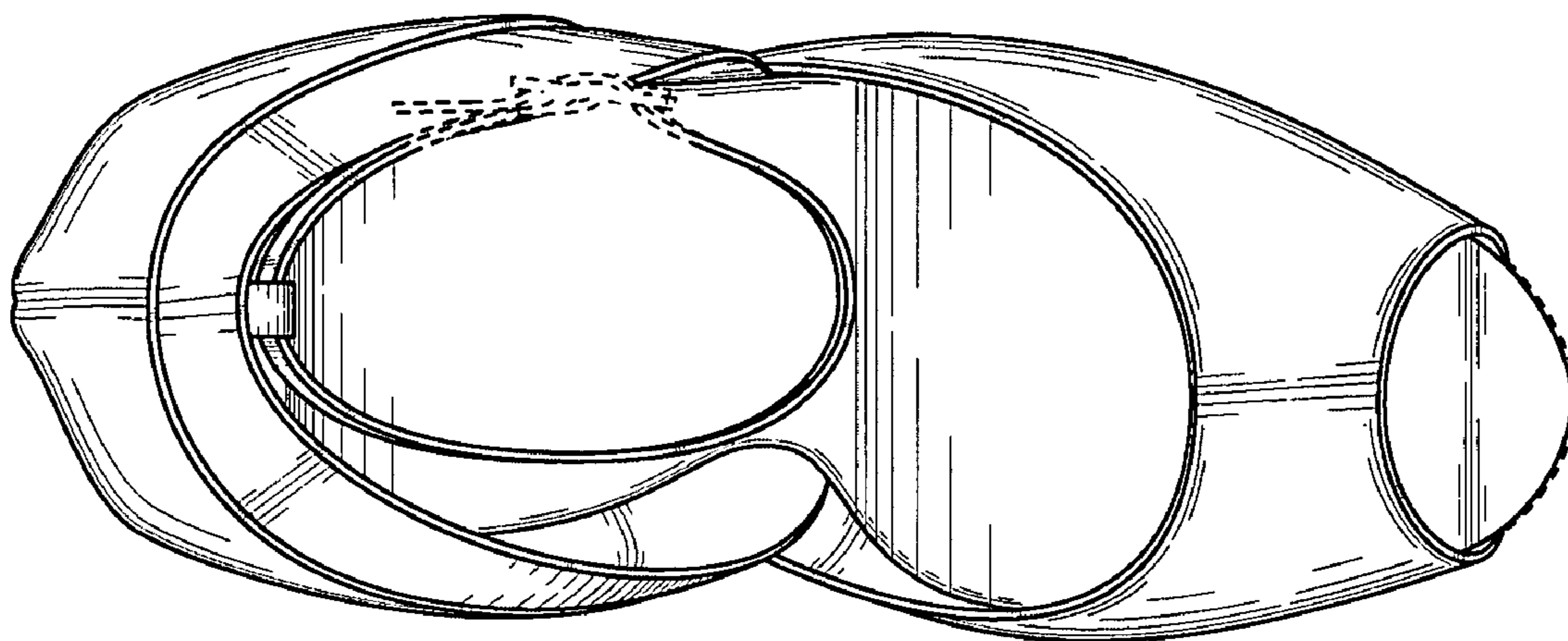


FIG. 6