



US00D572882S

(12) **United States Design Patent**
VanLeuven

(10) **Patent No.:** **US D572,882 S**
(45) **Date of Patent:** **** Jul. 15, 2008**

(54) **SANDAL**

D450,178 S * 11/2001 Boncutter D2/917

(76) **Inventor:** **Cole VanLeuven**, 1720 E. Broadway
Rd., #1154, Tempe, AZ (US) 85282

* cited by examiner

(**) **Term:** **14 Years**

Primary Examiner—Stella M. Reid
Assistant Examiner—Rashida C McCoy
(74) *Attorney, Agent, or Firm*—Workman Nydegger

(21) **Appl. No.:** **29/283,791**

(57) **CLAIM**

(22) **Filed:** **Aug. 23, 2007**

The ornamental design for a sandal, as shown and described.

(51) **LOC (8) Cl.** **02-04**

(52) **U.S. Cl.** **D2/917**

(58) **Field of Classification Search** D2/896,
D2/900, 916–918, 961, 969; 36/45, 11.5,
36/8.1, 77 M, 77 R

DESCRIPTION

See application file for complete search history.

FIG. 1 is a top perspective view of a sandal showing my new design;

FIG. 2 is a bottom perspective view thereof;

FIG. 3 is a top view thereof;

FIG. 4 is a side view thereof;

FIG. 5 is an opposing side view thereof, of that shown in FIG. 4;

FIG. 6 is a front view thereof; and,

FIG. 7 is a rear view thereof.


The broken lines shown in FIGS. 1–7 are shown for environmental purposes only and form no part of the claimed design.

(56) **References Cited**

U.S. PATENT DOCUMENTS

D247,657 S *	4/1978	York, Jr.	D2/917
4,226,031 A	10/1980	Wong		
D260,570 S *	9/1981	Wong	D2/917
D260,571 S	9/1981	Greenblatt et al.		
D269,305 S *	6/1983	Nakao et al.	D2/916
4,419,836 A	12/1983	Wong		
D332,515 S *	1/1993	Middleton	D2/917
D450,177 S *	11/2001	Boncutter	D2/917

1 Claim, 3 Drawing Sheets



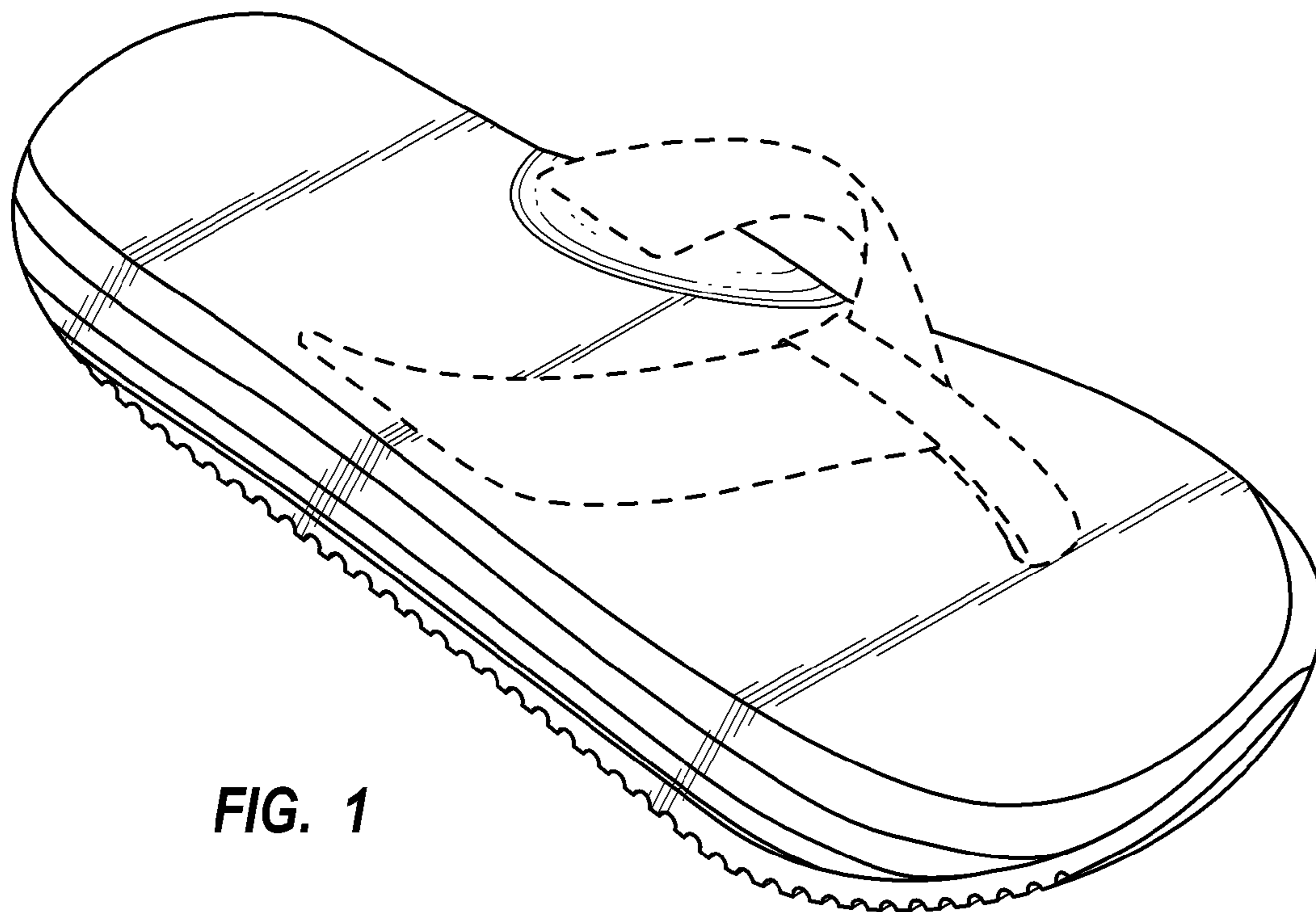


FIG. 1

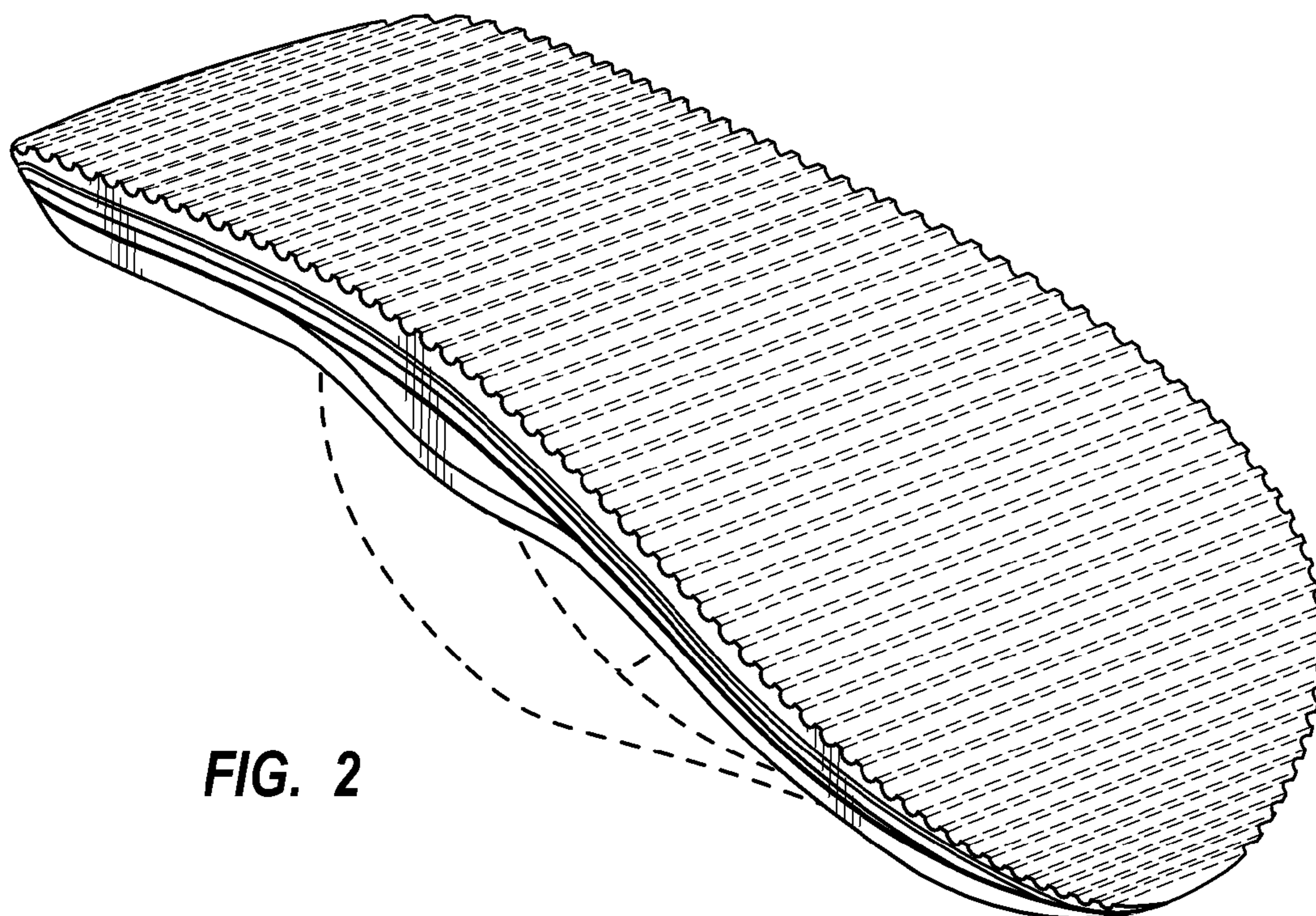


FIG. 2

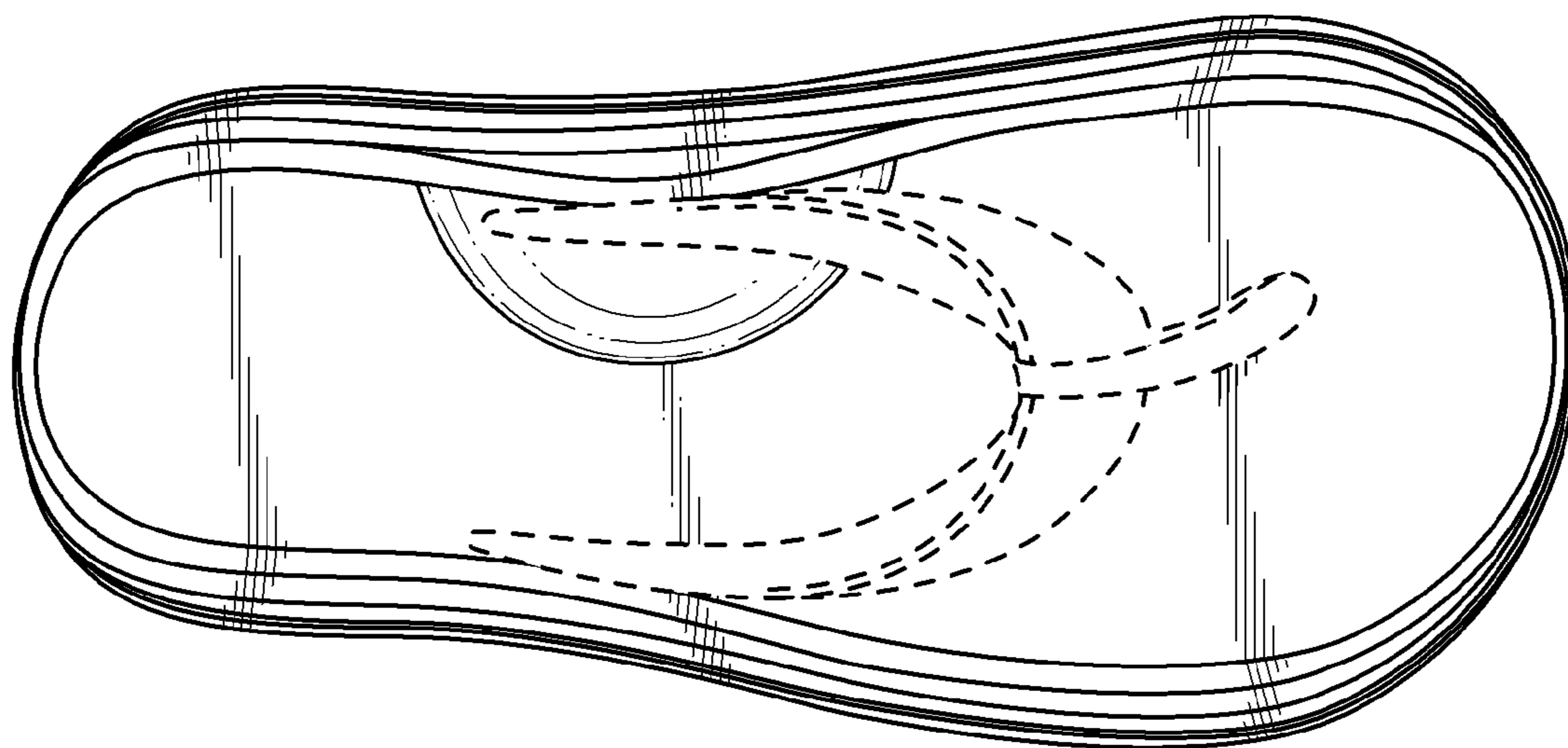


FIG. 3




FIG. 4




FIG. 5




FIG. 6

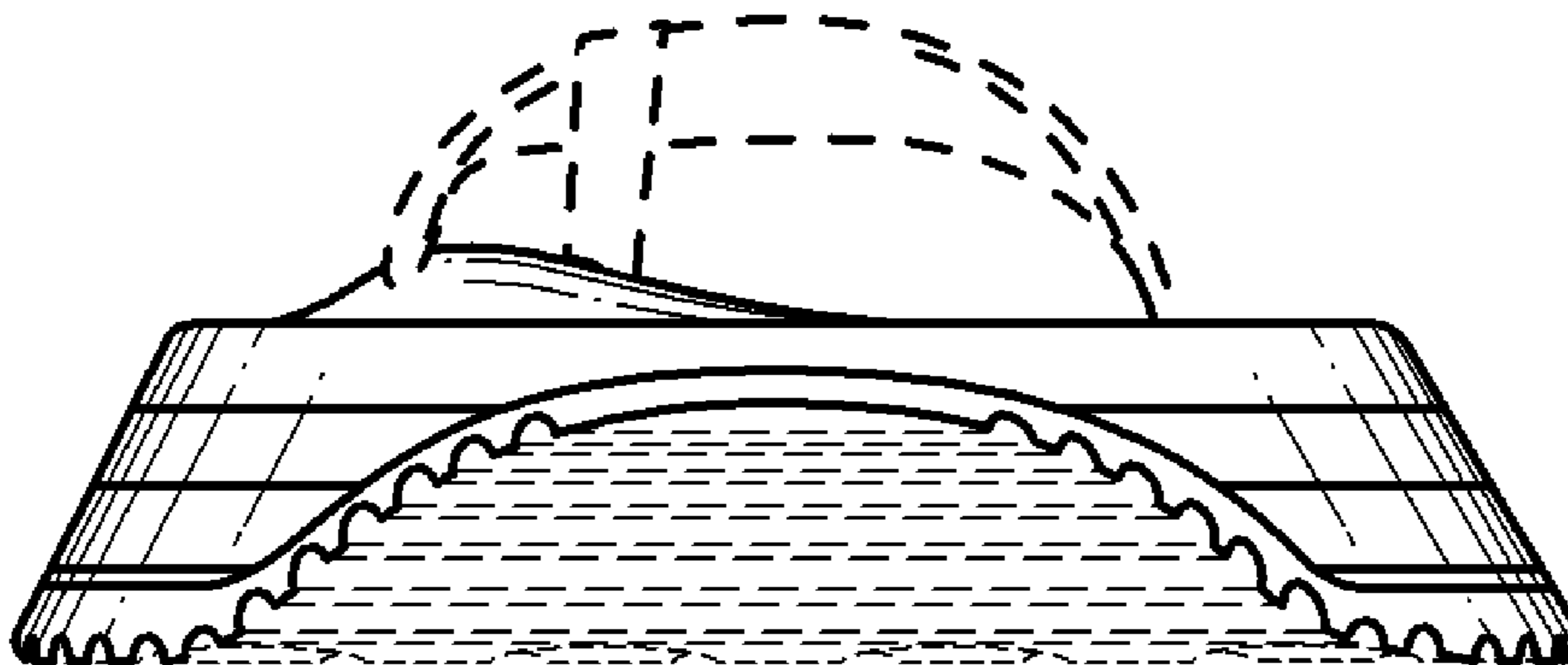


FIG. 7