



US00D572881S

(12) **United States Design Patent**
Ringholz

(10) **Patent No.:** **US D572,881 S**
(45) **Date of Patent:** **** Jul. 15, 2008**

(54) **FOOTWEAR HEEL WRAP**

(75) Inventor: **Ryan Ringholz**, Mill Valley, CA (US)

(73) Assignee: **Deckers Outdoor Corporation**, Goleta, CA (US)

(**) Term: **14 Years**

(21) Appl. No.: **29/291,618**

(22) Filed: **Sep. 7, 2007**

(51) **LOC (8) Cl.** **02-04**

(52) **U.S. Cl.** **D2/915; D2/964; D2/946**

(58) **Field of Classification Search** D2/896,
D2/897, 909-911, 915, 946, 964, 965, 968,
D2/970-972; 36/83, 84, 88, 92, 105, 136,
36/34 R, 36 R, 42, 82

See application file for complete search history.

(56) **References Cited**

U.S. PATENT DOCUMENTS

D29,750 S *	11/1898	Morton et al.	D2/961
D278,184 S *	4/1985	Cross	D2/915
D374,336 S *	10/1996	de Silva et al.	D2/915
D466,276 S *	12/2002	Tomczak	D2/964

D495,854 S *	9/2004	Francis	D2/915
D527,872 S *	9/2006	Choi	D2/910
D538,014 S *	3/2007	Choi	D2/910
D566,959 S *	4/2008	Lamont	D2/972
D566,960 S *	4/2008	Rivas et al.	D2/972

* cited by examiner

Primary Examiner—Stella M. Reid

Assistant Examiner—Keli L Acker

(74) *Attorney, Agent, or Firm*—Greer, Burns & Crain, Ltd.

(57) **CLAIM**

The ornamental design for a footwear heel wrap, as shown and described.

DESCRIPTION

FIG. 1 is a bottom perspective view of a footwear heel wrap showing my new design;

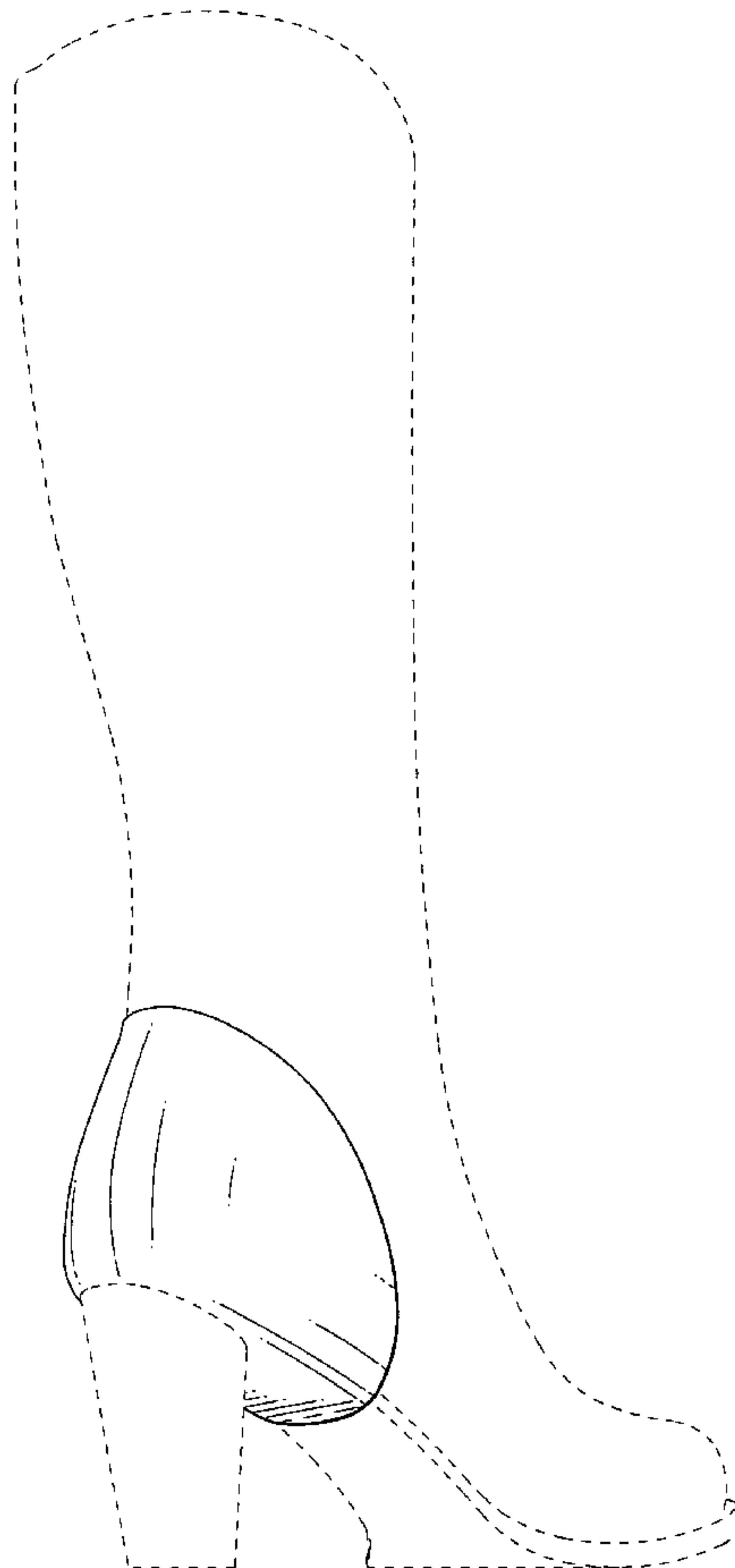
FIG. 2 is a lateral side elevational view thereof;

FIG. 3 is a rear elevational view thereof; and,

FIG. 4 is a bottom plan view thereof.

The broken lines in FIGS. 1-4 represent portions of the footwear that form no part of the claimed design.

1 Claim, 4 Drawing Sheets



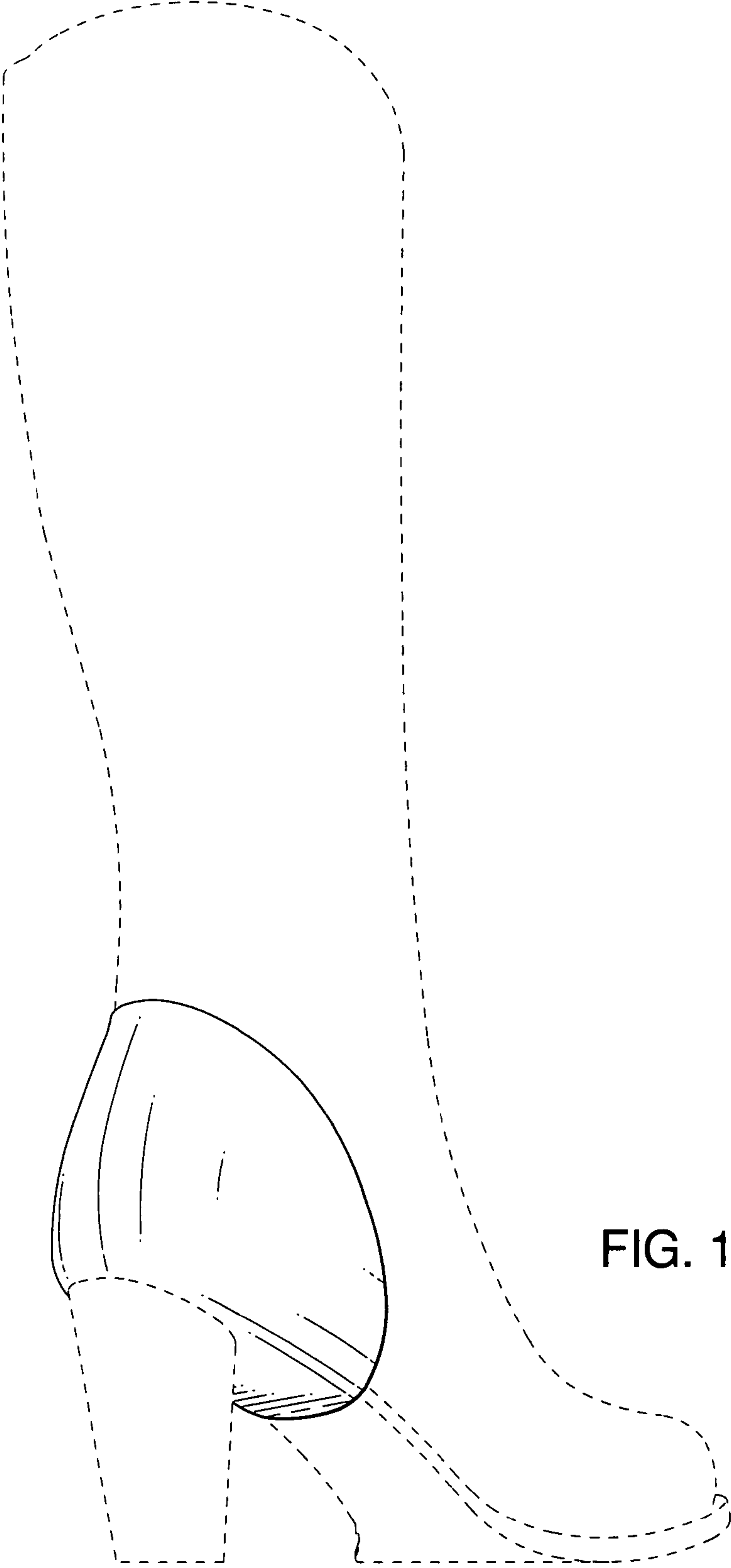


FIG. 1

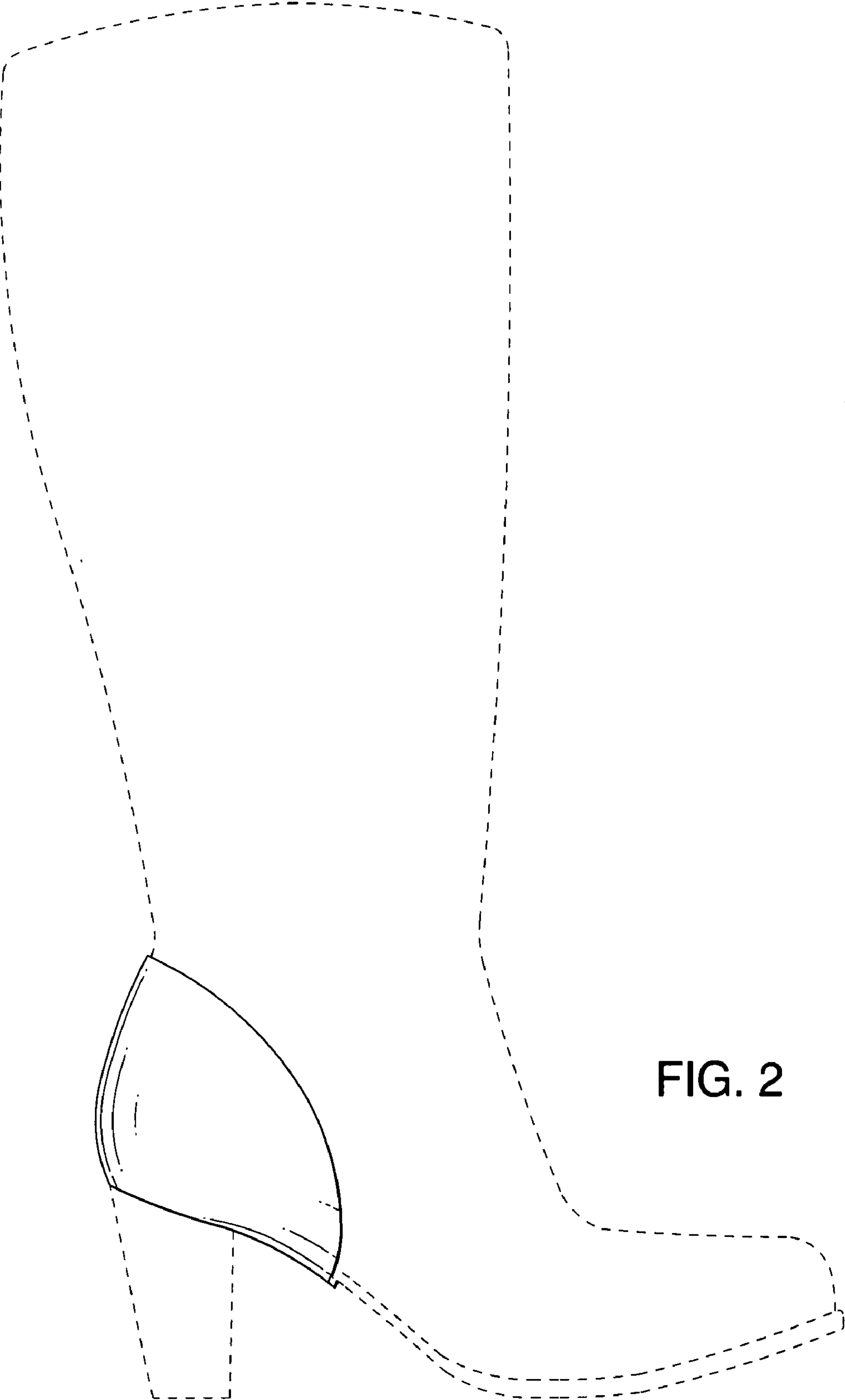


FIG. 2

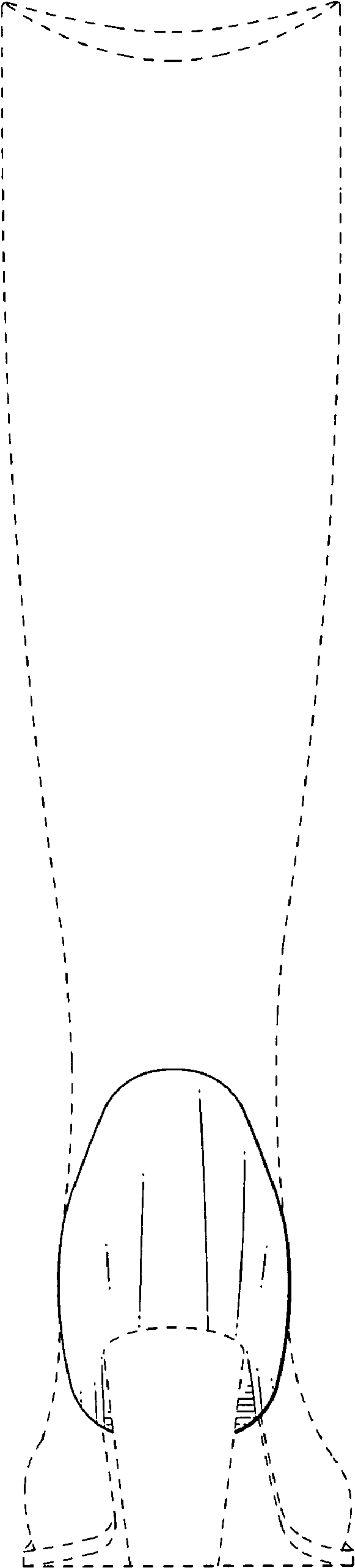


FIG. 3

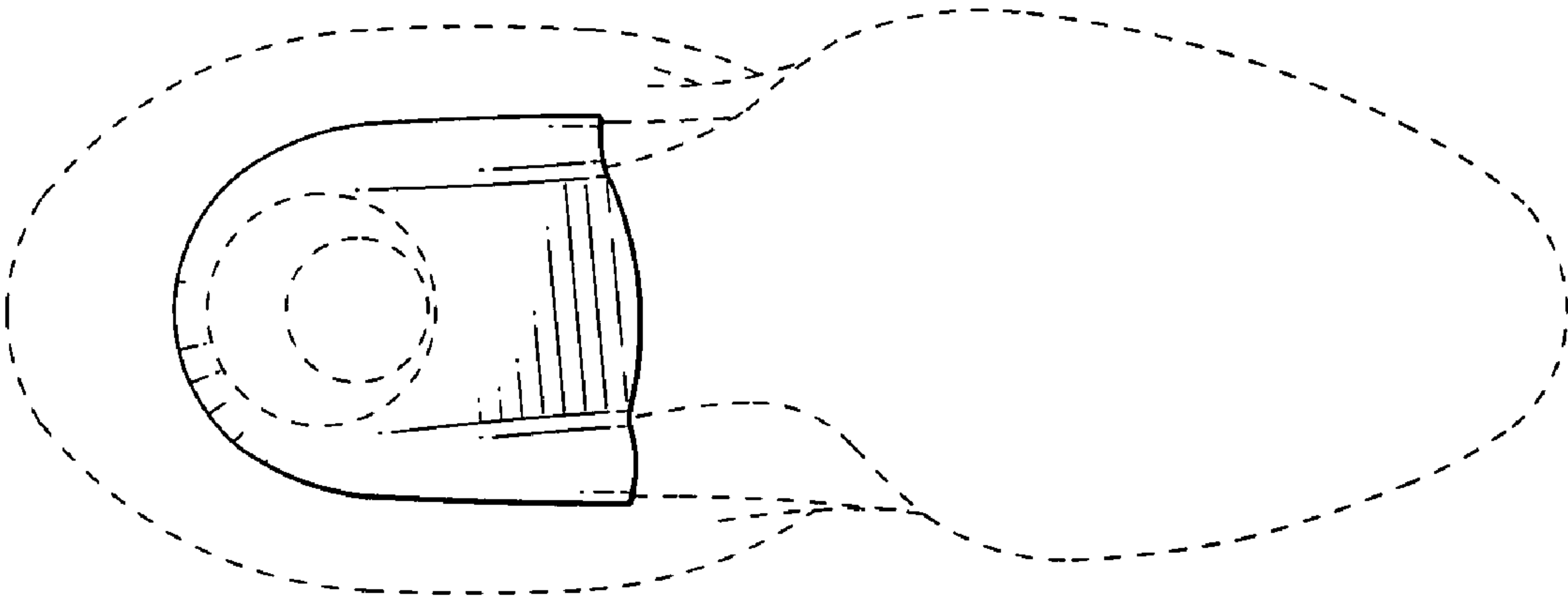


FIG. 4