



US00D572874S

(12) **United States Design Patent**
Moravsky et al.

(10) **Patent No.:** **US D572,874 S**
(45) **Date of Patent:** **** Jul. 8, 2008**

(54) **HOOK**

(75) Inventors: **Steven Moravsky**, Sherman, CT (US);
Yuan Fang Cheng, Forest Hills, NY (US)

(73) Assignee: **Allway Tools, Inc.**, Bronx, NY (US)

(**) Term: **14 Years**

(21) Appl. No.: **29/286,404**

(22) Filed: **May 4, 2007**

(51) **LOC (8) Cl.** **07-07**

(52) **U.S. Cl.** **D32/54**

(58) **Field of Classification Search** D32/54,
D32/53, 53.1, 35; 248/211; D8/373; 220/697,
220/736, 755; 224/677, 148.4-148.7; D9/443;
D7/622; 401/15

See application file for complete search history.

(56) **References Cited**

U.S. PATENT DOCUMENTS

775,526 A * 11/1904 Dunbar 248/111
1,220,717 A * 3/1917 Bennett 248/227.2
D112,262 S * 11/1938 Wackwitz D32/54

3,203,658 A * 8/1965 Brown 248/211
3,285,482 A * 11/1966 Bedsaul, Sr. 224/268
3,627,245 A * 12/1971 Lewis 248/103
4,787,586 A * 11/1988 Crain 248/210
4,919,317 A * 4/1990 Luedtke 224/576
6,250,595 B1 * 6/2001 Campbell 248/211
6,474,607 B1 * 11/2002 Wilson 248/211
6,585,204 B1 * 7/2003 Haertzen 248/211

* cited by examiner

Primary Examiner—Cathron Brooks

Assistant Examiner—Kevin K Rudzinski

(74) *Attorney, Agent, or Firm*—Gottlieb, Rackman & Reisman, P.C.

(57) **CLAIM**

The ornamental design for a hook, as shown and described.

DESCRIPTION

FIG. 1 is a perspective view of the hook;

FIG. 2 is a right side elevational view thereof;

FIG. 3 is a rear elevational view thereof;

FIG. 4 is a top plan view thereof; and,

FIG. 5 is a left side elevational view thereof.

1 Claim, 2 Drawing Sheets

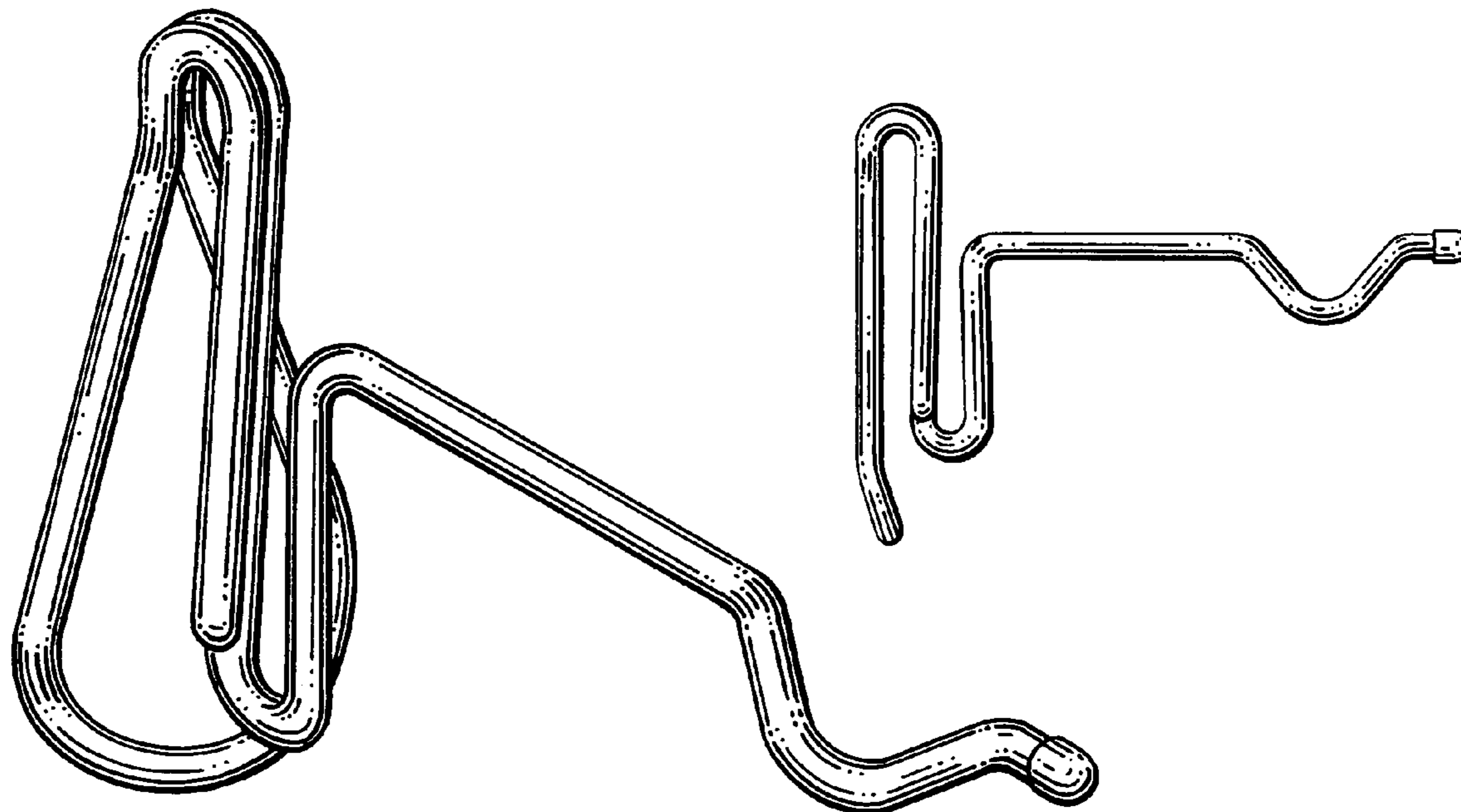
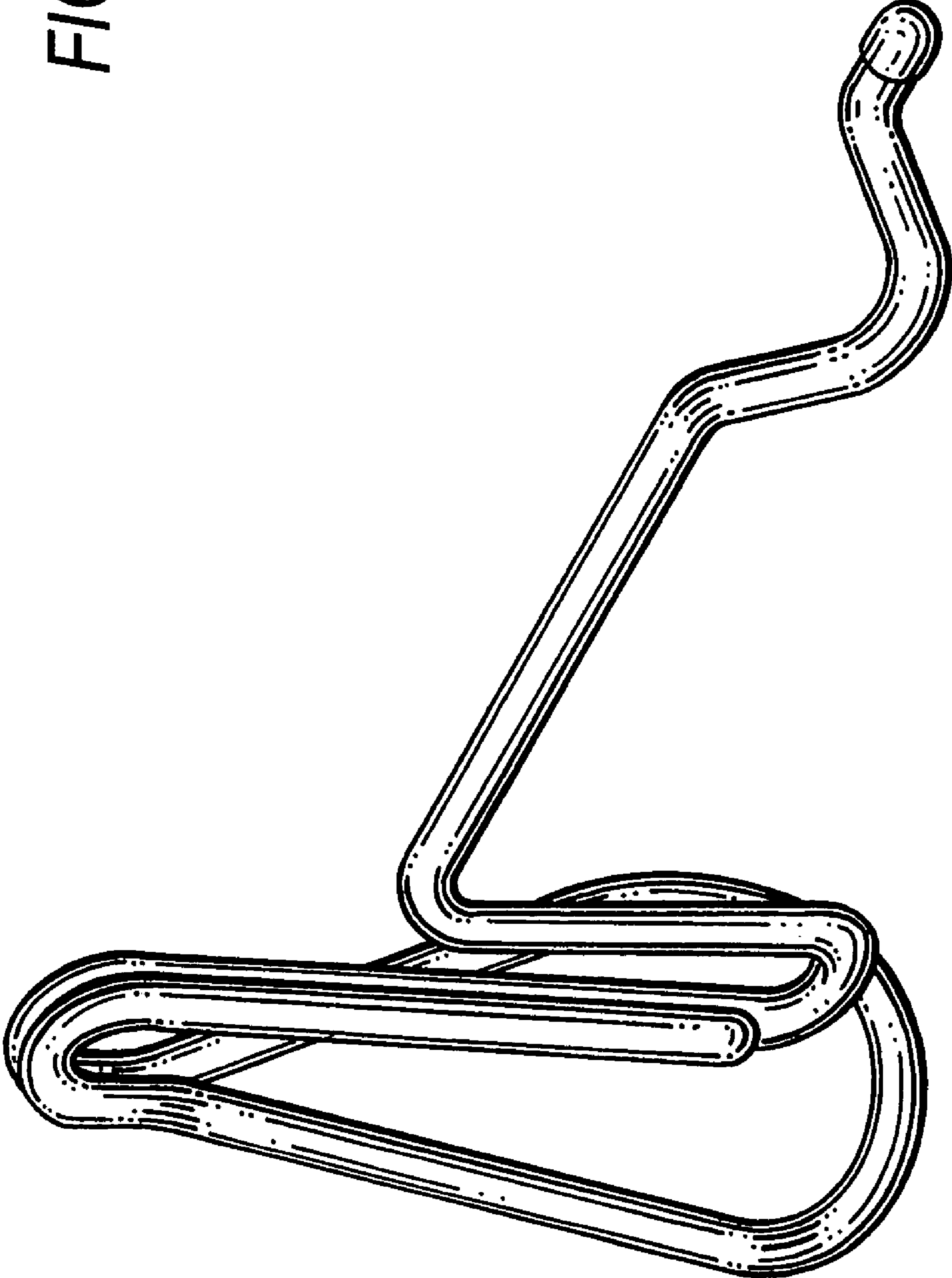


FIG. 1



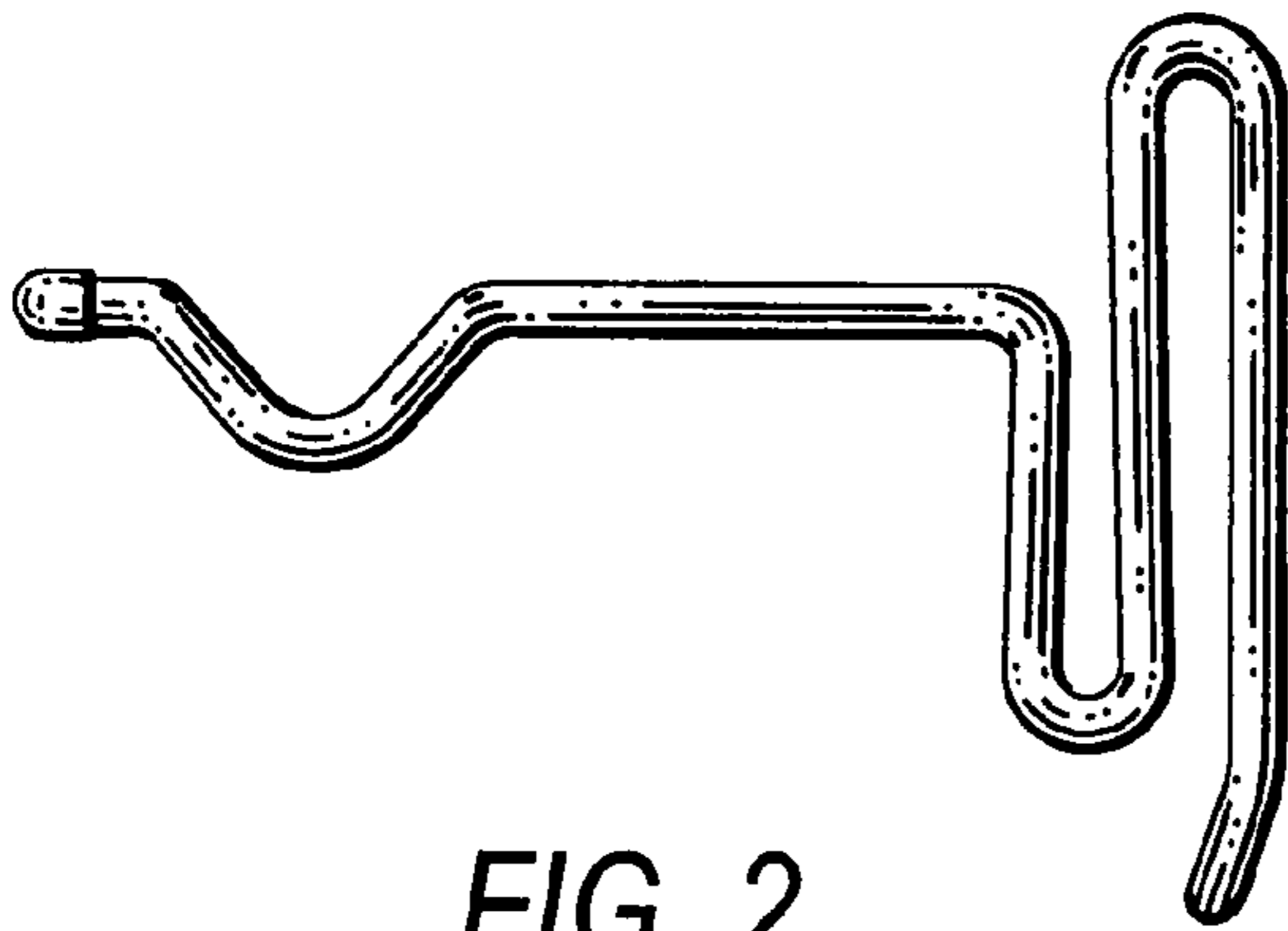


FIG. 2

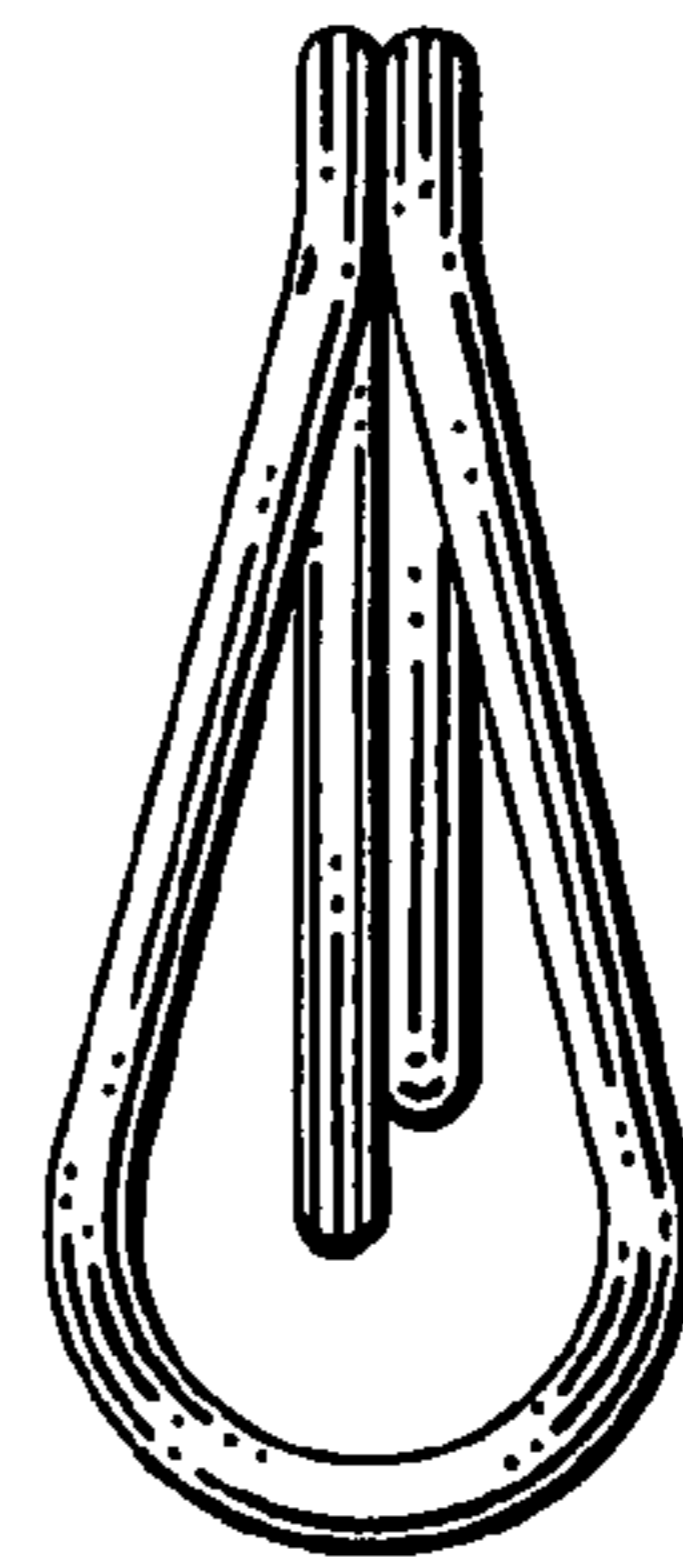


FIG. 3




FIG. 4

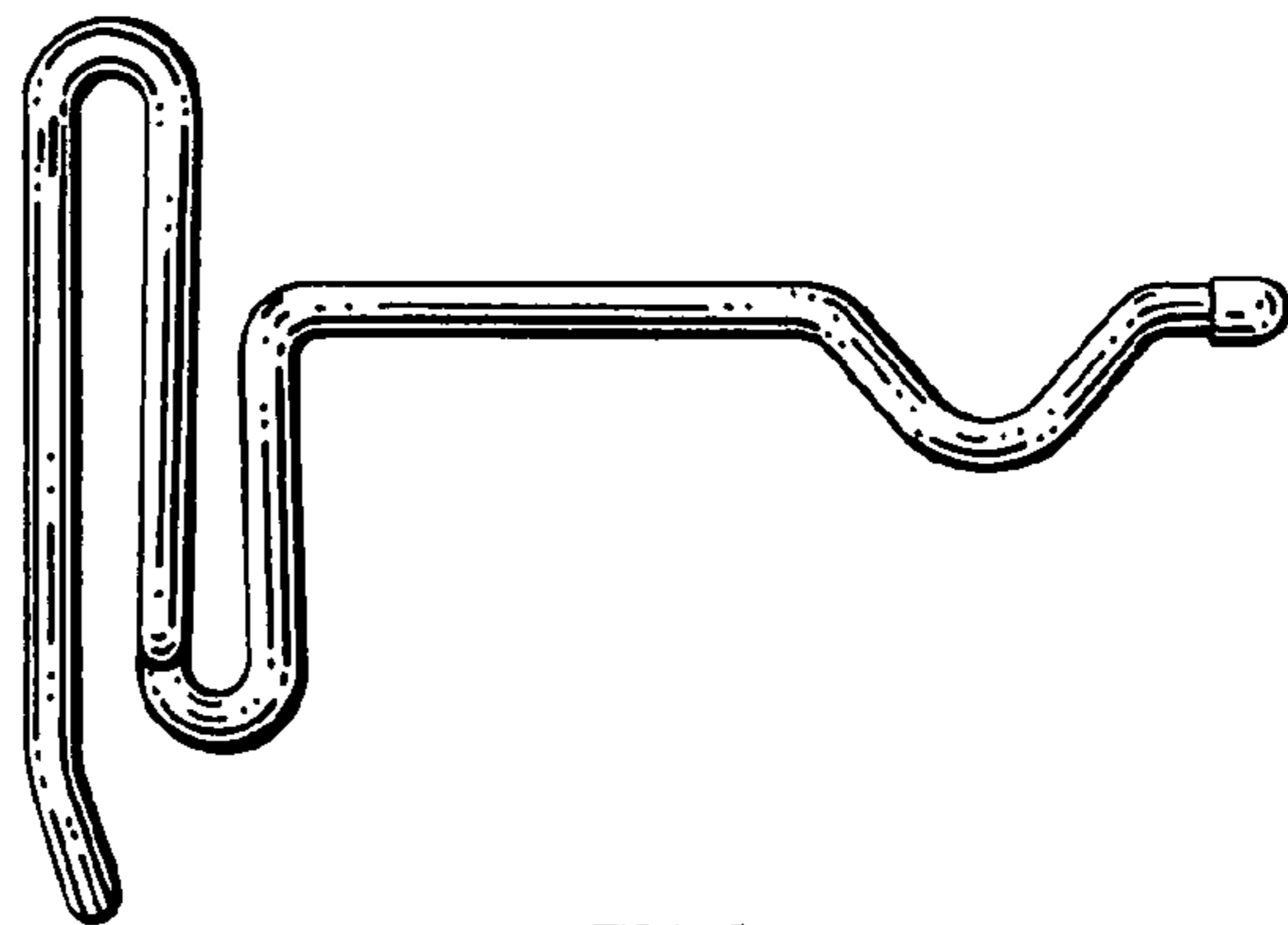


FIG. 5