



US00D572873S

(12) **United States Design Patent**
Hoadley et al.

(10) **Patent No.:** **US D572,873 S**
(45) **Date of Patent:** **** Jul. 8, 2008**

(54) **CLEANING TOOL**

(75) Inventors: **David A. Hoadley**, Racine, WI (US);
Steven A. Zach, Racine, WI (US);
Chrissie M. Smits, Oak Creek, WI (US)

(73) Assignee: **S.C. Johnson & Son, Inc.**, Racine, WI (US)

(**) Term: **14 Years**

(21) Appl. No.: **29/229,382**

(22) Filed: **May 6, 2005**

(51) **LOC (8) Cl.** **04-01**

(52) **U.S. Cl.** **D32/52**

(58) **Field of Classification Search** D32/35,
D32/40, 51, 52; D4/128, 132, 138; D8/80,
D8/94, 97; 15/143.1, 208-9.1, 210.1, 211,
15/234-5, 244.1-244.3, 229.13, 106, 146-7.1,
15/164; 16/110.1

See application file for complete search history.

(56) **References Cited**

U.S. PATENT DOCUMENTS

| | | | | |
|-----------|-----|---------|----------------|-----------|
| 823,725 | A | 6/1906 | Hayden | |
| 1,673,472 | A * | 6/1928 | Sands | 15/229.13 |
| 1,917,747 | A * | 7/1933 | Wozar | 15/146 |
| 1,978,748 | A | 10/1934 | Gregory | |
| 2,185,873 | A | 1/1940 | Underhill | |
| 2,677,840 | A * | 5/1954 | Morton | D32/42 |
| 2,877,482 | A | 3/1959 | Roy | |
| D193,174 | S * | 7/1962 | Huxtable | D4/138 |
| D198,742 | S * | 7/1964 | Bennett | D32/51 |
| 3,406,694 | A | 10/1968 | Odenice | |
| 3,413,673 | A * | 12/1968 | Gewirz | 15/147.1 |
| 4,010,511 | A | 3/1977 | Komatsu | |
| 4,254,738 | A | 3/1981 | Stanley | |
| 4,829,622 | A | 5/1989 | O'Sullivan | |
| 5,426,810 | A * | 6/1995 | Rones | 15/229.13 |
| 5,572,763 | A | 11/1996 | Eguchi | |
| 5,842,488 | A | 12/1998 | Belleau et al. | |
| 5,953,784 | A | 9/1999 | Suzuki et al. | |
| 6,047,435 | A | 4/2000 | Suzuki et al. | |
| 6,202,246 | B1 | 3/2001 | Boucher | |
| 6,298,517 | B1 | 10/2001 | McKay | |

| | | | | |
|--------------|------|---------|------------------|----------|
| 6,315,478 | B1 | 11/2001 | Atkins | |
| D467,435 | S * | 12/2002 | Libman et al. | D4/138 |
| D482,874 | S * | 12/2003 | Dotterman | D4/138 |
| 6,672,313 | B2 | 1/2004 | Battaglia et al. | |
| 6,742,717 | B2 | 6/2004 | Aberegg et al. | |
| 6,742,951 | B2 | 6/2004 | Schultz et al. | |
| 6,813,801 | B2 | 11/2004 | Tanaka et al. | |
| 6,978,509 | B2 * | 12/2005 | Lin | 15/209.1 |
| 2003/0000039 | A1 | 1/2003 | Borcherds | |
| 2006/0123575 | A1 * | 6/2006 | Maloney et al. | 15/144.1 |
| 2006/0171767 | A1 * | 8/2006 | Hoadley et al. | 401/136 |
| 2006/0260082 | A1 * | 11/2006 | Bonilla | 15/147.2 |

FOREIGN PATENT DOCUMENTS

WO WO02/49496 A1 6/2002

* cited by examiner

Primary Examiner—Robin V. Webster
Assistant Examiner—Karen E Kearney

(57) **CLAIM**

The ornamental design for a cleaning tool, as shown and described.

DESCRIPTION

FIG. 1 is perspective view of a first embodiment of cleaning tool incorporating our new design, viewed from in front of, above, and from the left side of the cleaning tool;

FIG. 2 is a left-side elevation view thereof, with the right side being a mirror image of the left side;

FIG. 3 is a top plan view thereof;

FIG. 4 is a rear elevation view thereof;

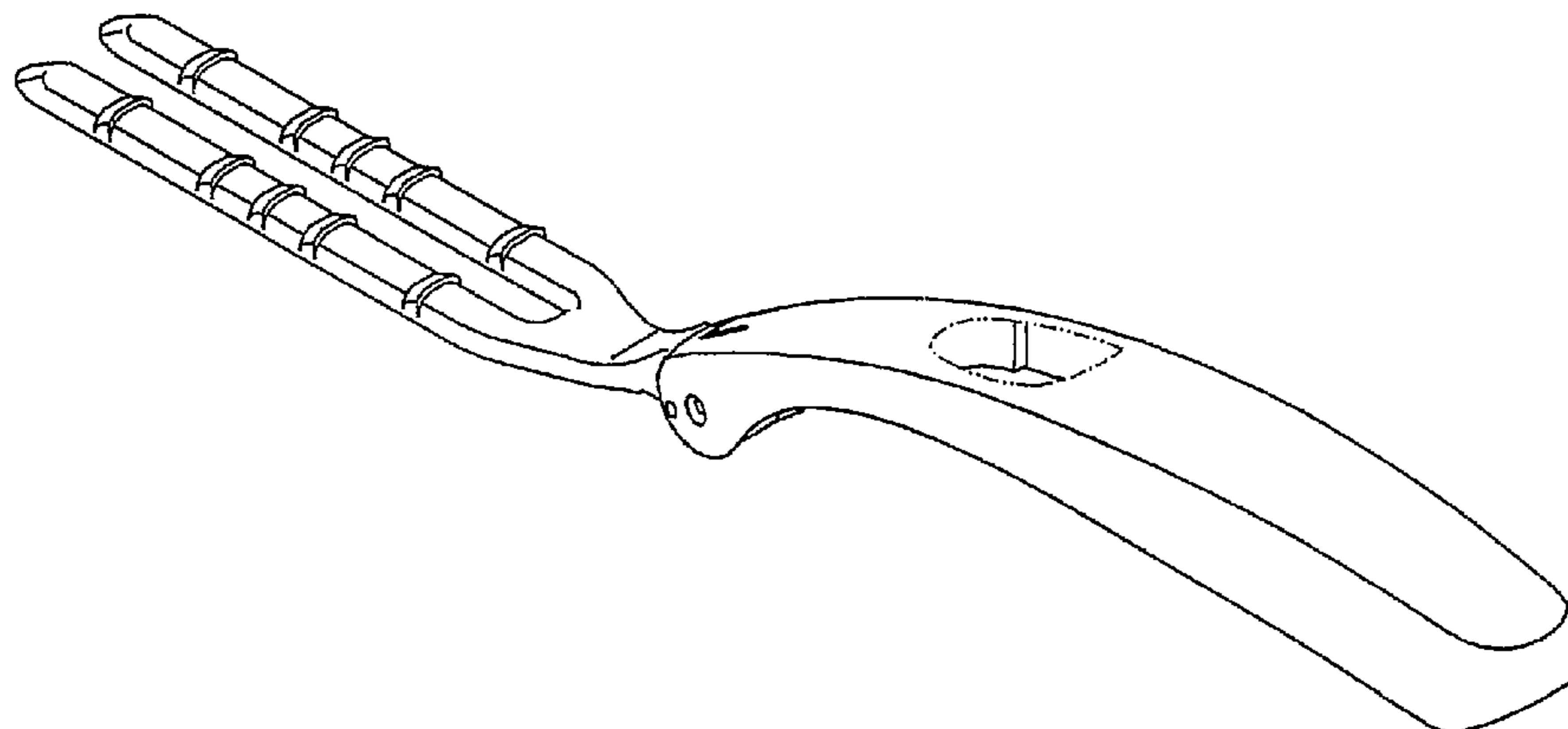
FIG. 5 is a front elevation view thereof;

FIG. 6 is a bottom plan view thereof; and,

FIG. 7 is perspective view of a second embodiment of a cleaning tool incorporating our new design, viewed from in front of, above, and from the left side of the cleaning tool.

The broken line showing of the circular opening is included for the purpose of illustrating environmental structure and forms no part of the claimed design.

1 Claim, 3 Drawing Sheets



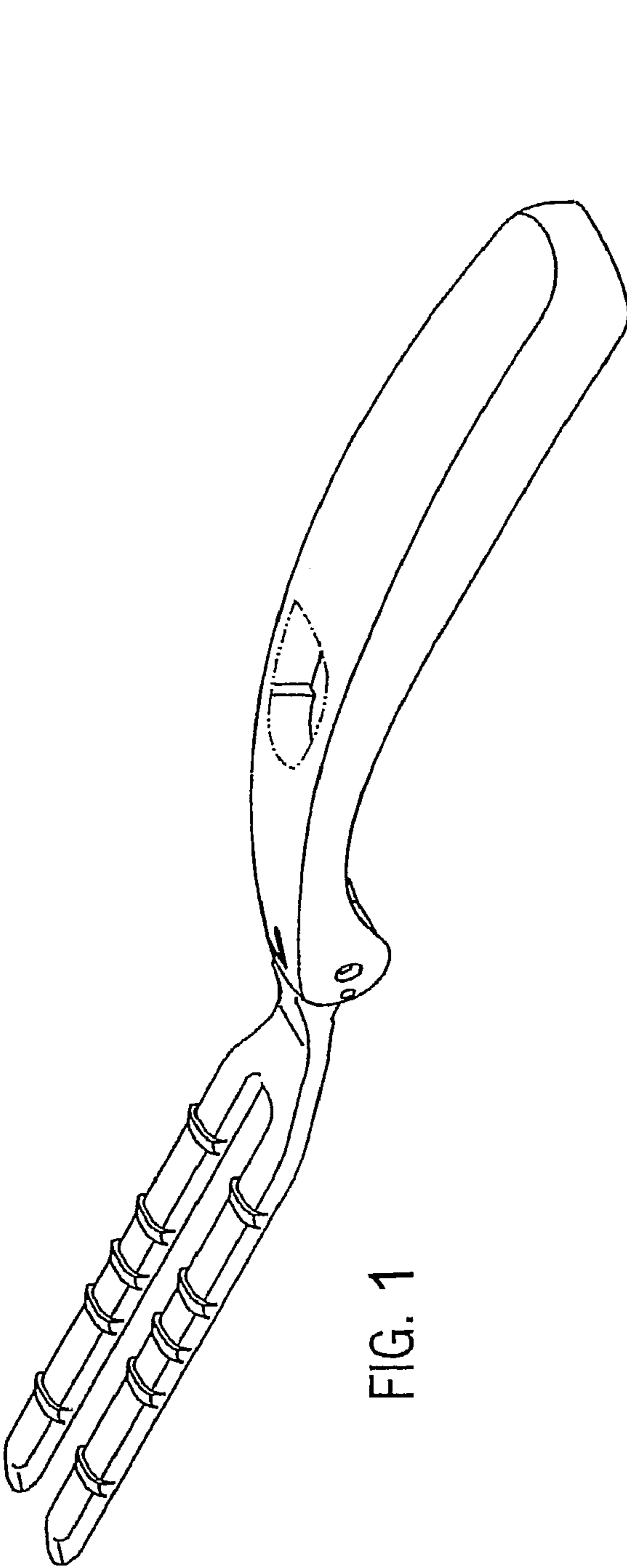


FIG. 1

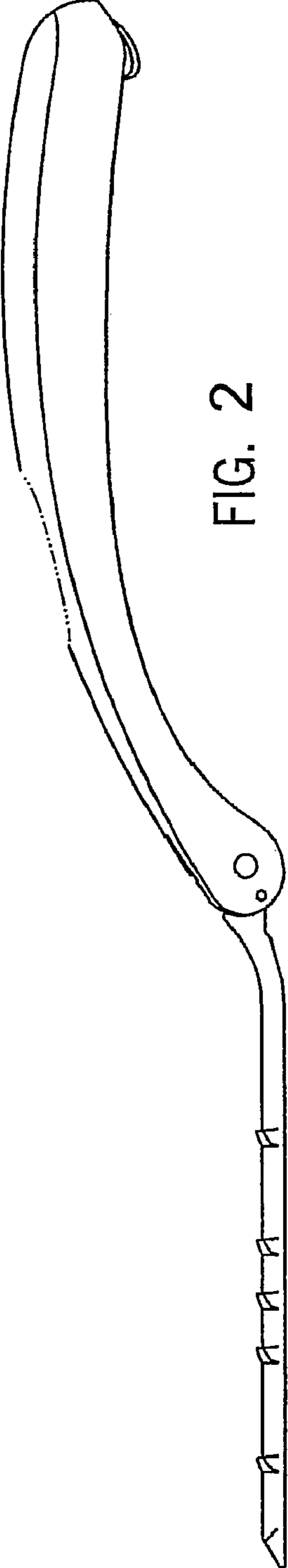


FIG. 2

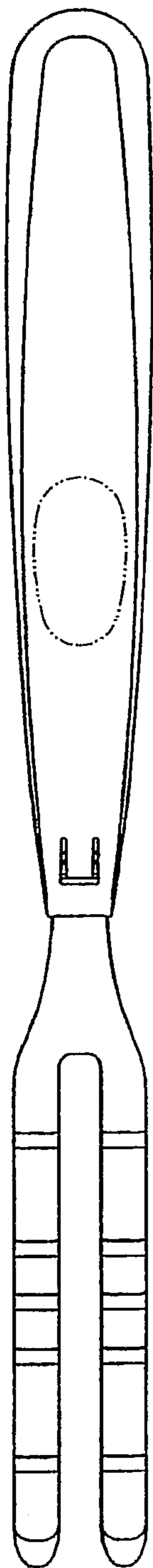


FIG. 3

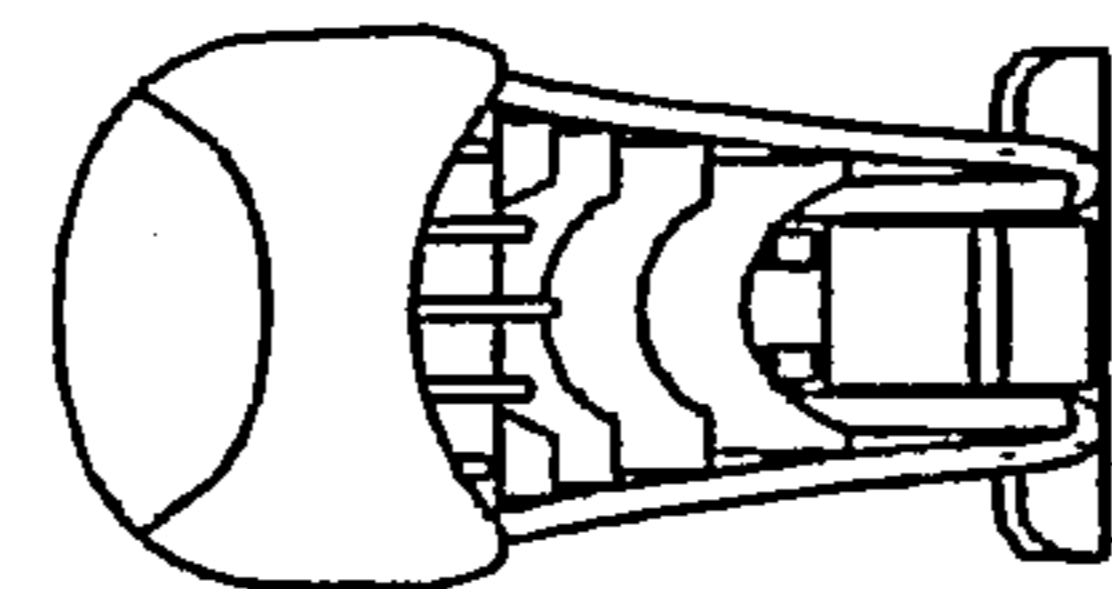


FIG. 4

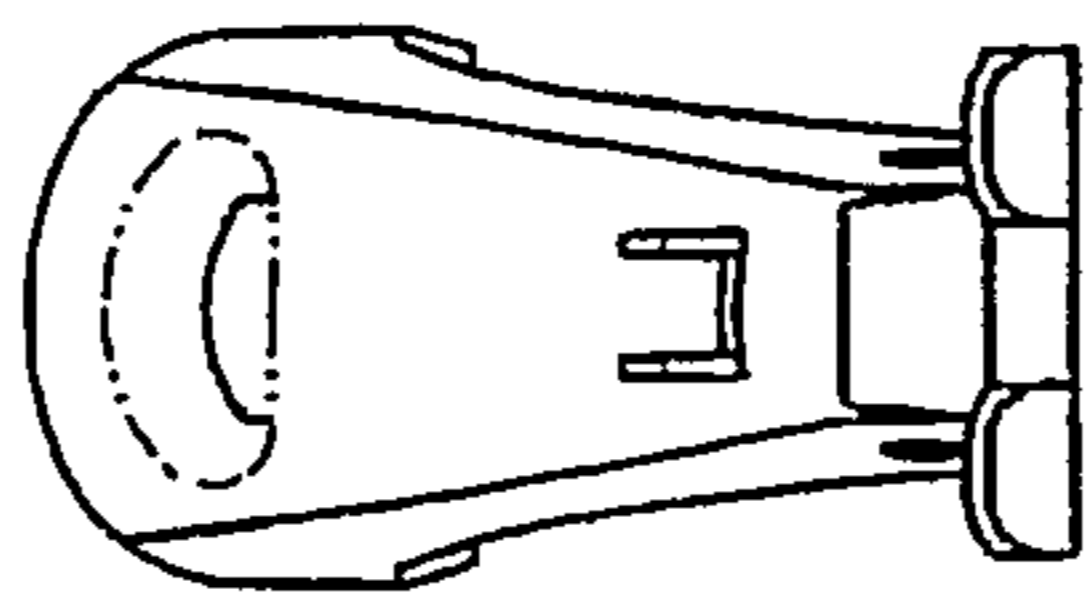


FIG. 5

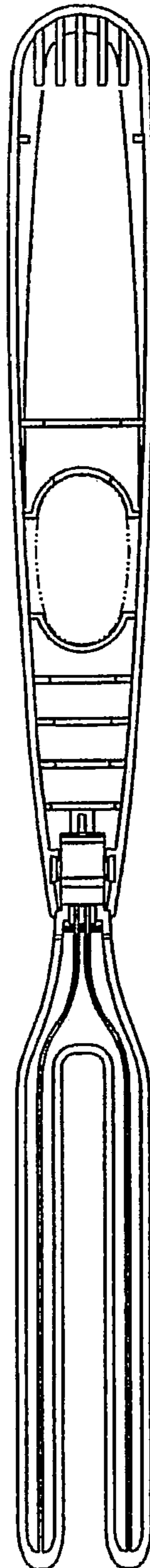


FIG. 6

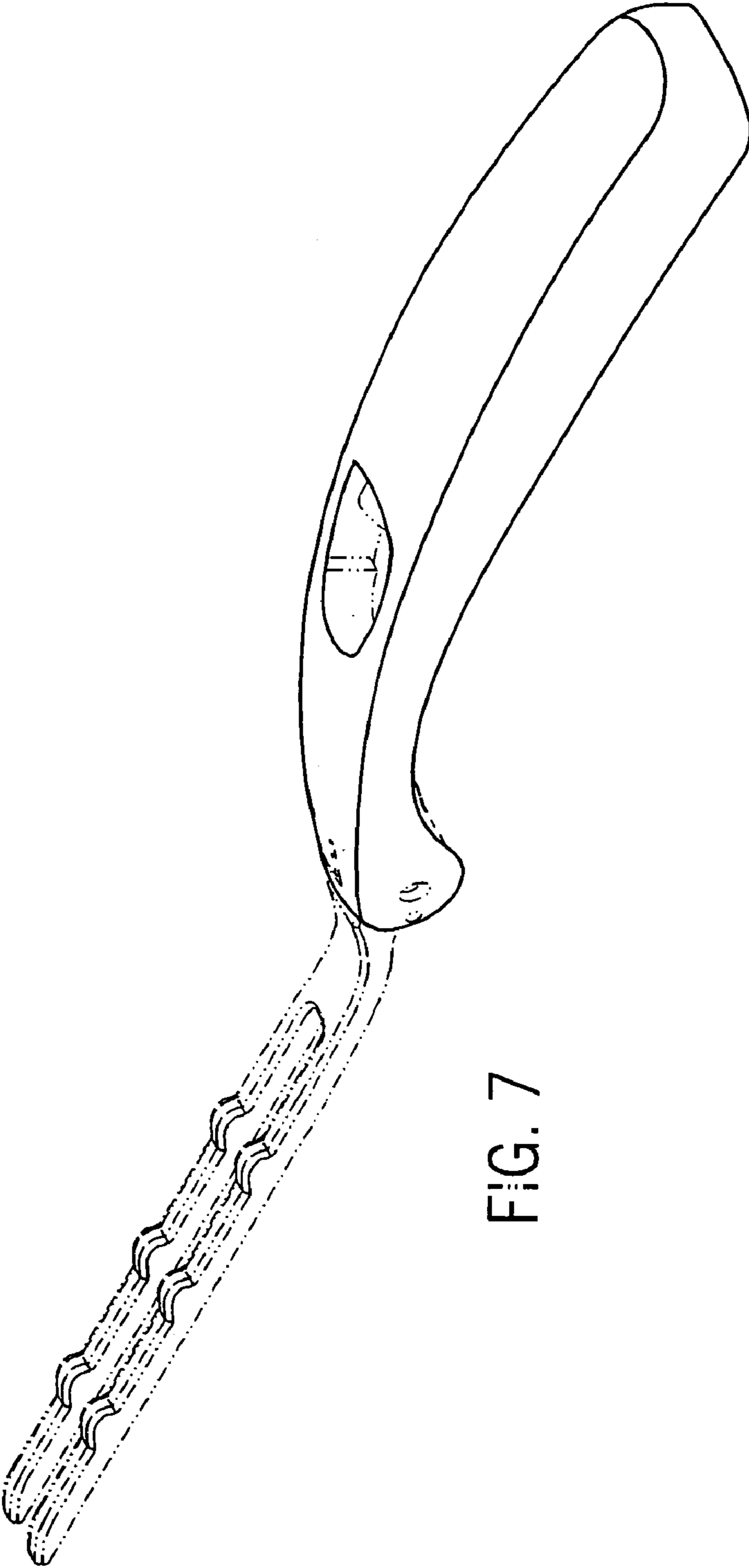


FIG. 7