



US00D572847S

(12) **United States Design Patent**  
**Chen**

(10) **Patent No.:** **US D572,847 S**  
(45) **Date of Patent:** **\*\* Jul. 8, 2008**

(54) **LIGHT BULB**

(75) Inventor: **Chien-Ming Chen**, Zhejiang (CN)

(73) Assignee: **Peace Lighting Co., Ltd.**, Zhejiang (CN)

(\*\*) Term: **14 Years**

(21) Appl. No.: **29/302,383**

(22) Filed: **Jan. 15, 2008**

(51) **LOC (8) Cl.** ..... **26-04**

(52) **U.S. Cl.** ..... **D26/2**

(58) **Field of Classification Search** ..... D26/1-4;  
313/313, 315, 317, 318, 493; 315/52, 53,  
315/56, 57, 58

See application file for complete search history.

(56) **References Cited**

**U.S. PATENT DOCUMENTS**

D528,995 S \* 9/2006 Nohara et al. .... D13/180

D529,876 S \* 10/2006 Nohara et al. .... D13/180

D542,238 S \* 5/2007 Nohara et al. .... D13/180

\* cited by examiner

*Primary Examiner*—Marcus A. Jackson

(74) *Attorney, Agent, or Firm*—Perkins Coie LLP

(57) **CLAIM**

The ornamental design for a light bulb, as shown and described.

**DESCRIPTION**

FIG. 1 is a top view of my new design.

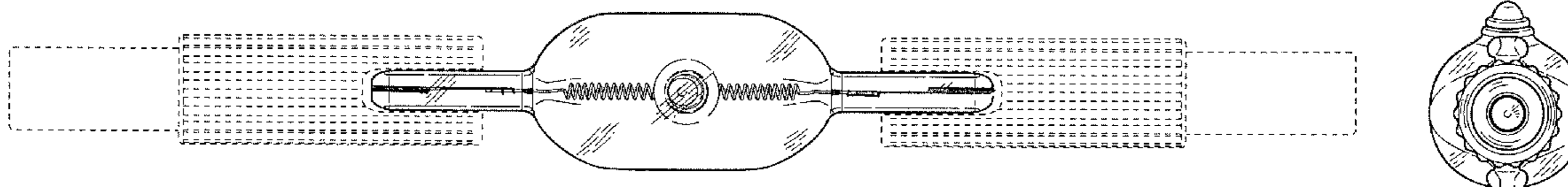
FIG. 2 is a right side view. The left side view is a mirror image of the right side view.

FIG. 3 is a front end view. The rear end view is the same as the front end view; and,

FIG. 4 is a bottom view.

Dotted lines indicate unclaimed subject matter. The central section of the light bulb having diagonal shade lines is transparent, with an opaque filament extending through the central section. The pieces on either side of the central section drawn in dotted lines are opaque.

**1 Claim, 2 Drawing Sheets**



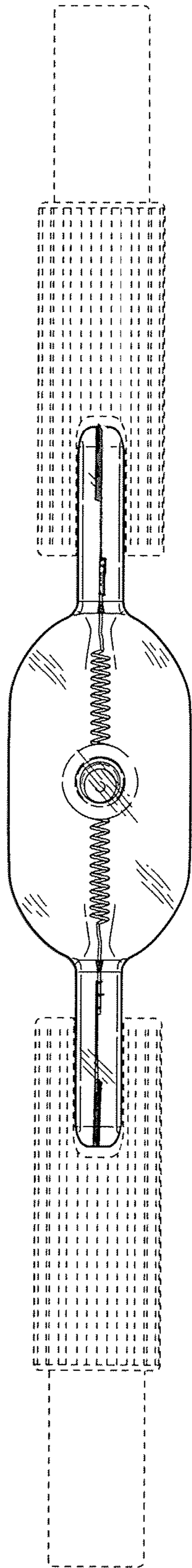


FIG. 1

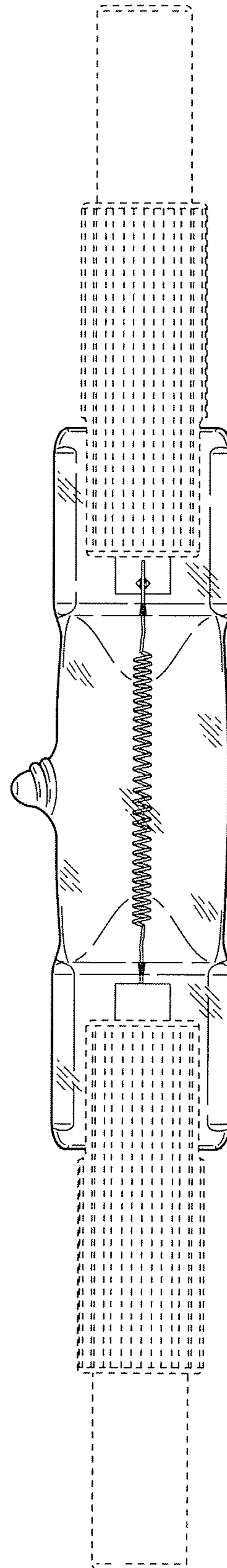


FIG. 2

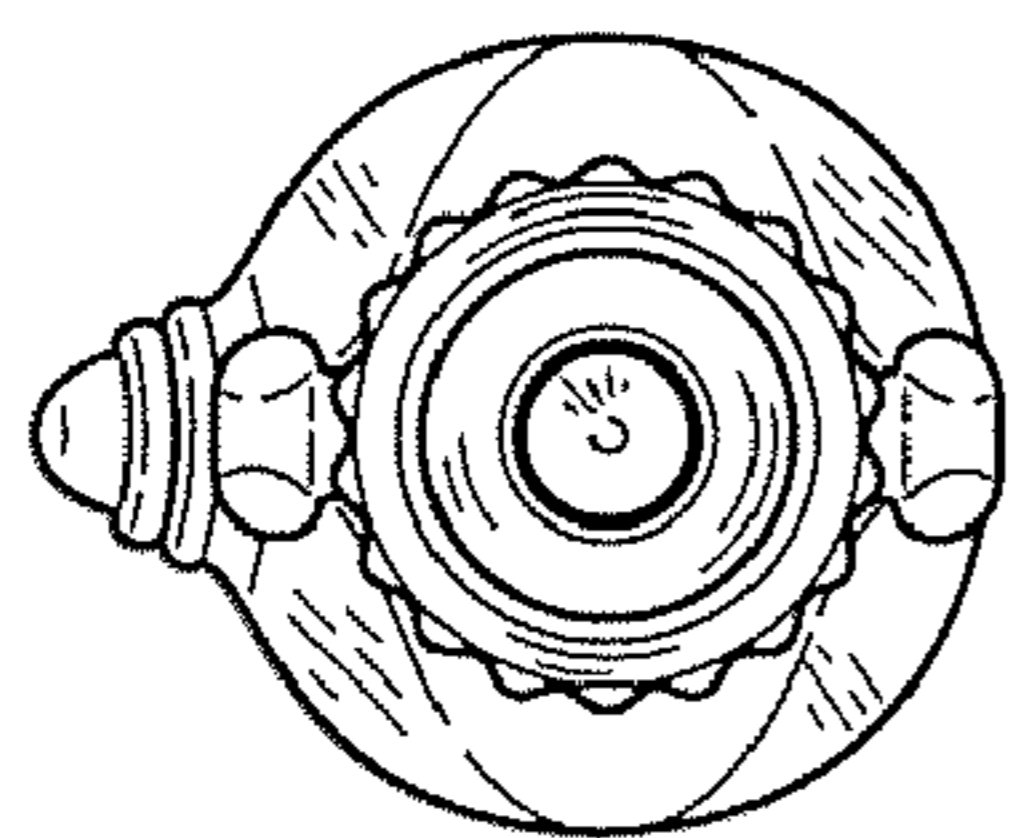


FIG. 3

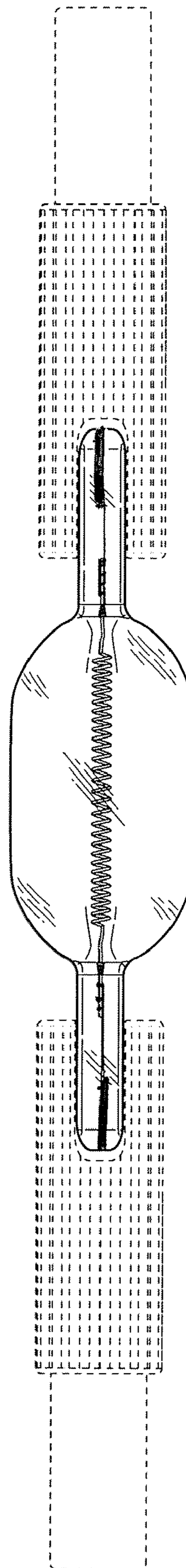


FIG. 4