



US00D572839S

(12) **United States Design Patent**
Wickland

(10) **Patent No.:** **US D572,839 S**
(45) **Date of Patent:** **** Jul. 8, 2008**

(54) **WINDOW COMPONENT EXTRUSION**

D375,803 S 11/1996 Oliver
D466,627 S * 12/2002 Morton et al. D25/124
D496,739 S * 9/2004 Franson D25/124

(75) Inventor: **Timothy Todd Wickland**, Auburn, WA
(US)

(73) Assignee: **Mikron Industries, Inc.**, Kent, WA (US)

OTHER PUBLICATIONS

(**) Term: **14 Years**

Mikron Part No. 9020, drawn on Sep. 2, 2003; first sold Feb. 26, 2004.
Mikron Part No. 7934, drawn Apr. 1, 1999; first sold Nov. 15, 1999.
Mikron Part No. 9021, drawn on Oct. 1, 2003; first sold Feb. 26, 2004.

(21) Appl. No.: **29/291,629**

* cited by examiner

(22) Filed: **Sep. 6, 2007**

Related U.S. Application Data

Primary Examiner—Doris Clark
(74) *Attorney, Agent, or Firm*—Black Lowe & Graham PLLC

(62) Division of application No. 29/256,239, filed on Mar. 17, 2006, now Pat. No. Des. 552,761.

(57) **CLAIM**

(51) **LOC (8) Cl.** **25-01**

The ornamental design for a window component extrusion, as shown and described.

(52) **U.S. Cl.** **D25/124**

(58) **Field of Classification Search** D25/119,
D25/124, 125; 52/204.1, 204.2, 204.5, 204.51,
52/656.5, 656.6, 213, 215, 204.71, DIG. 2,
52/504, 204.55, 204.593, 204.595, 730.3,
52/208

DESCRIPTION

See application file for complete search history.

FIG. 1 is a top right perspective view of the window component extrusion which is broken in the center indicating indefinite length; and,

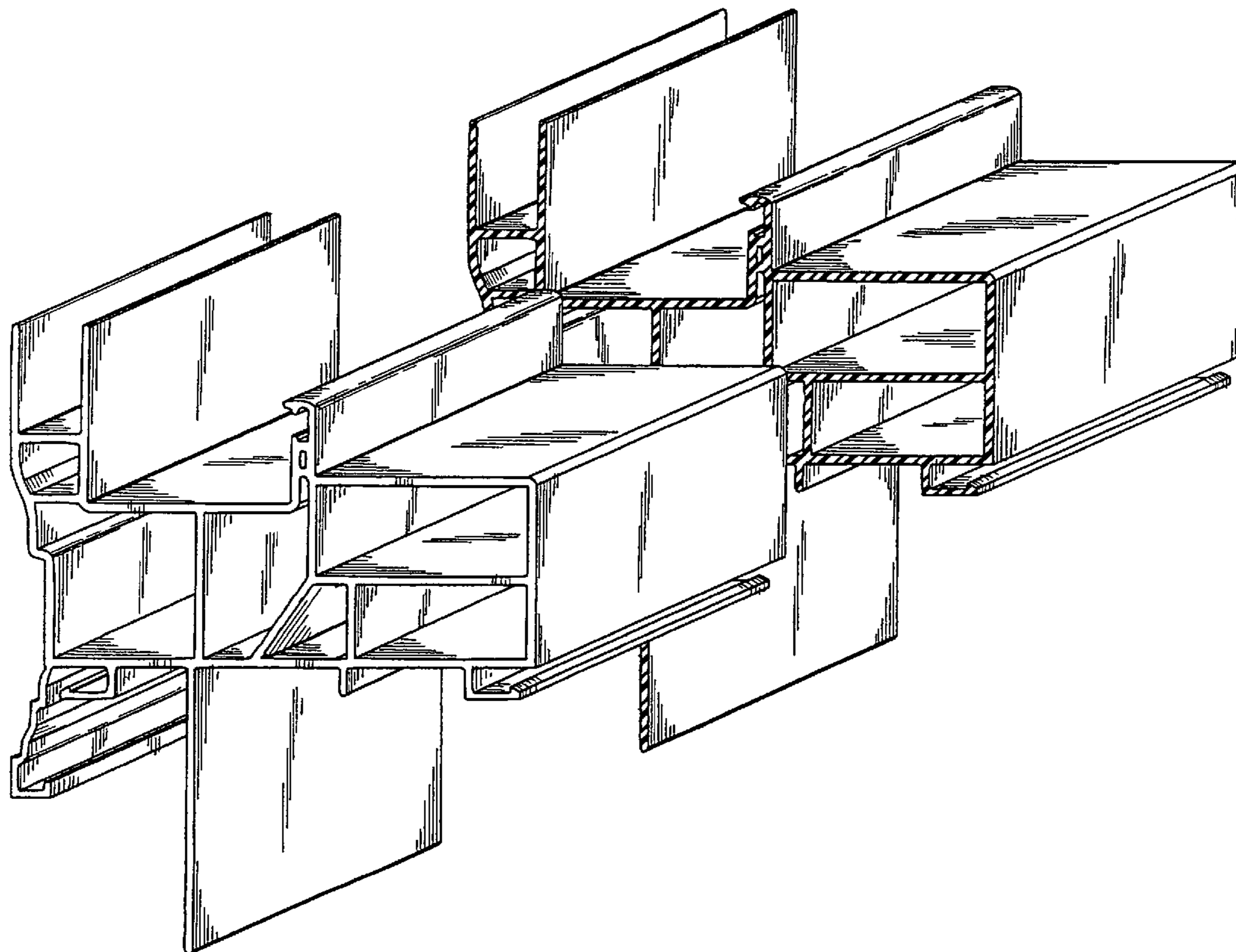
FIG. 2 is a bottom left perspective view of the window component extrusion shown in FIG. 1.

(56) **References Cited**

U.S. PATENT DOCUMENTS

1 Claim, 2 Drawing Sheets

5,557,894 A * 9/1996 Card 52/204.595



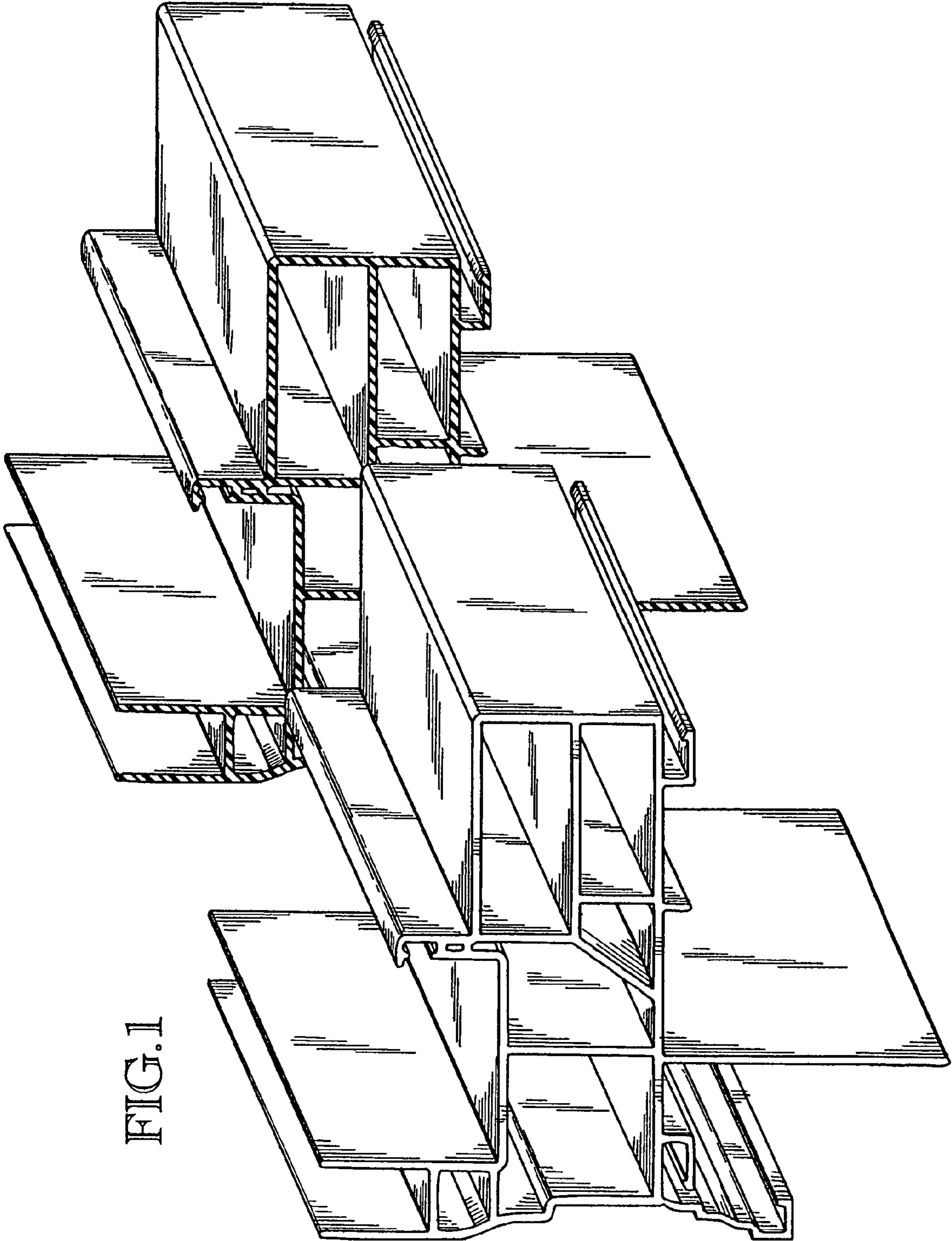


FIG. 1

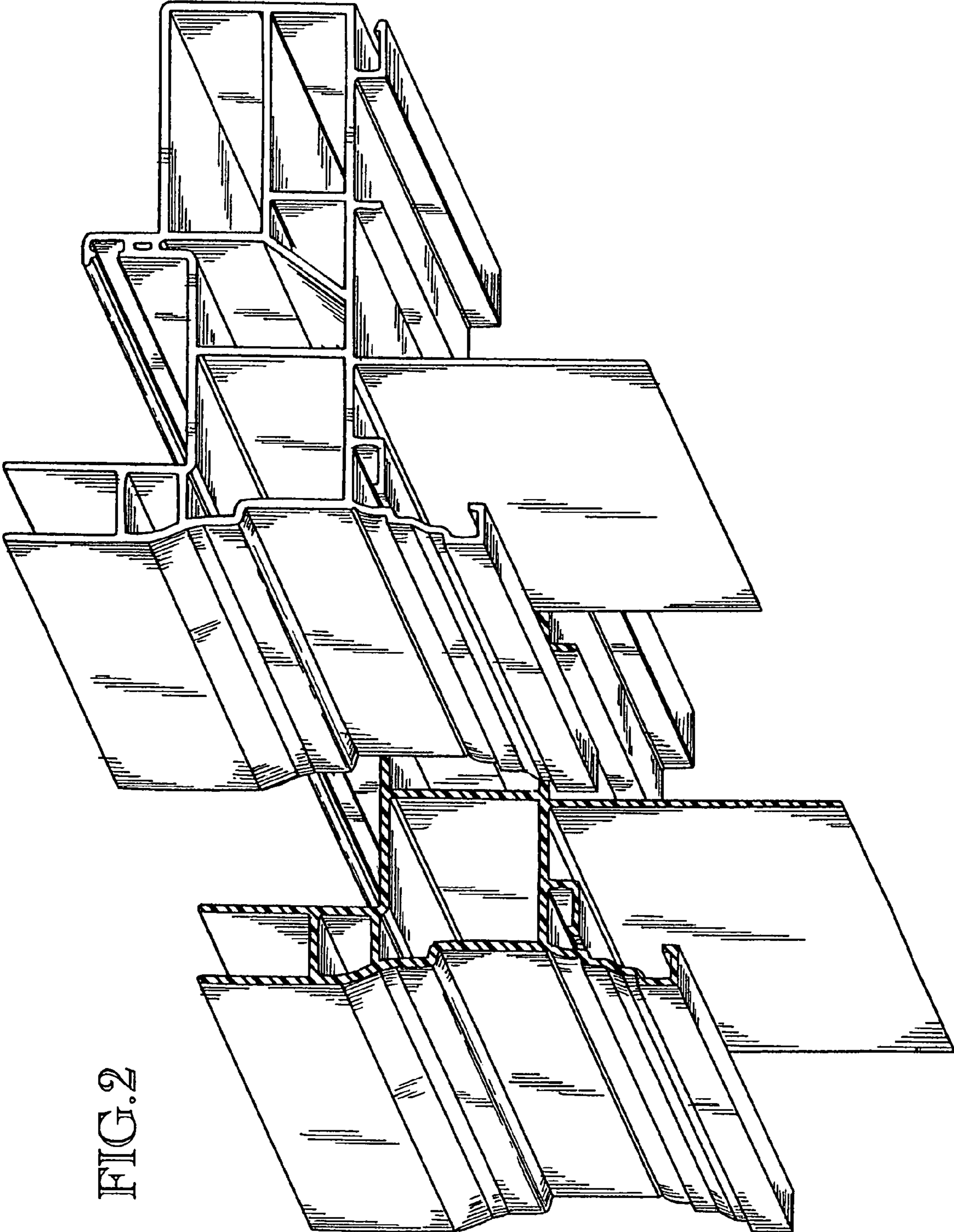


FIG. 2