



US00D572831S

(12) **United States Design Patent**
Wenrick

(10) **Patent No.:** **US D572,831 S**
(45) **Date of Patent:** **** Jul. 8, 2008**

(54) **CLEAR STORM PANEL ASSEMBLY FOR PROTECTING A GLASS WINDOW OR DOOR**

6,189,264 B1 2/2001 DeVeroli
6,209,263 B1 * 4/2001 Poirier 49/61
6,546,681 B1 * 4/2003 Trundle 52/202

(75) Inventor: **Brian A. Wenrick**, New Carlisle, OH (US)

* cited by examiner

(73) Assignee: **Clear Strength USA LLC**, Tipp City, OH (US)

Primary Examiner—Doris Clark
(74) *Attorney, Agent, or Firm*—Jacox, Meckstroth & Jenkins

(**) Term: **14 Years**

(57) **CLAIM**

(21) Appl. No.: **29/291,350**

The ornamental design of a clear storm panel assembly for protecting a glass window or door, as shown and described.

(22) Filed: **Aug. 27, 2007**

DESCRIPTION

(51) **LOC (8) Cl.** **25-02**

FIG. 1 is a perspective view of a clear storm panel assembly for protecting a glass window or door showing my new design;

(52) **U.S. Cl.** **D25/47**

(58) **Field of Classification Search** D25/47, D25/49; 49/57, 464, 61; 52/656.7, 202
See application file for complete search history.

FIG. 2 is a front view thereof;

FIG. 3 is a side view thereof, the opposite side view being a mirror image;

(56) **References Cited**

U.S. PATENT DOCUMENTS

- 4,333,271 A 6/1982 DePaolo et al.
- 5,345,716 A 9/1994 Caplan
- D361,843 S * 8/1995 Pangborn D25/47
- 5,457,921 A 10/1995 Kostrzecha
- 5,487,244 A 1/1996 Hill
- 6,079,168 A 6/2000 Shaver

FIG. 4 is a rear view thereof;

FIG. 5 is a top view thereof; and,

FIG. 6 is a bottom view thereof.

The middle portion in FIGS. 1–4 is broken away to disclose indefinite length.

1 Claim, 2 Drawing Sheets

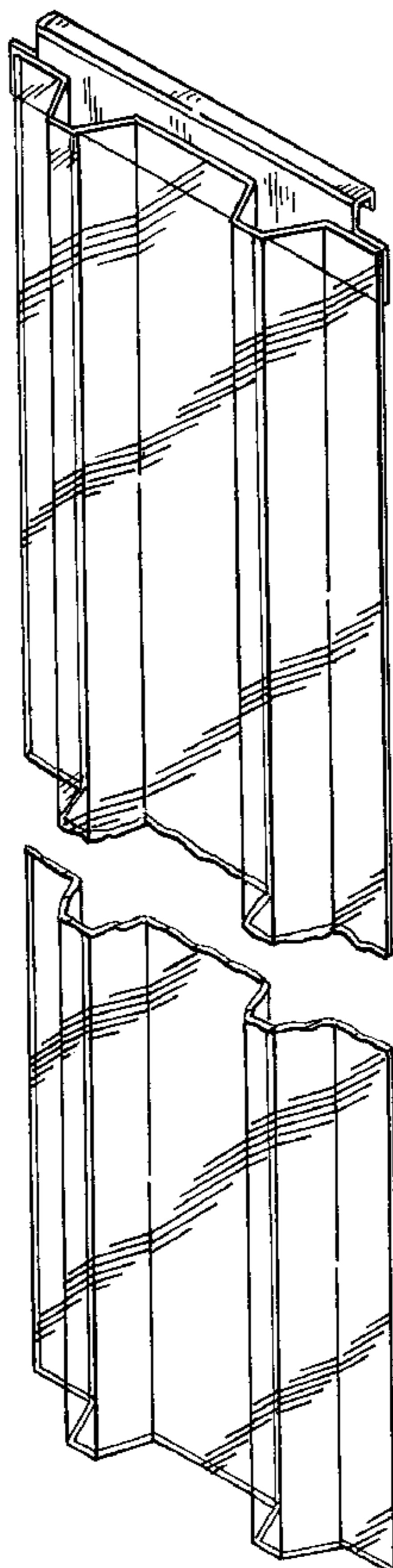


FIG-1

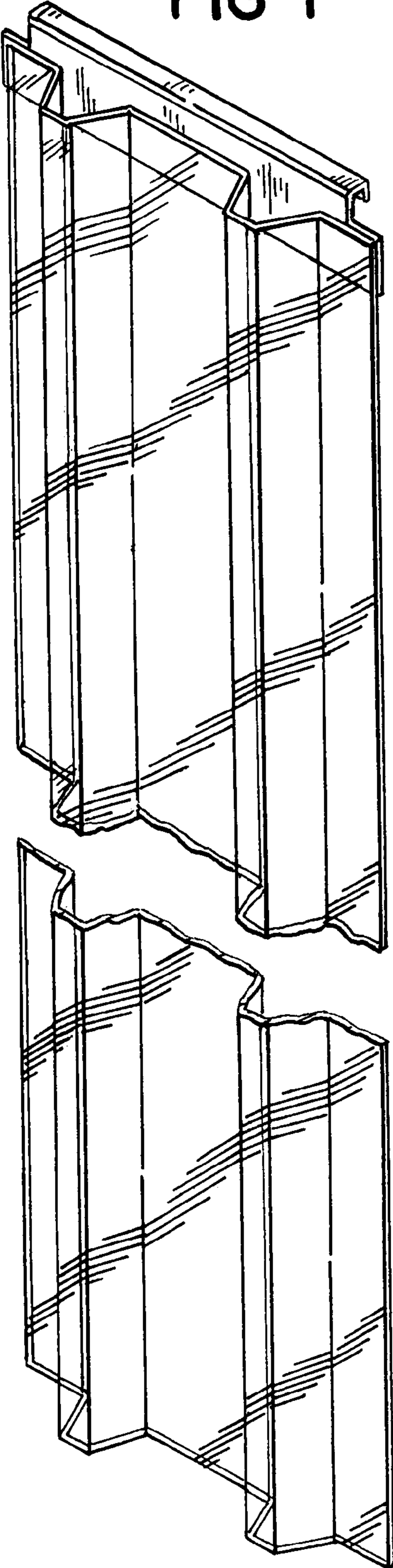


FIG-2

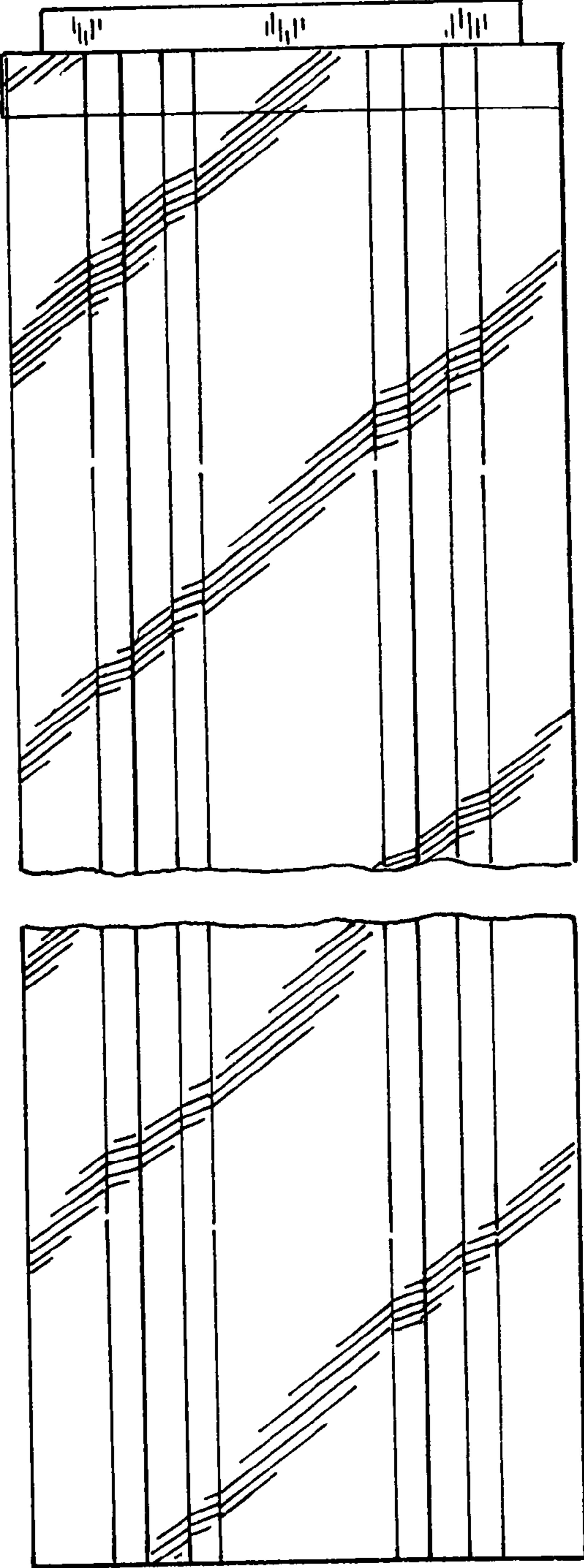


FIG-3



FIG-4

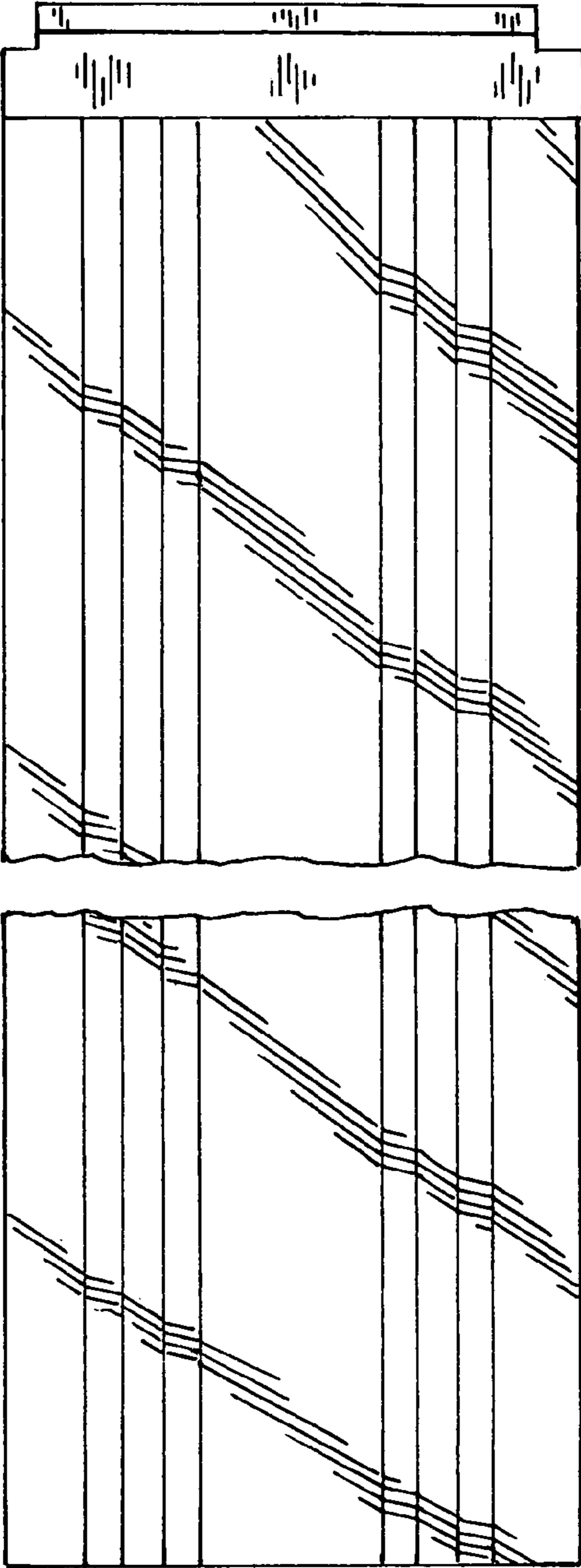


FIG-5




FIG-6

