



US00D572830S

(12) **United States Design Patent**  
**Ellis**

(10) **Patent No.:** **US D572,830 S**

(45) **Date of Patent:** **\*\* Jul. 8, 2008**

(54) **COMBINED FENCE AND GATE**

(76) **Inventor:** **Bill C. Ellis**, 101621 Overseas Hwy.,  
Key Largo, FL (US) 33037

(\*\*) **Term:** **14 Years**

(21) **Appl. No.:** **29/285,883**

(22) **Filed:** **Apr. 14, 2007**

(51) **LOC (8) Cl.** ..... **25-02**

(52) **U.S. Cl.** ..... **D25/38; D25/50**

(58) **Field of Classification Search** ..... D25/43,  
D25/38, 42, 50; 256/19, 22, 65.01, 65.14,  
256/65.11, 65.02, DIG. 5, 33, 34; 52/301,  
52/720.1, 745.17

See application file for complete search history.

(56) **References Cited**

**U.S. PATENT DOCUMENTS**

D133,482 S \* 8/1942 Mackenzie ..... D25/42

D166,382 S \* 4/1952 Falatico ..... D25/50  
D195,515 S \* 6/1963 Case ..... D25/42  
4,074,893 A \* 2/1978 Coltrin ..... 256/21  
5,613,664 A \* 3/1997 Svalbe ..... 256/19  
D419,688 S \* 1/2000 Rau ..... D25/38  
6,254,064 B1 \* 7/2001 Gibbs ..... 256/22  
6,848,677 B2 \* 2/2005 Cantley ..... 256/24

\* cited by examiner

*Primary Examiner*—Doris Clark

(74) *Attorney, Agent, or Firm*—Scott H. Kaliko; McCarter & English


(57) **CLAIM**


The ornamental design for combined fence and gate, as shown and described.

**DESCRIPTION**

FIG. 1 shows a frontal view showing my new design; and, FIG. 2 shows a back view thereof.

**1 Claim, 2 Drawing Sheets**





*FIG. 1*




FIG. 2