



US00D572827S

(12) **United States Design Patent**
Reinhardt et al.

(10) **Patent No.:** **US D572,827 S**
(45) **Date of Patent:** **** Jul. 8, 2008**

(54) **KNEE JOINT BANDAGE**

(75) Inventors: **Holger Reinhardt**, Kempen (DE); **Hans B. Bauerfeind**, Zeulenroda (DE)

(73) Assignee: **Bauerfeind AG**, Zeulenroda (DE)

(**) Term: **14 Years**

(21) Appl. No.: **29/267,968**

(22) Filed: **Oct. 26, 2006**

(30) **Foreign Application Priority Data**

Apr. 26, 2006 (EM) 000518188

(51) **LOC (8) Cl.** **24-01**

(52) **U.S. Cl.** **D24/190**

(58) **Field of Classification Search** D24/190–192,
D24/200–215; 607/98, 108–111; D2/897,
D2/905, 909–914; 602/14, 16, 26, 61, 62;
D29/100, 120.1, 121.1, 122

See application file for complete search history.

(56) **References Cited**

U.S. PATENT DOCUMENTS

4,116,236	A *	9/1978	Albert	602/26
4,287,885	A *	9/1981	Applegate	602/26
5,411,037	A *	5/1995	Hess et al.	128/882
5,823,981	A *	10/1998	Grim et al.	602/26
5,865,776	A *	2/1999	Springs	602/26
6,149,616	A *	11/2000	Szlema et al.	602/62
D444,563	S *	7/2001	Rodgers	D24/190
D449,109	S *	10/2001	Tsujino	D24/190

6,994,682 B2 * 2/2006 Bauerfeind et al. 602/26
7,083,586 B2 * 8/2006 Simmons et al. 602/23

* cited by examiner

Primary Examiner—Robert M. Spear

Assistant Examiner—Susan E Krakower

(74) *Attorney, Agent, or Firm*—Birch, Stewart, Kolasch & Birch, LLP.

(57) **CLAIM**

The ornamental design for a knee joint bandage, as shown and described.

DESCRIPTION

The patent or application file contains at least one drawing executed in color. Copies of this patent or patent application publication with color drawings will be provided by the office upon request and payment of the necessary fee.

FIG. 1 is a front elevational view of a knee joint bandage showing our new design;

FIG. 2 is right side elevational view thereof;

FIG. 3 is left side elevational view thereof;

FIG. 4 is a rear elevation view thereof;

FIG. 5 is a front elevational view of a second embodiment of the present invention;

FIG. 6 is a right side elevational view thereof;

FIG. 7 is left side elevational view thereof; and,

FIG. 8 is a rear elevation view thereof.

1 Claim, 8 Drawing Sheets
(4 of 8 Drawing Sheet(s) Filed in Color)

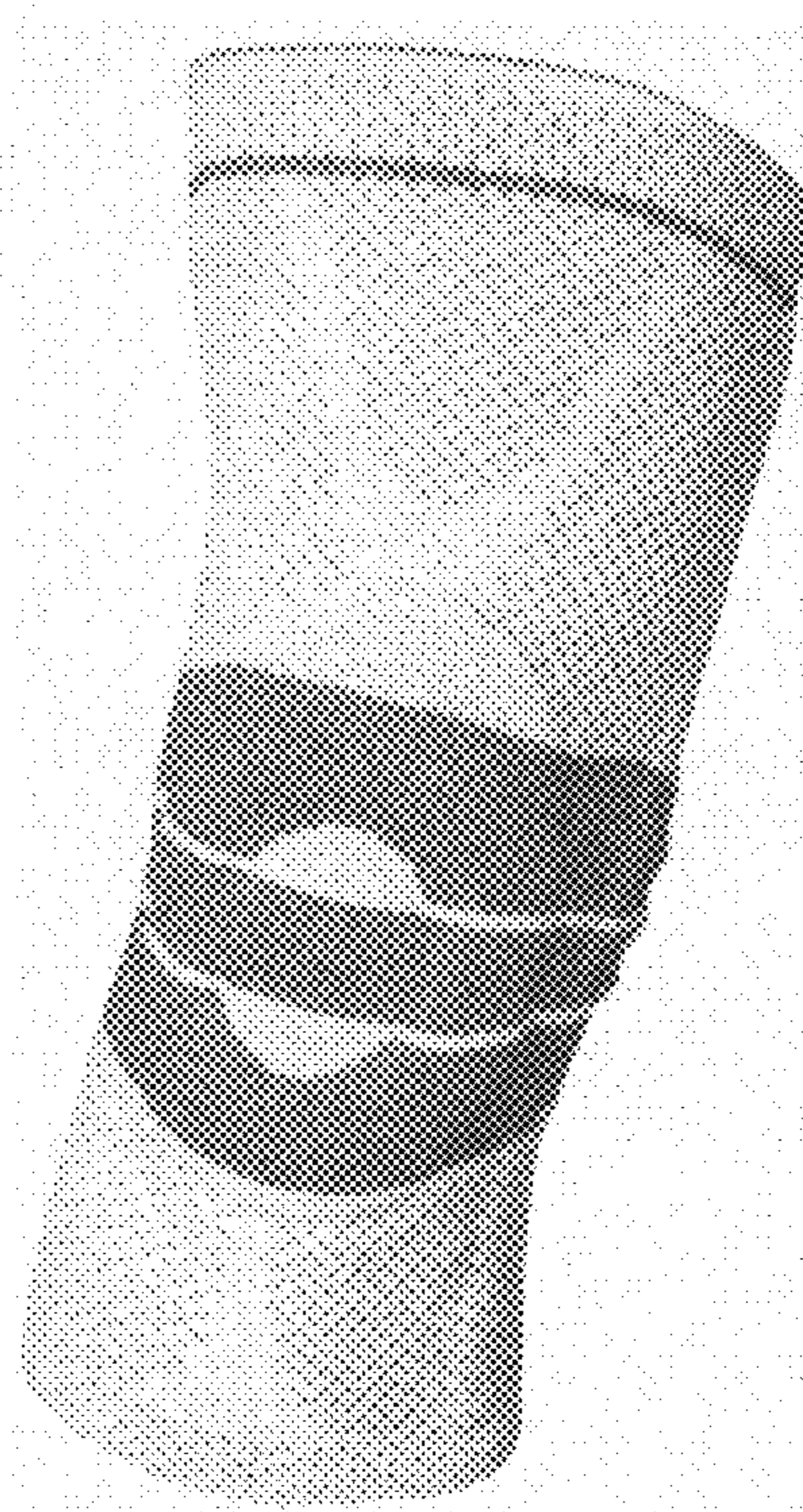




FIG. 1



FIG.2



FIG.3



FIG.4



FIG. 5

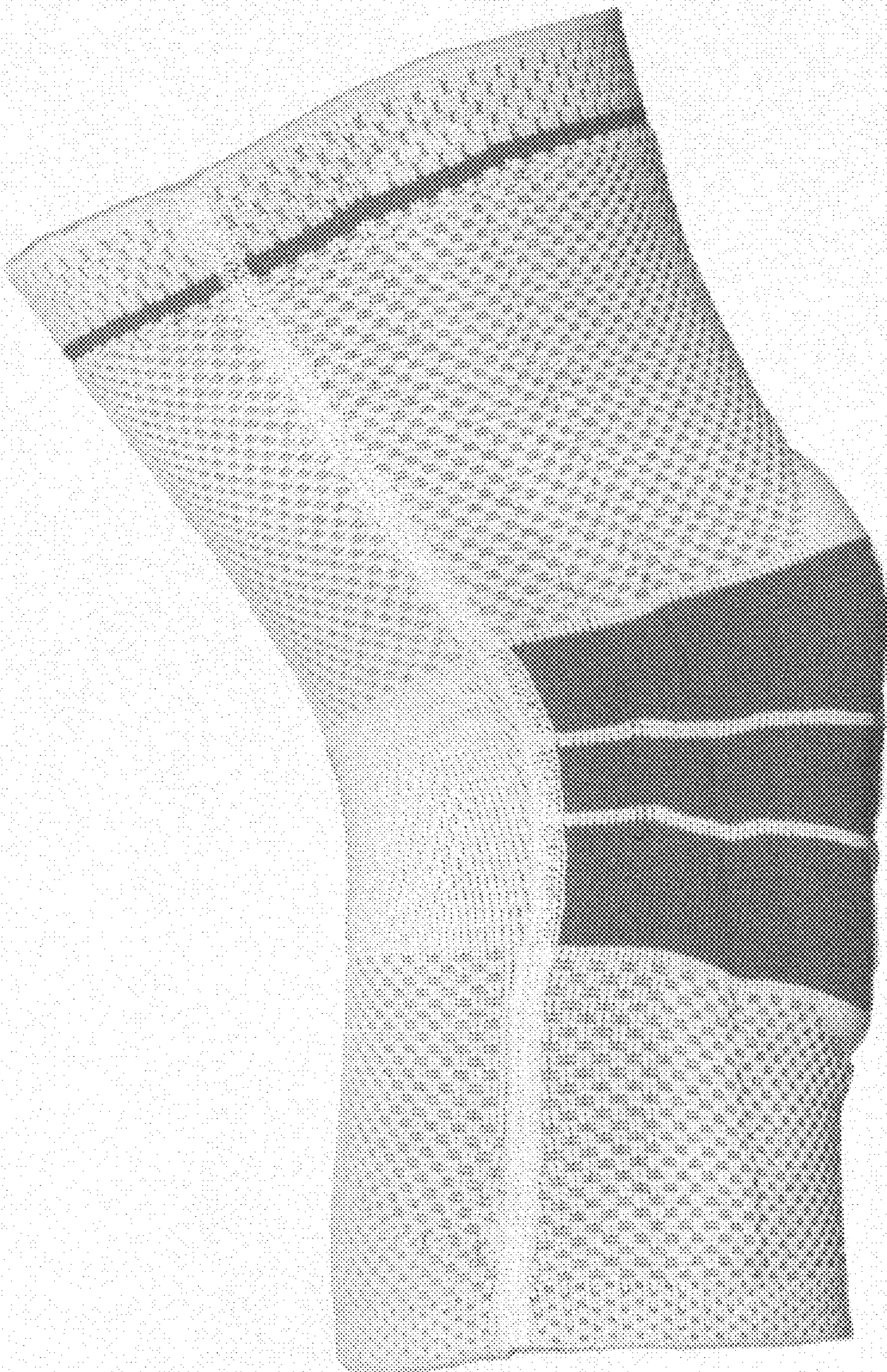


FIG.6



FIG.7

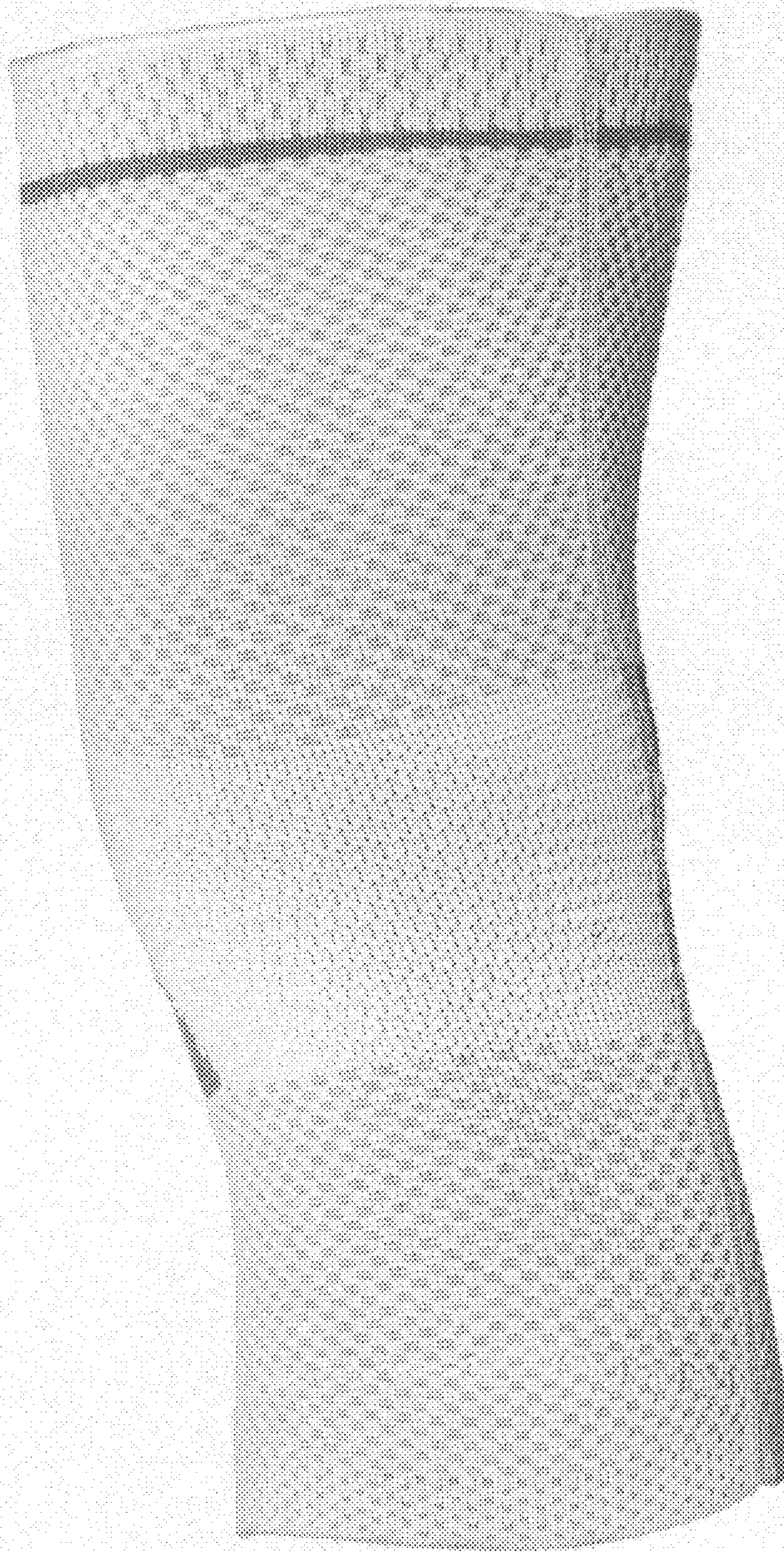


FIG.8