



US00D572826S

(12) **United States Design Patent**  
**Freeland**

(10) **Patent No.:** **US D572,826 S**  
(45) **Date of Patent:** **\*\* Jul. 8, 2008**

(54) **BODY WRAP**

(75) Inventor: **Mary Elaine Freeland**, Loveland, OH  
(US)

(73) Assignee: **The Procter & Gamble Company**,  
Cincinnati, OH (US)

(\*\*) Term: **14 Years**

(21) Appl. No.: **29/305,624**

(22) Filed: **Mar. 25, 2008**

**Related U.S. Application Data**

(62) Division of application No. 29/234,899, filed on Jul.  
25, 2005.

(51) **LOC (8) Cl.** ..... **24-04**

(52) **U.S. Cl.** ..... **D24/189**

(58) **Field of Classification Search** ..... D24/188,  
D24/189, 107, 206, 200; 607/107, 108, 109,  
607/112, 96, 1

See application file for complete search history.

(56) **References Cited**

**U.S. PATENT DOCUMENTS**

5,837,005	A *	11/1998	Viltro et al.	.....	607/112
D409,757	S *	5/1999	Davis et al.	.....	D24/206
5,904,710	A *	5/1999	Davis et al.	.....	607/108
5,906,637	A *	5/1999	Davis et al.	.....	607/108
D417,007	S *	11/1999	Davis et al.	.....	D24/206

D417,283	S *	11/1999	Davis et al.	.....	D24/206
D418,606	S *	1/2000	Davis et al.	.....	D24/206
D425,992	S *	5/2000	Davis et al.	.....	D24/189
6,074,413	A *	6/2000	Davis et al.	.....	607/108
6,123,717	A *	9/2000	Davis et al.	.....	607/109
D433,145	S *	10/2000	Davis et al.	.....	D24/206
D435,910	S *	1/2001	Davis et al.	.....	D24/206
D469,878	S *	2/2003	Davis et al.	.....	D24/206
D472,321	S *	3/2003	Davis et al.	.....	D24/206

\* cited by examiner

*Primary Examiner*—Louis S Zarfaz

*Assistant Examiner*—Michelle E Wilson

(74) *Attorney, Agent, or Firm*—Kristin Kohler; Cynthia L.  
Clay; Kelly L. McDow

(57) **CLAIM**

The ornamental design for a body wrap, as shown and  
described.

**DESCRIPTION**

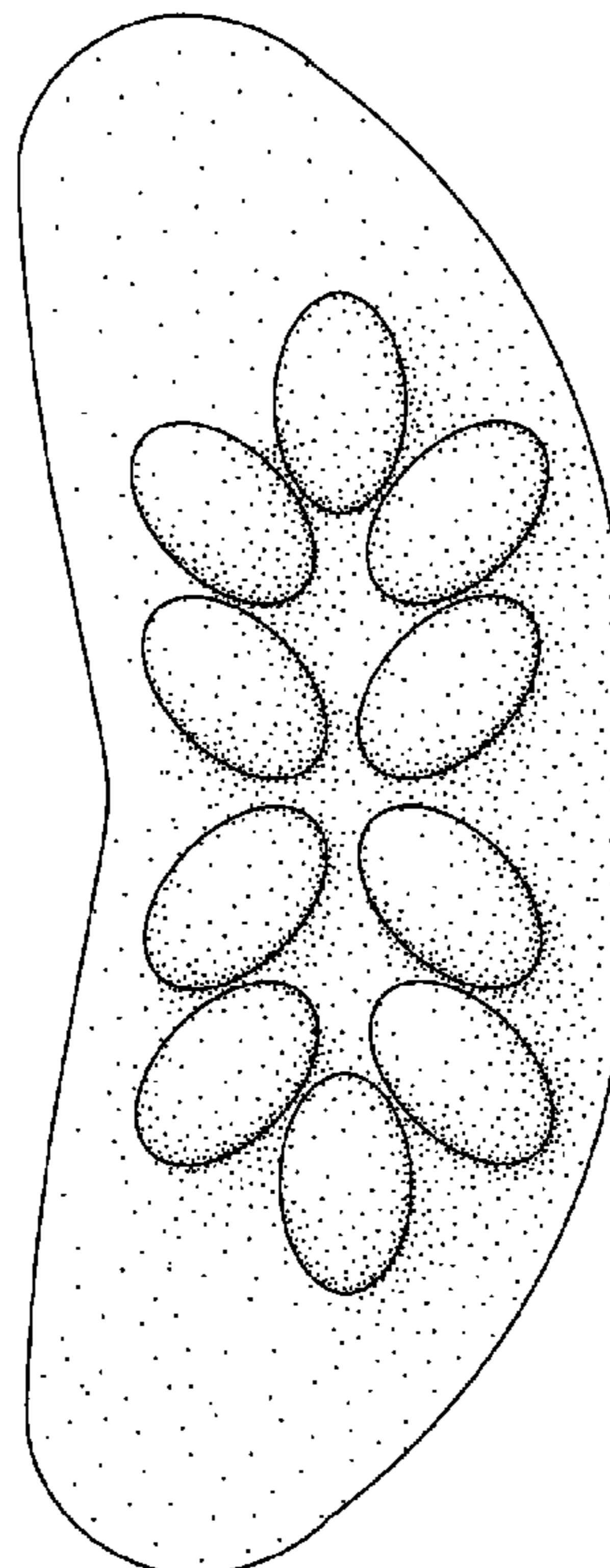
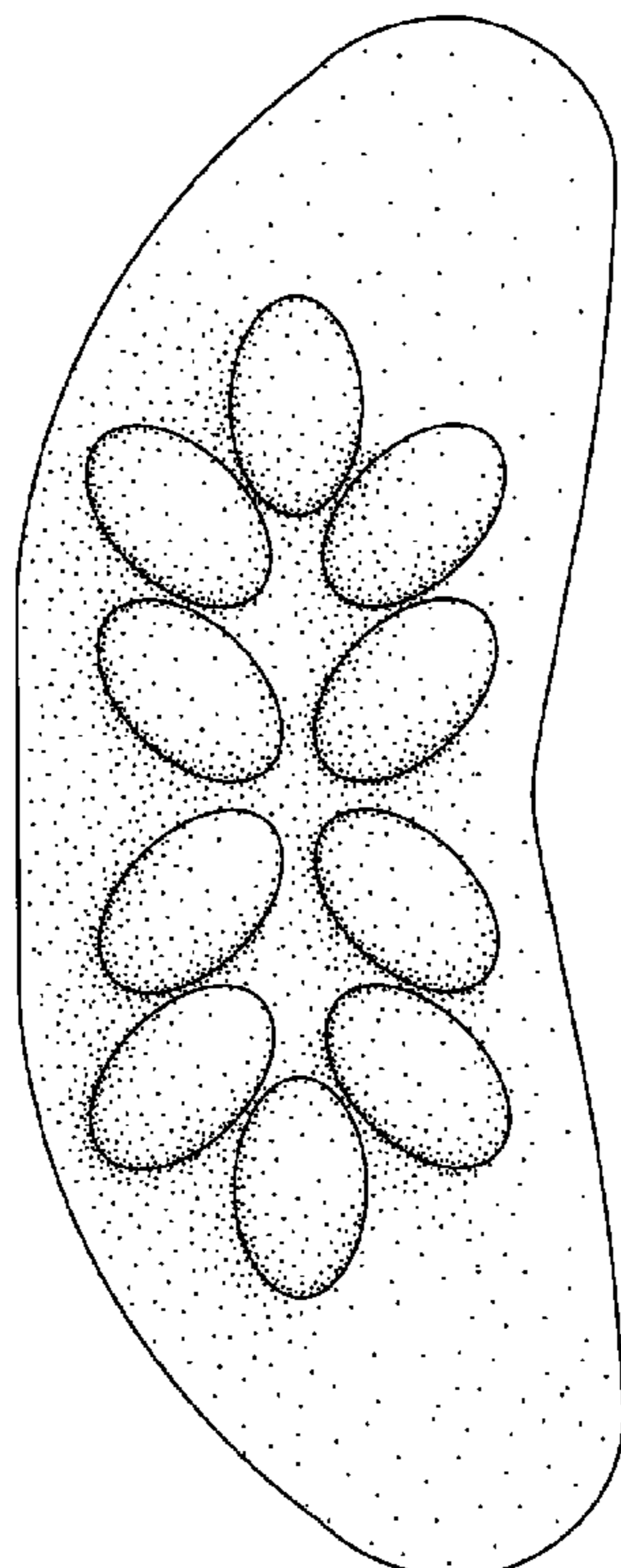
FIG. 1 is a top plan view of the design of the present invention;  
FIG. 2 is a bottom plan view the design of the present inven-  
tion;

FIG. 3 is a left plan view of the design of the present invention;

FIG. 4 is a right plan view of the design of the present  
invention; and,

FIG. 5 is a side plan view of the design of the present inven-  
tion.

**1 Claim, 1 Drawing Sheet**



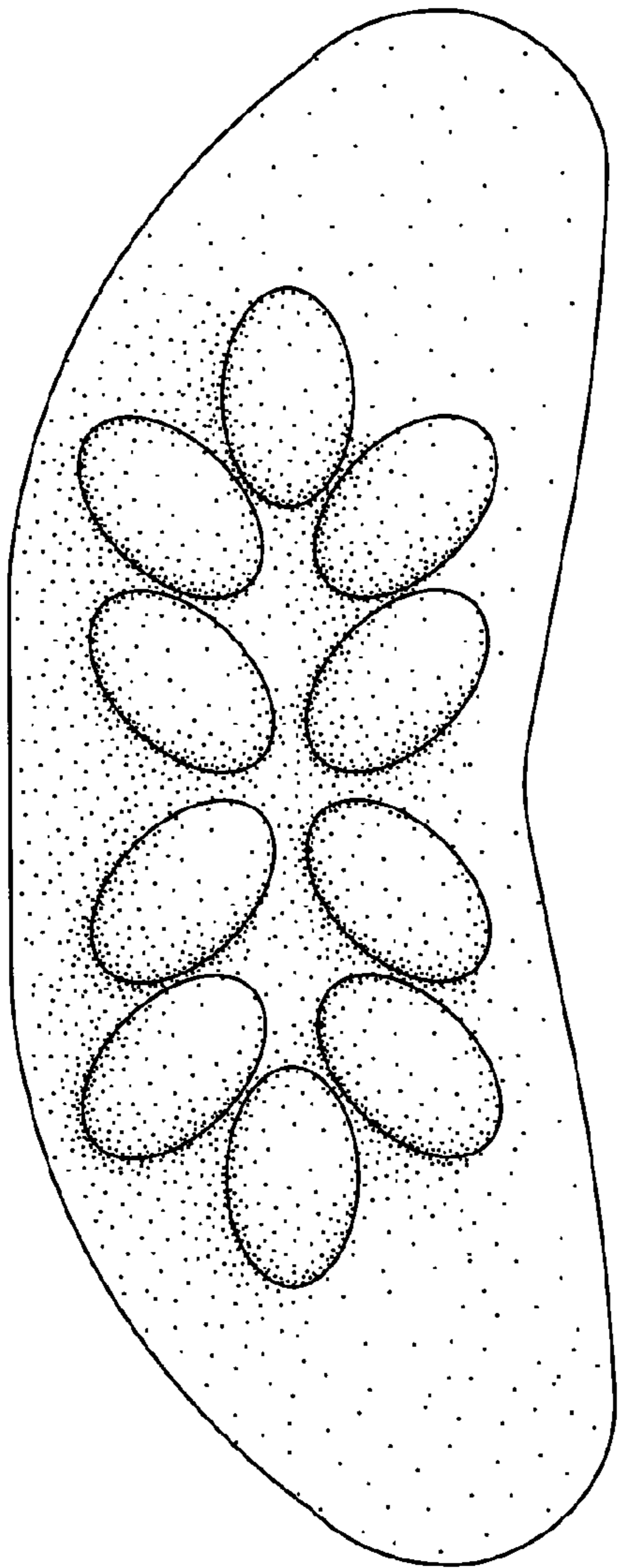


Fig. 1

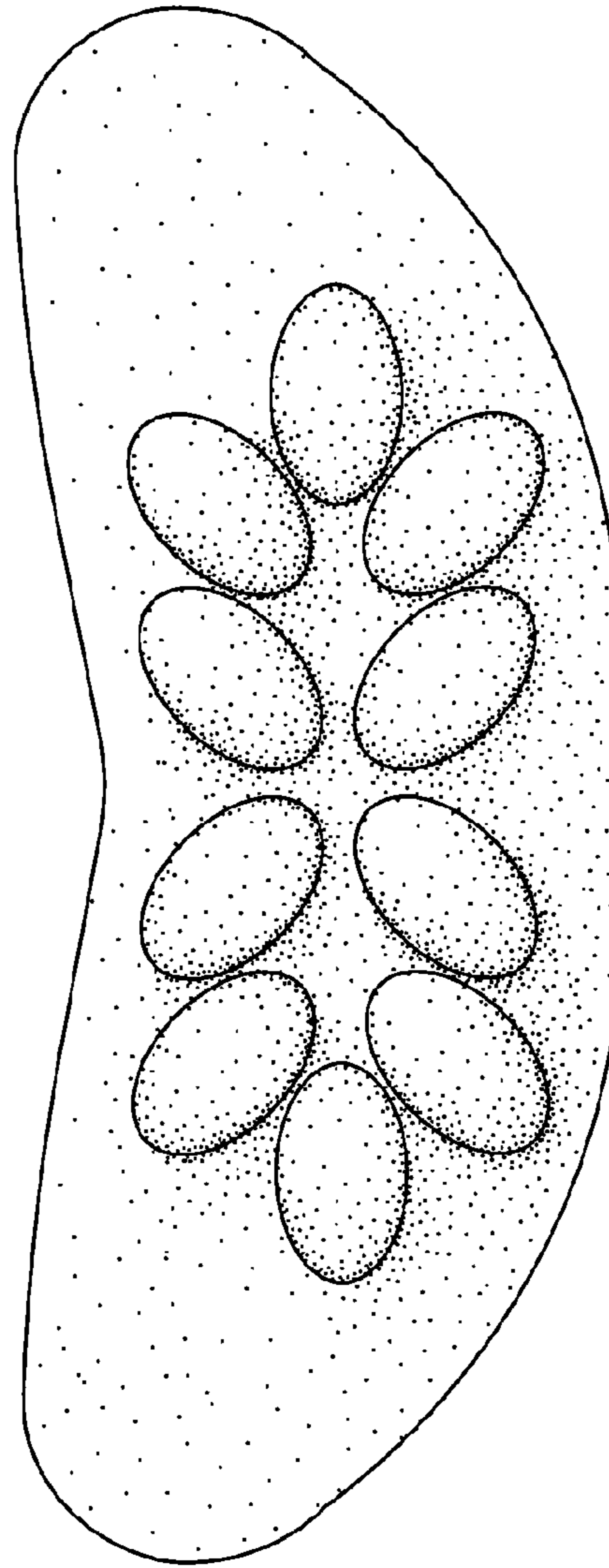


Fig. 2

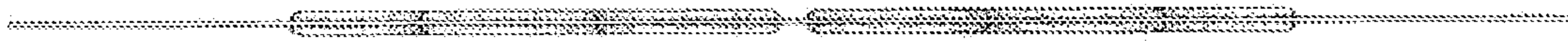


Fig. 3




Fig. 4

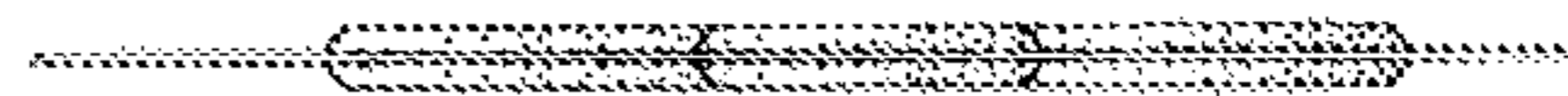


Fig. 5