



US00D572797S

(12) **United States Design Patent**
Kübler

(10) **Patent No.:** **US D572,797 S**
(45) **Date of Patent:** **** Jul. 8, 2008**

(54) **FAUCET**

(75) Inventor: **Daniel Kübler**, Zürich (CH)

(73) Assignee: **KWC AG**, Unterkulm (CH)

(**) Term: **14 Years**

(21) Appl. No.: **29/277,967**

(22) Filed: **Mar. 15, 2007**

(30) **Foreign Application Priority Data**

Sep. 20, 2006 (CH) 133163

(51) **LOC (8) Cl.** **23-01**

(52) **U.S. Cl.** **D23/238**

(58) **Field of Classification Search** D23/200,
D23/238-257; D6/512, 546, 550; D8/300,
D8/307-308, 310-312, 321; 4/675-678;
137/801; 16/110.1, 441

See application file for complete search history.

(56) **References Cited**

U.S. PATENT DOCUMENTS

D355,706 S * 2/1995 Chretien D23/238

D416,077 S * 11/1999 Fleischmann D23/238

D420,430 S * 2/2000 Lobermeier D23/238
D435,088 S * 12/2000 Fleischmann D23/238
D441,426 S * 5/2001 Lim D23/238
D441,429 S * 5/2001 Mullenmeister D23/238
D528,636 S * 9/2006 Latoracca D23/238
D529,991 S * 10/2006 Egli et al. D23/238
D531,699 S * 11/2006 Haug et al. D23/238

* cited by examiner

Primary Examiner—Robert A. Delehanty

Assistant Examiner—Mark Cavanna

(74) *Attorney, Agent, or Firm*—Oblon, Spivak, McClelland,
Maier & Neustadt, P.C.

(57) **CLAIM**

The ornamental design for a faucet, as shown and described.

DESCRIPTION

FIG. 1 is a left side elevational view of the faucet, showing my new design, the right side elevational view being a mirror image of the side view shown;

FIG. 2 is a front elevational view thereof;

FIG. 3 is a top plan view thereof; and,

FIG. 4 is a top and left rear perspective view thereof.

1 Claim, 4 Drawing Sheets





FIG. 1




FIG. 2

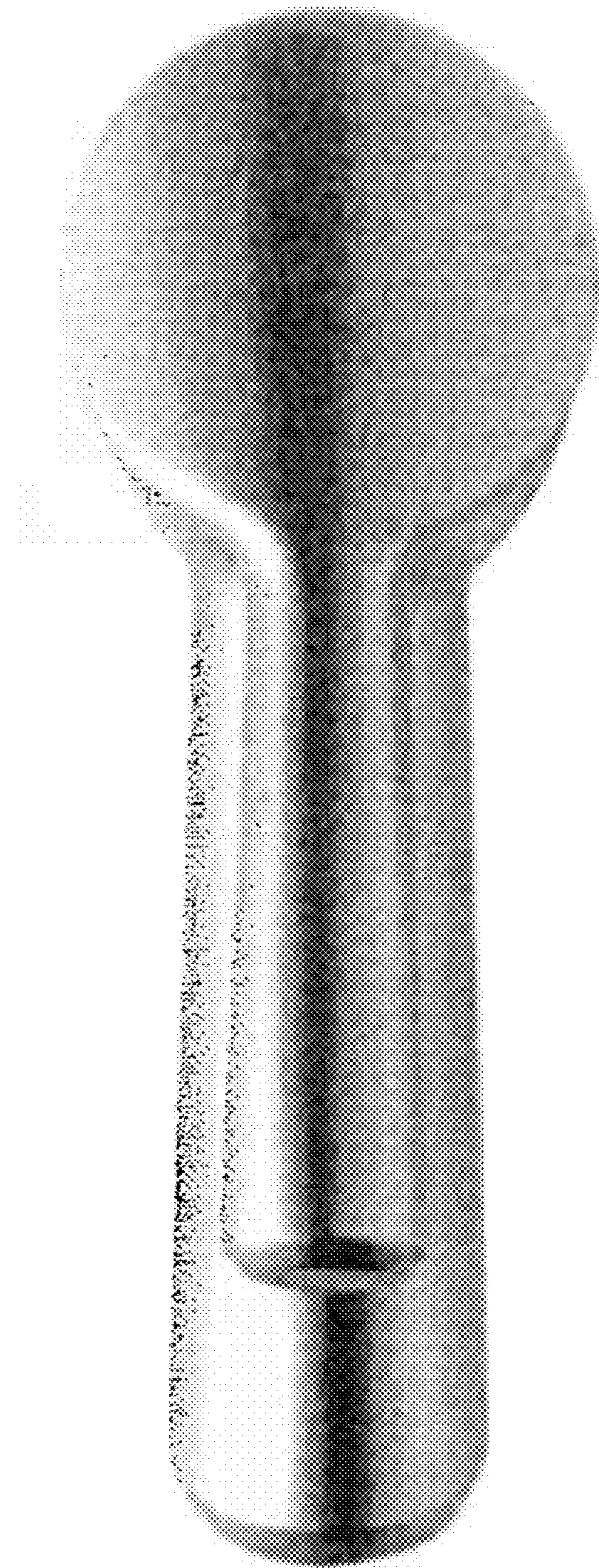


FIG. 3




FIG. 4