



US00D572788S

(12) **United States Design Patent**
Diaz et al.

(10) **Patent No.:** **US D572,788 S**
(45) **Date of Patent:** **** Jul. 8, 2008**

(54) **IRON GOLF CLUB HEAD CAVITY**
(75) Inventors: **Tomas Diaz**, Winchester, CA (US);
Christopher R. Kays, San Marcos, CA
(US); **Peter J. Gilbert**, Carlsbad, CA
(US)
(73) Assignee: **Acushnet Company**, Fairhaven, MA
(US)

D475,107 S * 5/2003 Madore D21/759
D479,568 S * 9/2003 Rodgers et al. D21/747
D486,543 S * 2/2004 Gilbert et al. D21/759
D487,127 S * 2/2004 Madore D21/759
D517,626 S * 3/2006 Gilbert et al. D21/747
D523,917 S * 6/2006 Wolfe et al. D21/747
D526,037 S 8/2006 Kelley
D526,038 S 8/2006 Kelley
D561,285 S * 2/2008 Llewellyn et al. D21/759

* cited by examiner

Primary Examiner—Mitchell I Siegel
(74) *Attorney, Agent, or Firm*—Kristin D. Wheeler

(**) Term: **14 Years**
(21) Appl. No.: **29/281,610**
(22) Filed: **Jun. 27, 2007**

(57) **CLAIM**

The ornamental design for an iron golf club head cavity, as shown and described.

(51) **LOC (8) Cl.** **21-02**
(52) **U.S. Cl.** **D21/759**
(58) **Field of Classification Search** D21/747–751,
D21/753, 759; 473/324–331, 350
See application file for complete search history.

DESCRIPTION

FIG. 1 is a back heel side perspective view of our new iron golf club head cavity;

FIG. 2 is a back view thereof; and,

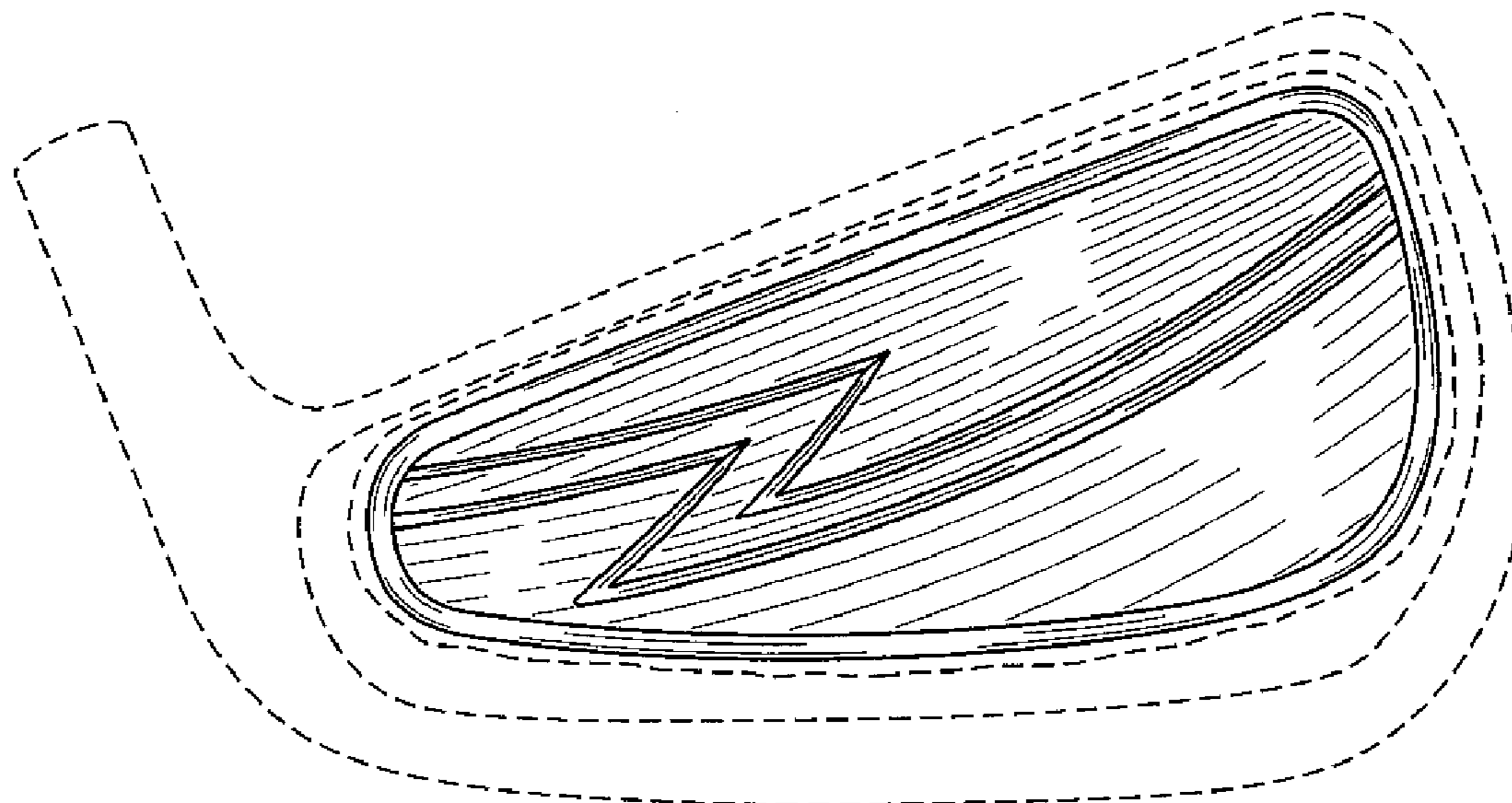
FIG. 3 is a back toe side perspective view thereof.

The portion of the club head shown in phantom does not form any portion of the present invention.

(56) **References Cited**
U.S. PATENT DOCUMENTS

D353,644 S * 12/1994 Hirsch et al. D21/748
D432,611 S * 10/2000 McCabe et al. D21/759
D442,246 S * 5/2001 McCabe et al. D21/759
D469,836 S * 2/2003 Mendralla et al. D21/759

1 Claim, 1 Drawing Sheet



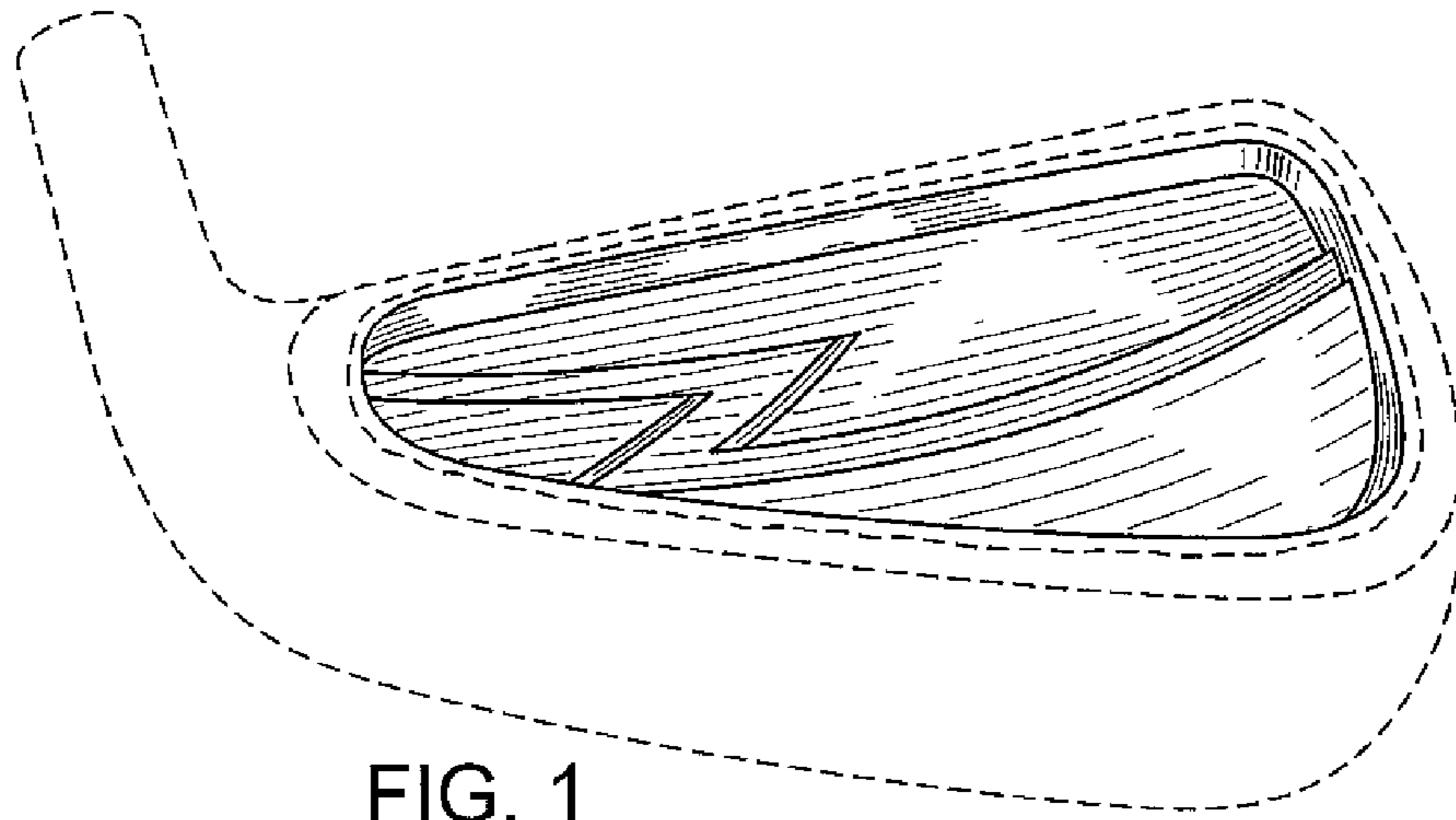


FIG. 1

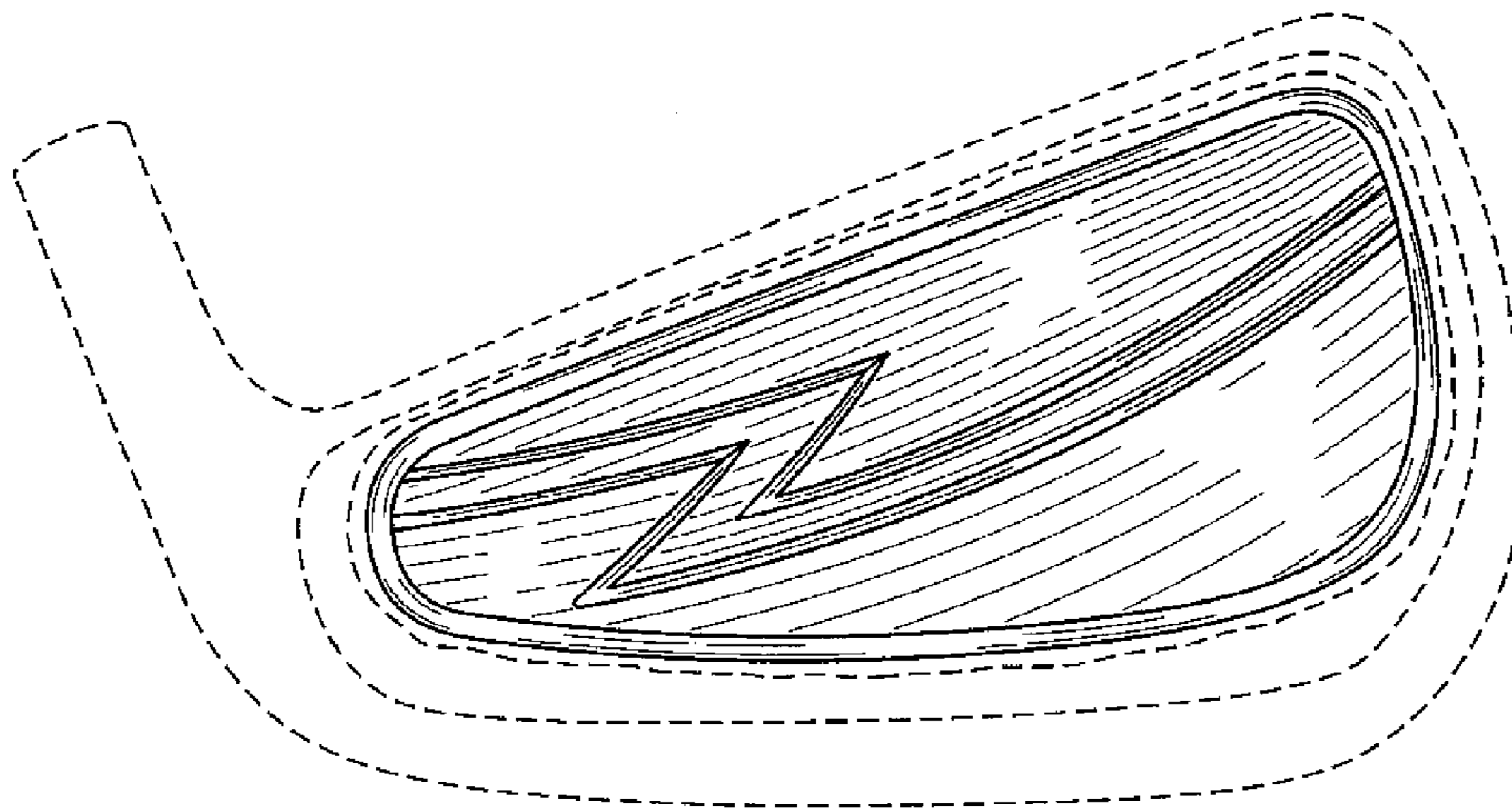


FIG. 2

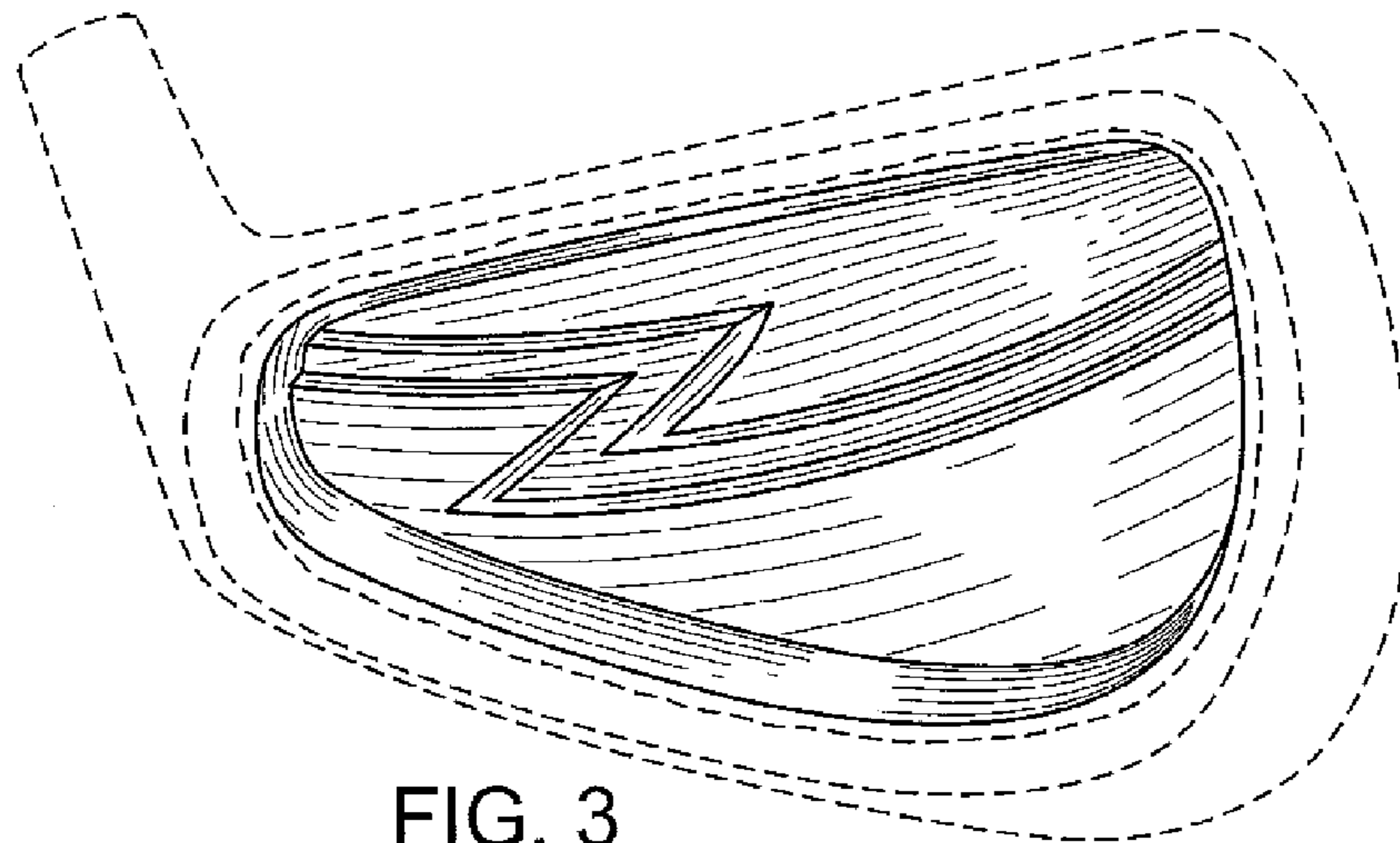


FIG. 3