



US00D572779S

(12) **United States Design Patent**
Penfold

(10) **Patent No.:** **US D572,779 S**
(45) **Date of Patent:** **** Jul. 8, 2008**

(54) **BASEBALL BAT WITH A CONE KNOB HANDLE**

6,929,573 B1 * 8/2005 Chang 473/567
* cited by examiner

(75) Inventor: **Craig Penfold**, Plano, TX (US)

Primary Examiner—Mitchell I Siegel

(73) Assignee: **D Bat Sports, Inc.**, Dallas, TX (US)

(74) *Attorney, Agent, or Firm*—R. Scott Rhoades; Akin Gump Strauss Hauer & Feld

(**) Term: **14 Years**

(57) **CLAIM**

(21) Appl. No.: **29/278,876**

The ornamental design for a baseball bat with a cone knob handle, as shown and described.

(22) Filed: **Apr. 12, 2007**

(51) **LOC (8) Cl.** **21-02**

(52) **U.S. Cl.** **D21/725**

(58) **Field of Classification Search** D21/725;
473/457, 564–568

See application file for complete search history.

DESCRIPTION

FIG. 1 is a perspective view of a baseball bat with cone knob handle in accordance with my new design;

FIG. 2 is another perspective view of the baseball bat with a cone knob handle in accordance with my new design;

FIG. 3 is an elevation view of the baseball bat with a cone knob handle in accordance with my new design;

FIG. 4 is a barrel end view of the baseball bat with cone knob handle in accordance with my new design; and,

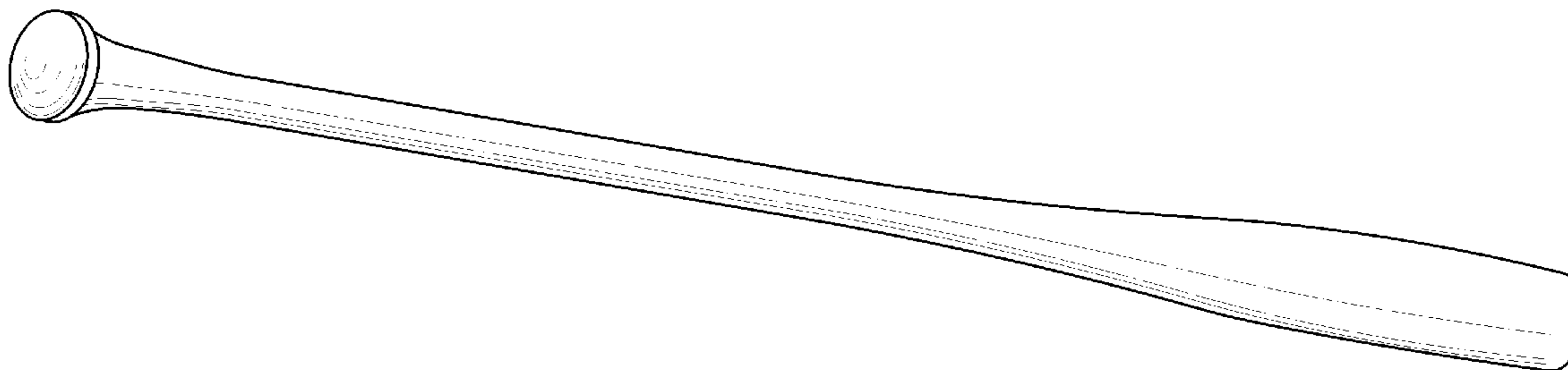
FIG. 5 is a knob end view of the baseball bat with a cone knob handle in accordance with my new design.

(56) **References Cited**

U.S. PATENT DOCUMENTS

4,898,386	A *	2/1990	Anderson	473/457
5,695,419	A *	12/1997	Haringa	473/564
D445,859	S *	7/2001	Pitsenberger	D21/725
D461,213	S *	8/2002	Smith	D21/725
6,878,080	B2 *	4/2005	Chang	473/564

1 Claim, 2 Drawing Sheets



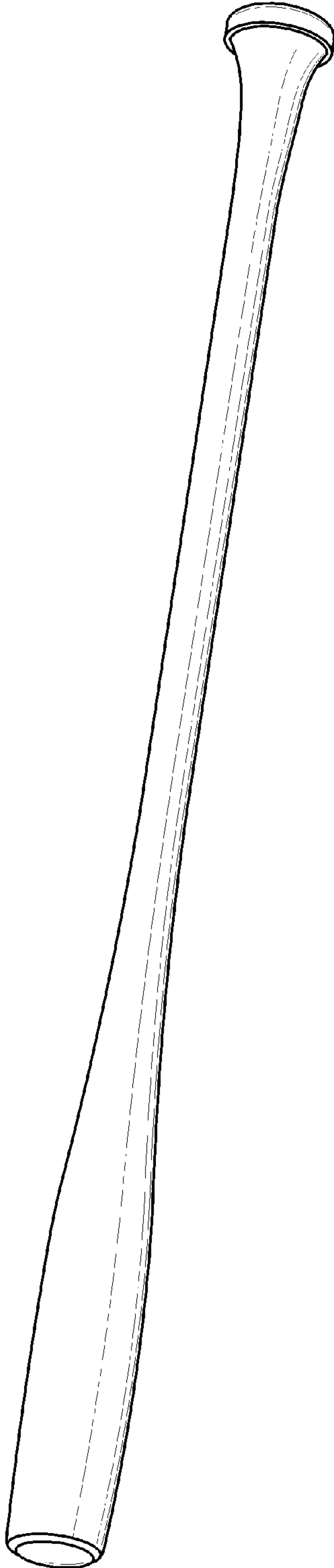


FIG. 1

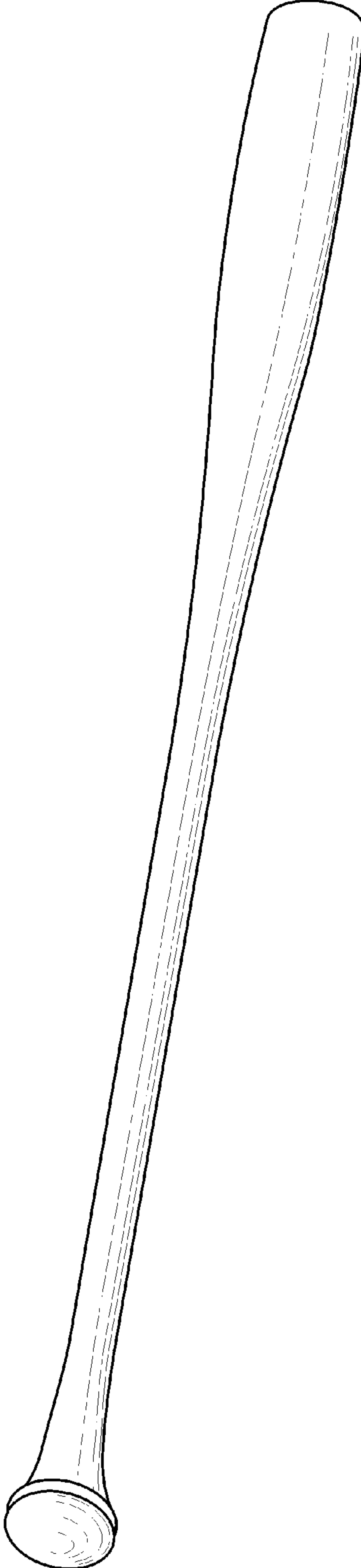


FIG. 2

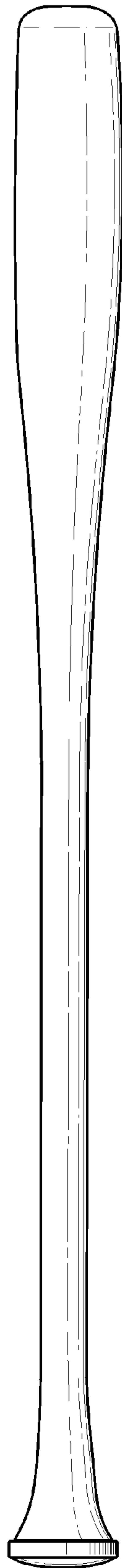


FIG. 3

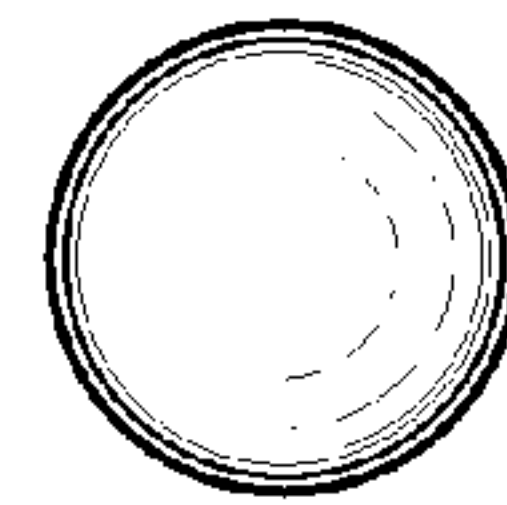


FIG. 4

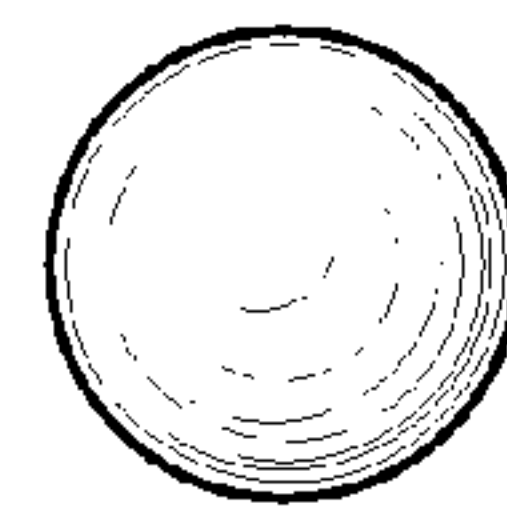


FIG. 5