



US00D572772S

(12) **United States Design Patent**
Barton

(10) **Patent No.:** **US D572,772 S**
(45) **Date of Patent:** **** Jul. 8, 2008**

(54) **INFLATABLE BALLOON**

(75) Inventor: **Leslie W. Barton**, Irving, TX (US)

(73) Assignee: **Barton Enterprises Inc.**, Carrollton, TX (US)

(**) Term: **14 Years**

(21) Appl. No.: **29/306,246**

(22) Filed: **Apr. 4, 2008**

(51) **LOC (8) Cl.** **21-01**

(52) **U.S. Cl.** **D21/440**

(58) **Field of Classification Search** D21/439,
D21/440, 405, 406; D11/117, 121, 125,
D11/144, 157, 184; D20/10, 12, 19, 29,
D20/41, 42, 99; 446/26, 34, 220–226, 419,
446/421; 40/214, 586, 603, 606.12, 610;
428/7–9, 12; 116/DIG. 8, DIG. 9, 173
See application file for complete search history.

(56) **References Cited**

U.S. PATENT DOCUMENTS

D52,352 S	8/1918	Sears	
2,008,552 A	7/1935	Jacobs	
3,470,845 A	10/1969	Mignano	
D229,147 S	11/1973	Snyder	
4,635,936 A *	1/1987	Becker et al.	473/528
4,917,646 A *	4/1990	Kieves	446/224
4,934,986 A	6/1990	Wallace	
4,983,138 A *	1/1991	McGrath	446/224
5,014,757 A *	5/1991	Donaldson et al.	141/114
5,188,558 A	2/1993	Barton et al.	
5,254,026 A *	10/1993	Kaiser	446/220
D347,031 S	5/1994	Axtell	
5,338,243 A	8/1994	Kieves	
D371,574 S	7/1996	Barton et al.	
5,577,947 A	11/1996	Malloy et al.	

D376,101 S	12/1996	Lippens	
5,765,831 A	6/1998	Huffhines	
5,819,448 A	10/1998	Kieves et al.	
5,846,118 A	12/1998	Wu	
6,192,917 B1 *	2/2001	Ramos Loza	137/223
D464,674 S *	10/2002	deHaseth	D19/36
6,632,120 B2	10/2003	Blackman et al.	
6,699,095 B1 *	3/2004	Epstein	446/222
D489,419 S	5/2004	Pomroy	
D492,368 S	6/2004	Pomroy et al.	
D521,875 S	5/2006	Barton et al.	
D522,381 S	6/2006	Barton et al.	
D535,583 S *	1/2007	Phillips	D11/131
D536,745 S	2/2007	Barton	
D537,128 S	2/2007	Barton et al.	
2005/0009439 A1 *	1/2005	Ahn	446/220
2006/0057930 A1	3/2006	Rozenberg	
2007/0249259 A1 *	10/2007	Pham	446/224

* cited by examiner

Primary Examiner—Catherine Tuttle

(74) *Attorney, Agent, or Firm*—Locke Lord Bissell & Lidedell, LLP

(57) **CLAIM**

The ornamental design for an inflatable balloon, as shown and described.

DESCRIPTION

FIG. 1 is a front perspective view of the inflatable balloon showing my new design;

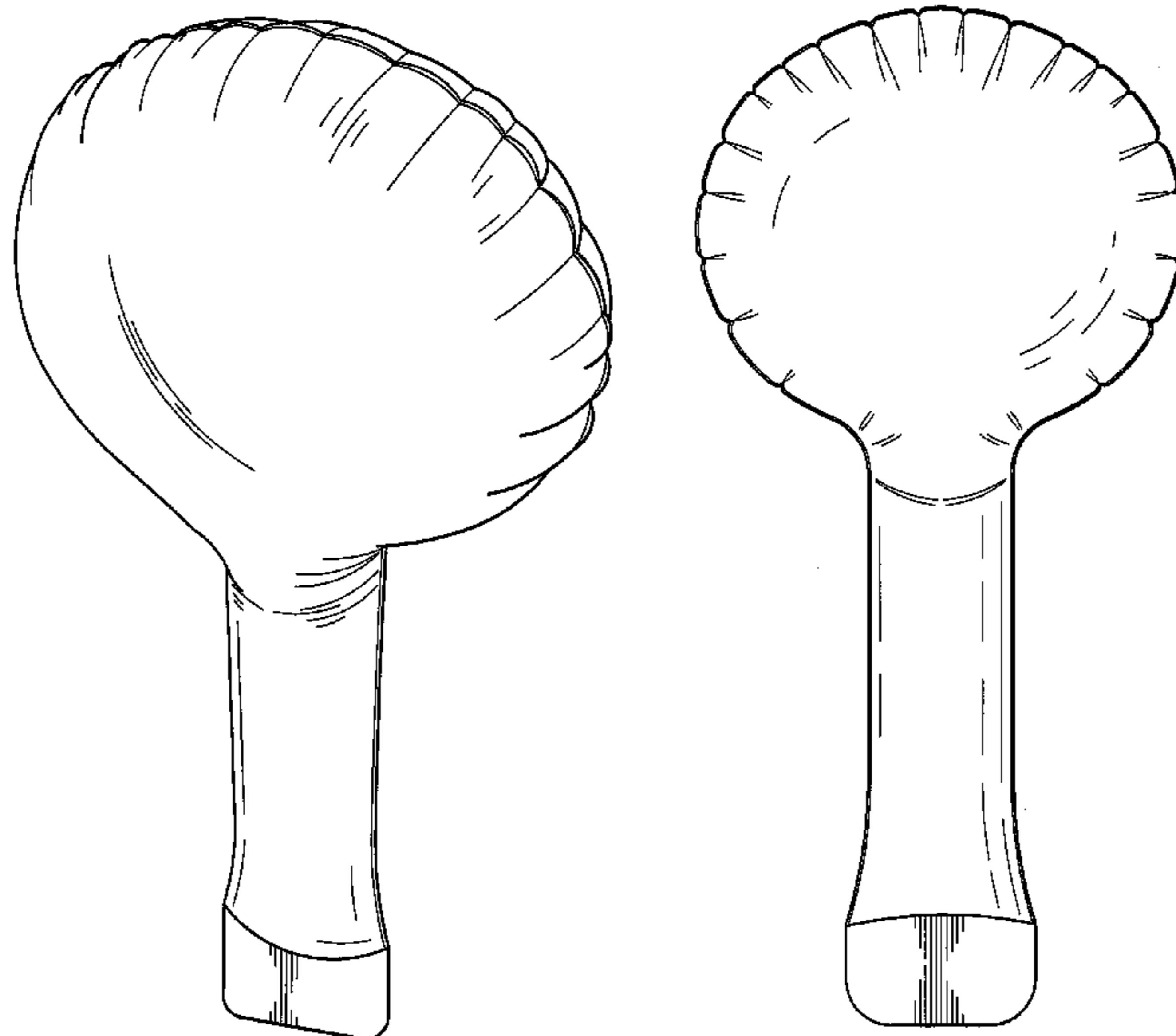
FIG. 2 is a top plan view thereof;

FIG. 3 is a front elevational view thereof, the rear being the same;

FIG. 4 is a left side elevational view, the right side being the same; and,

FIG. 5 is a bottom plan view thereof.

1 Claim, 2 Drawing Sheets



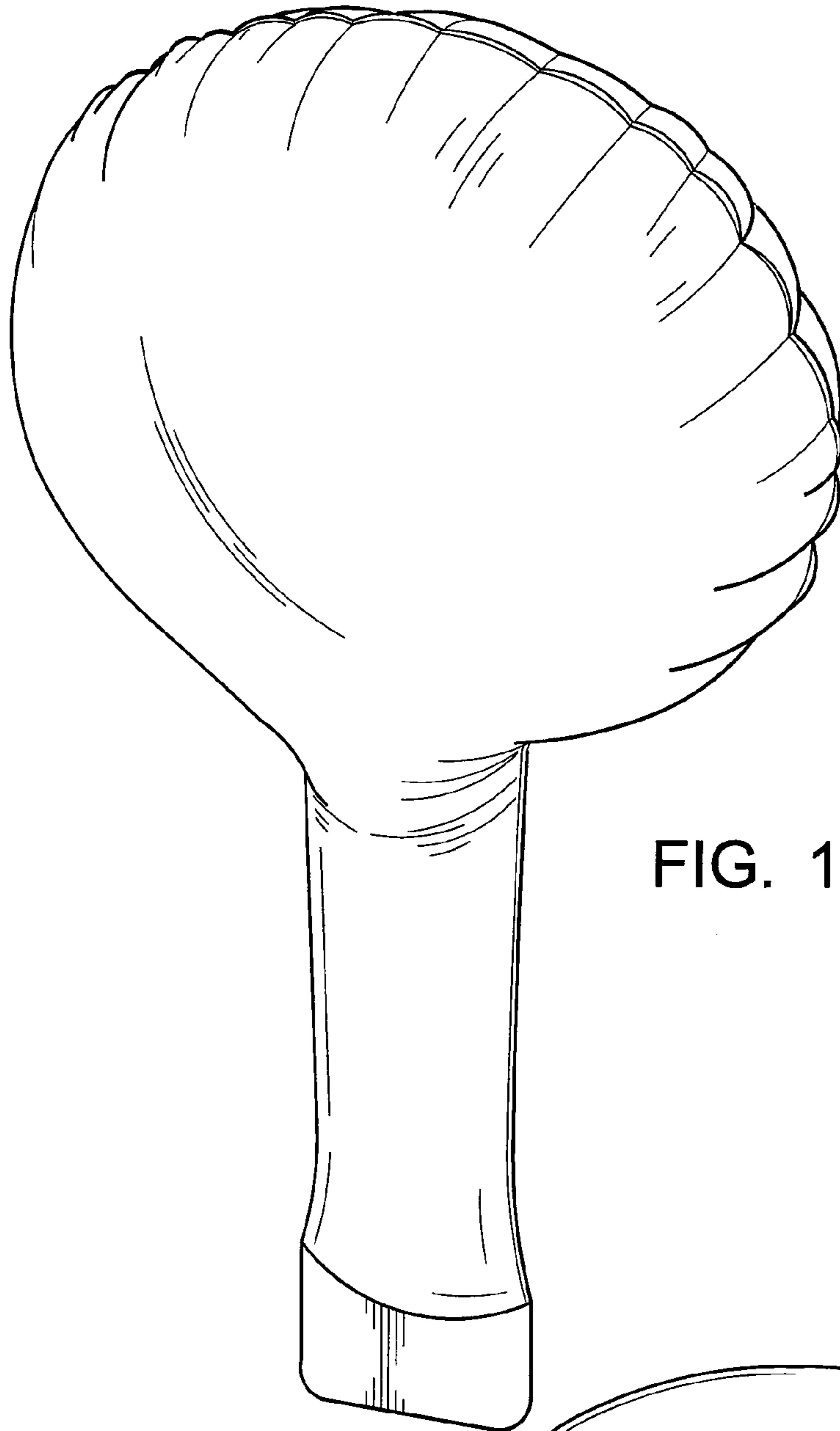


FIG. 1

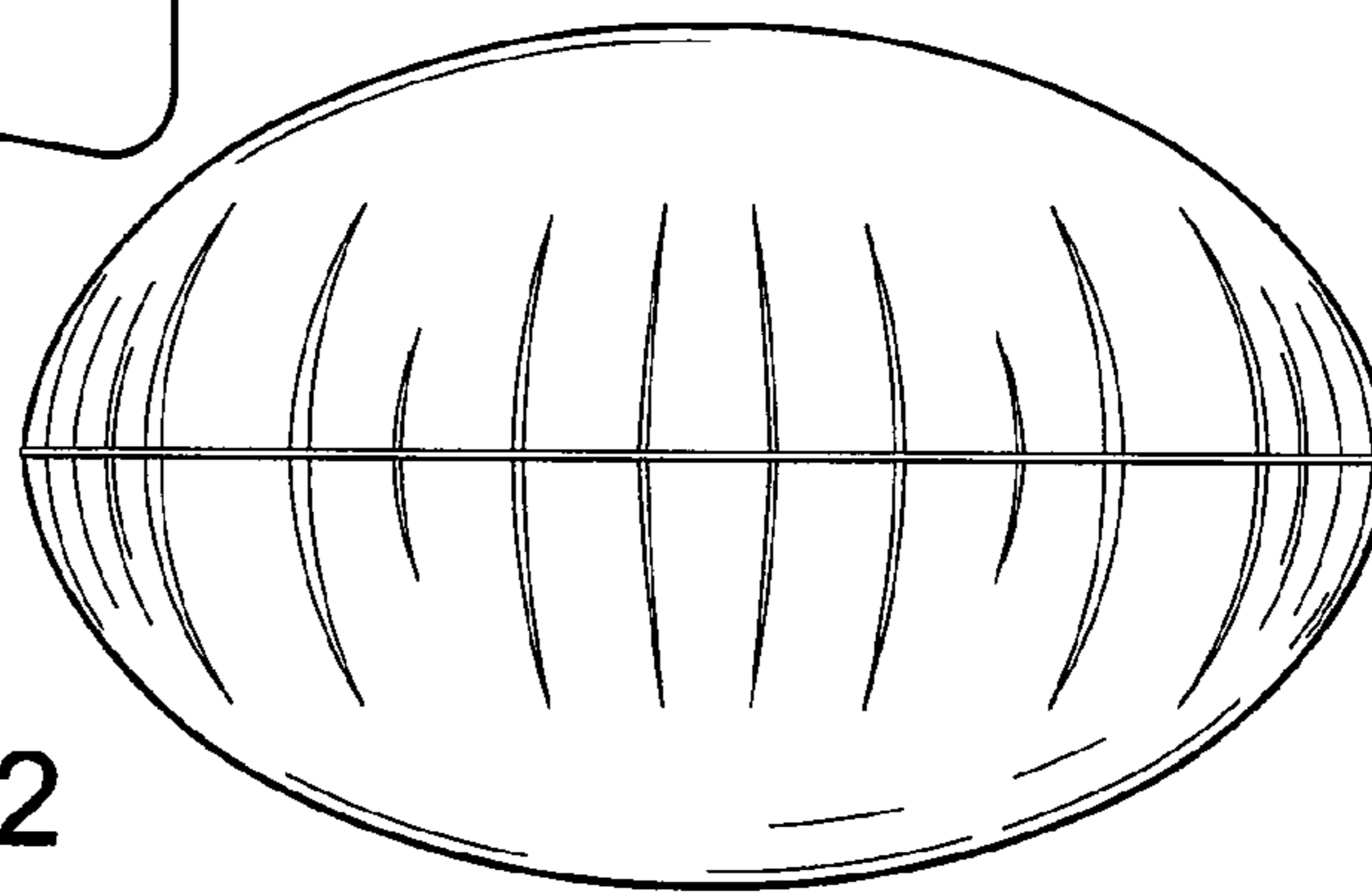


FIG. 2

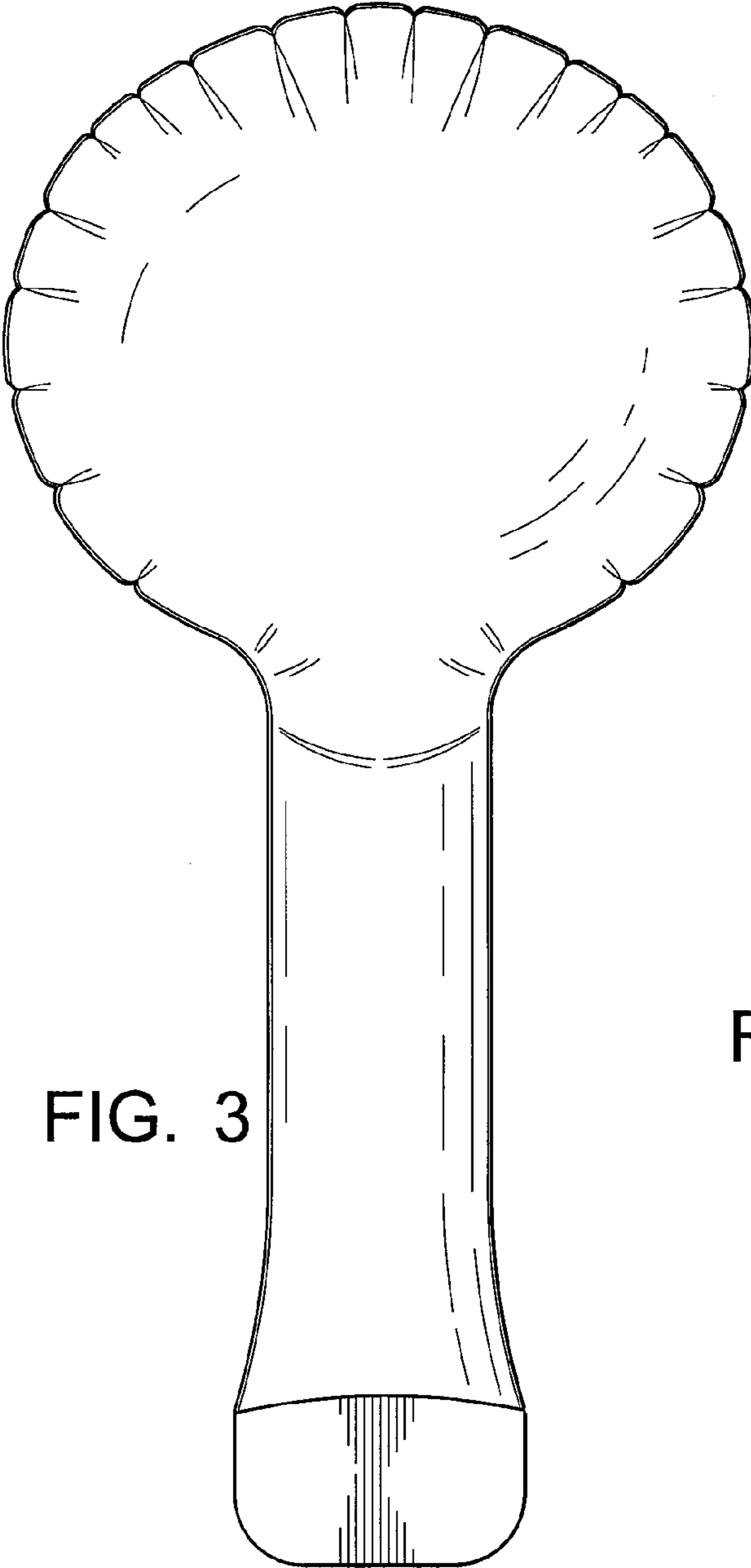


FIG. 3

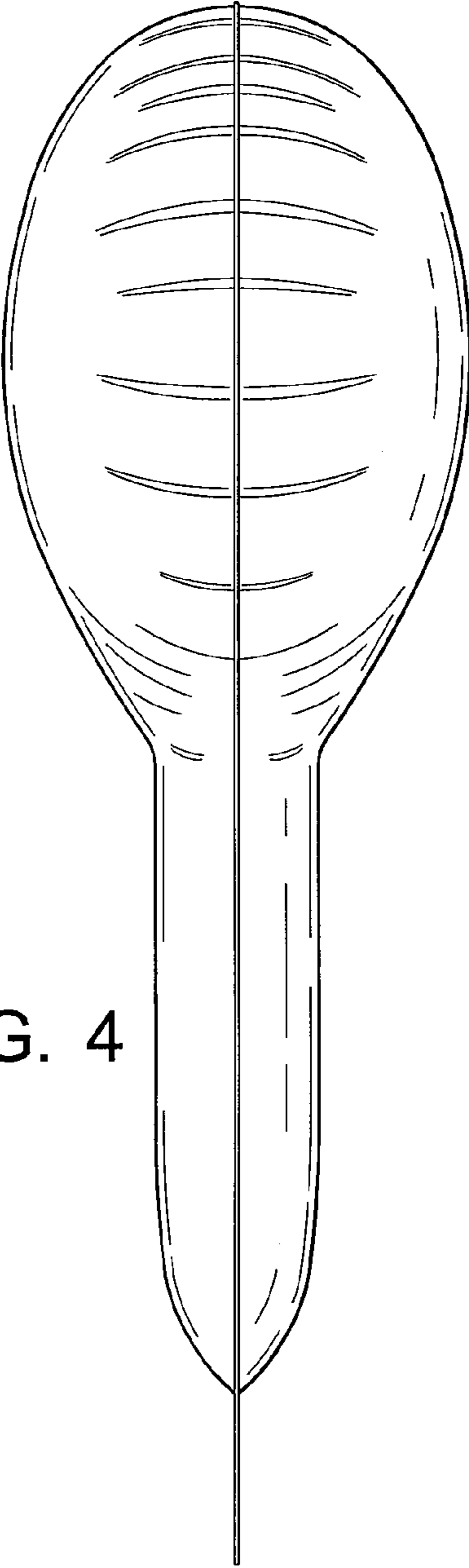


FIG. 4

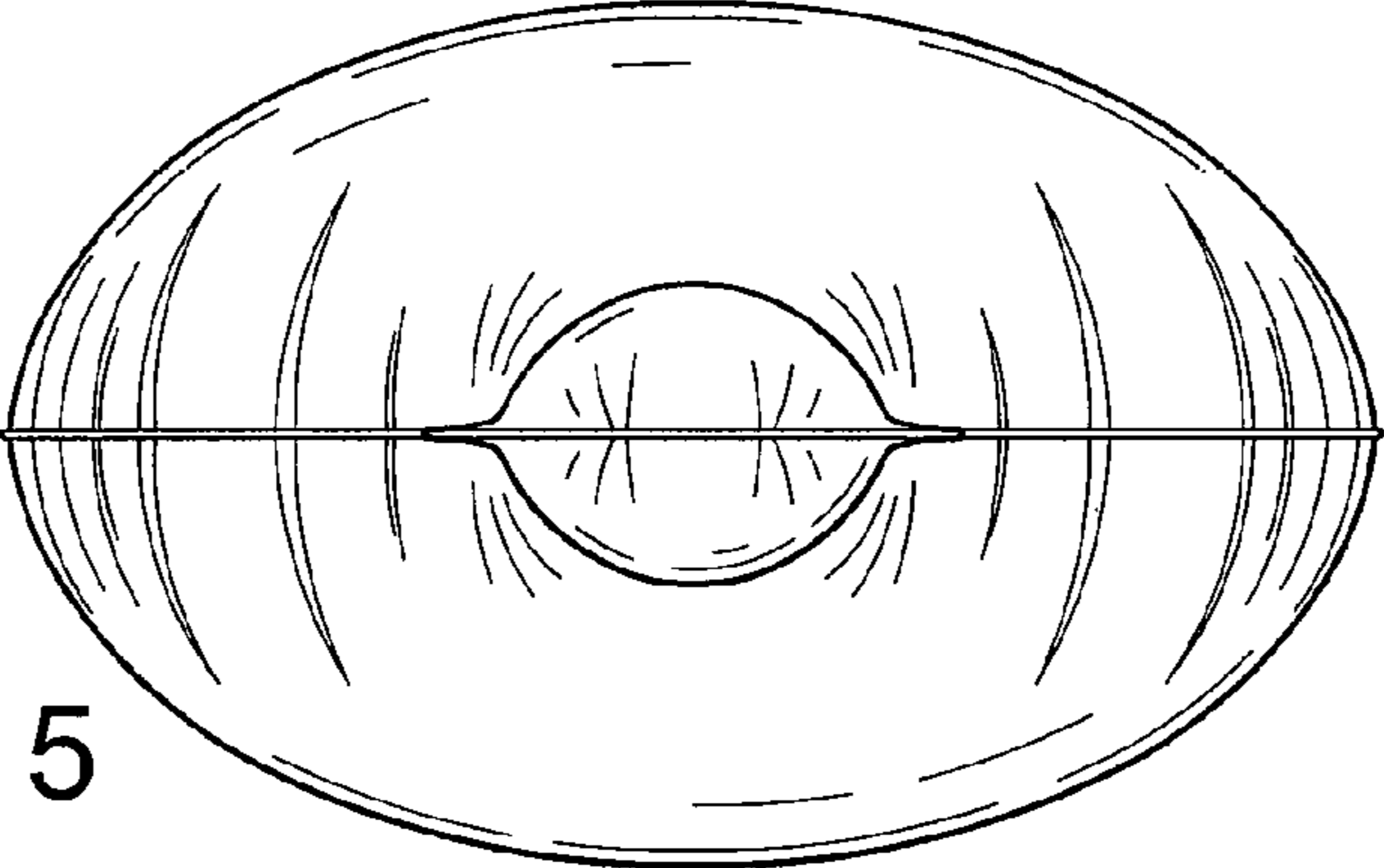


FIG. 5