



US00D572769S

(12) **United States Design Patent**
Quennell

(10) **Patent No.:** **US D572,769 S**

(45) **Date of Patent:** **** Jul. 8, 2008**

(54) **MULTI-SIDED BRIDGE GAME CUBE DIE INDICATOR WITH LEGENDS THEREFOR**

D350,372 S	9/1994	Jamnersten	
5,375,845 A	12/1994	Cooter et al.	
D389,874 S *	1/1998	Kazangian D21/373
D441,806 S	5/2001	Bensimon	
D489,418 S	5/2004	Helton, Sr.	
2007/0049394 A1	3/2007	Moussa	

(76) **Inventor:** **Emelie Quennell**, c/o 300, 1324-17th Avenue S.W., Calgary, Alberta (CA) T2T 5S8

* cited by examiner

(**) **Term:** **14 Years**

Primary Examiner—Sandra Morris

(21) **Appl. No.:** **29/295,532**

(74) *Attorney, Agent, or Firm*—Makey Law Offices, PLLC; Stephen Lewellyn

(22) **Filed:** **Oct. 1, 2007**

(51) **LOC (8) Cl.** **21-03**

(57) **CLAIM**

(52) **U.S. Cl.** **D21/373**

The ornamental design for a multi-sided bridge game cube die indicator with legends therefore, as shown and described.

(58) **Field of Classification Search** D21/371-373, D21/385; 273/146, 148 R, 268

See application file for complete search history.

DESCRIPTION

(56) **References Cited**

FIG. 1 is a top front perspective view of a multi-sided bridge game cube die indicator with legends therefore in accordance with my invention;

U.S. PATENT DOCUMENTS

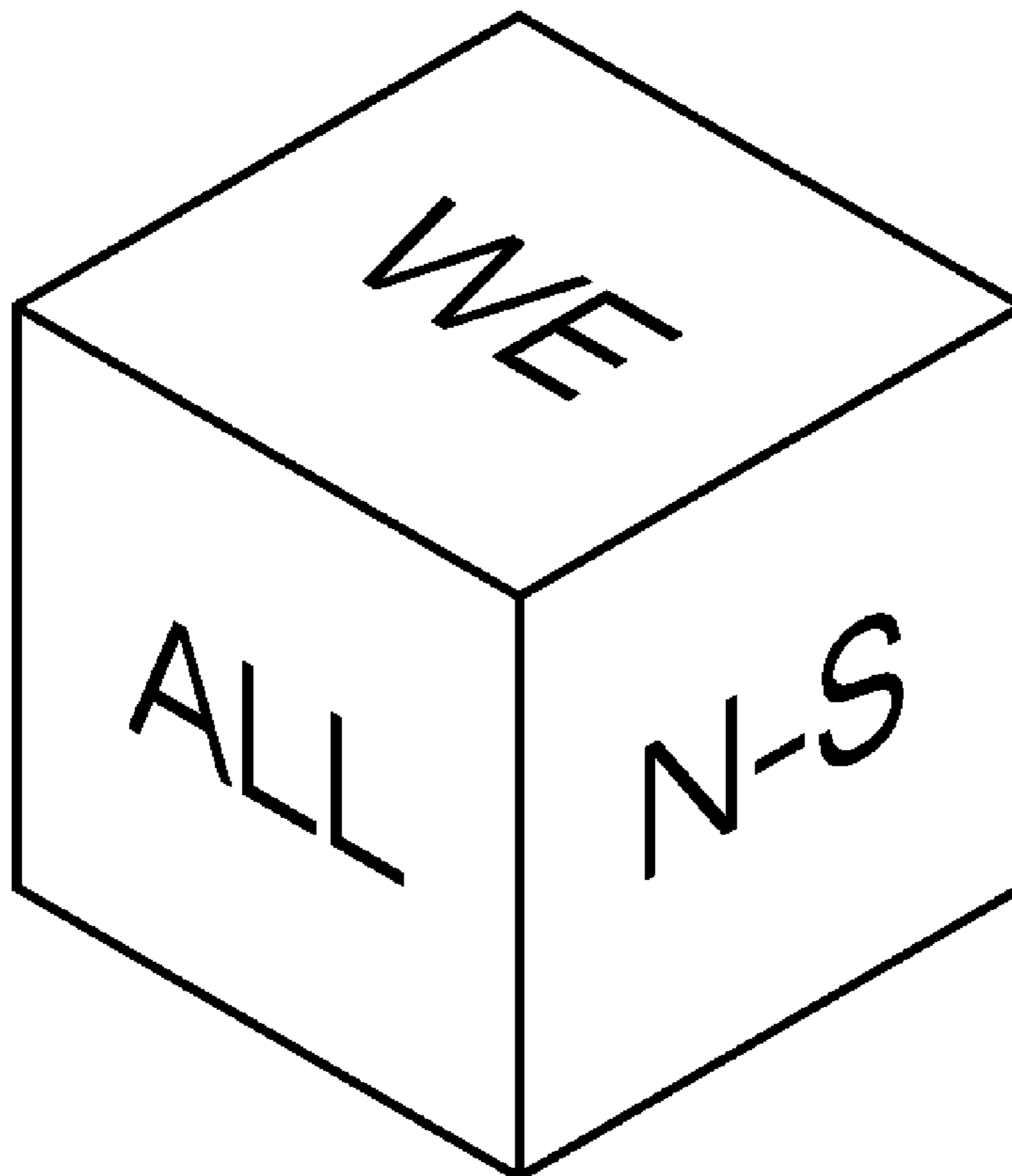
3,743,294 A	7/1973	Forster
3,814,436 A	6/1974	Boren
4,030,764 A	6/1977	Mattos
4,073,493 A	2/1978	Moreland
4,074,442 A	2/1978	Landry
4,130,871 A	12/1978	Olsen et al.
4,327,911 A	5/1982	Ptaszek et al.
4,373,719 A	2/1983	Nelson et al.
5,261,666 A	11/1993	Chen et al.

FIG. 2 is a top rear perspective view of FIG. 1 with coded sides thereof;

FIG. 3 is a bottom front perspective view of FIG. 1 with coded sides thereof; and,

FIG. 4 is a bottom rear perspective view of FIG. 1 with coded sides thereof.

1 Claim, 1 Drawing Sheet



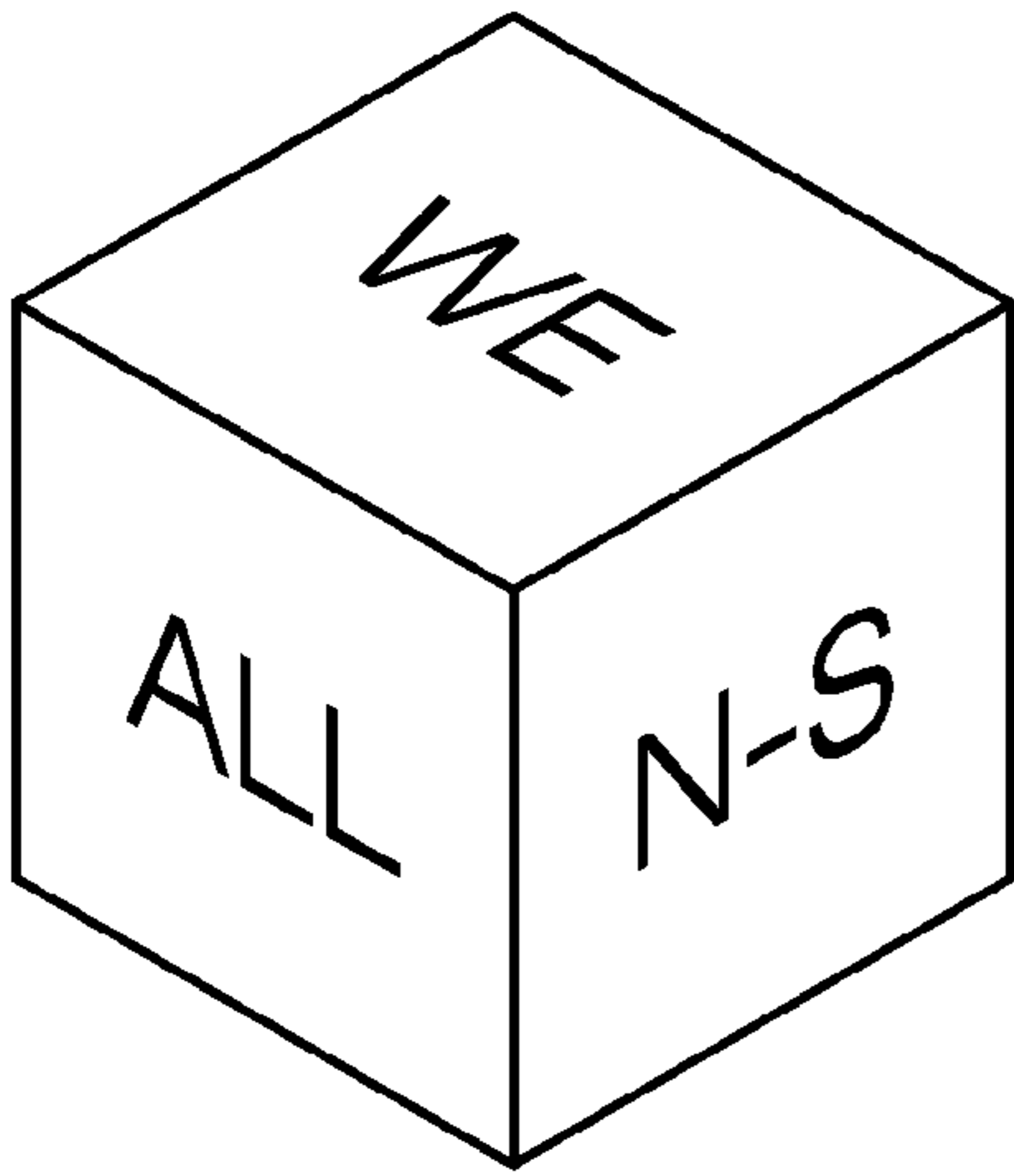


FIG. 1




FIG. 2

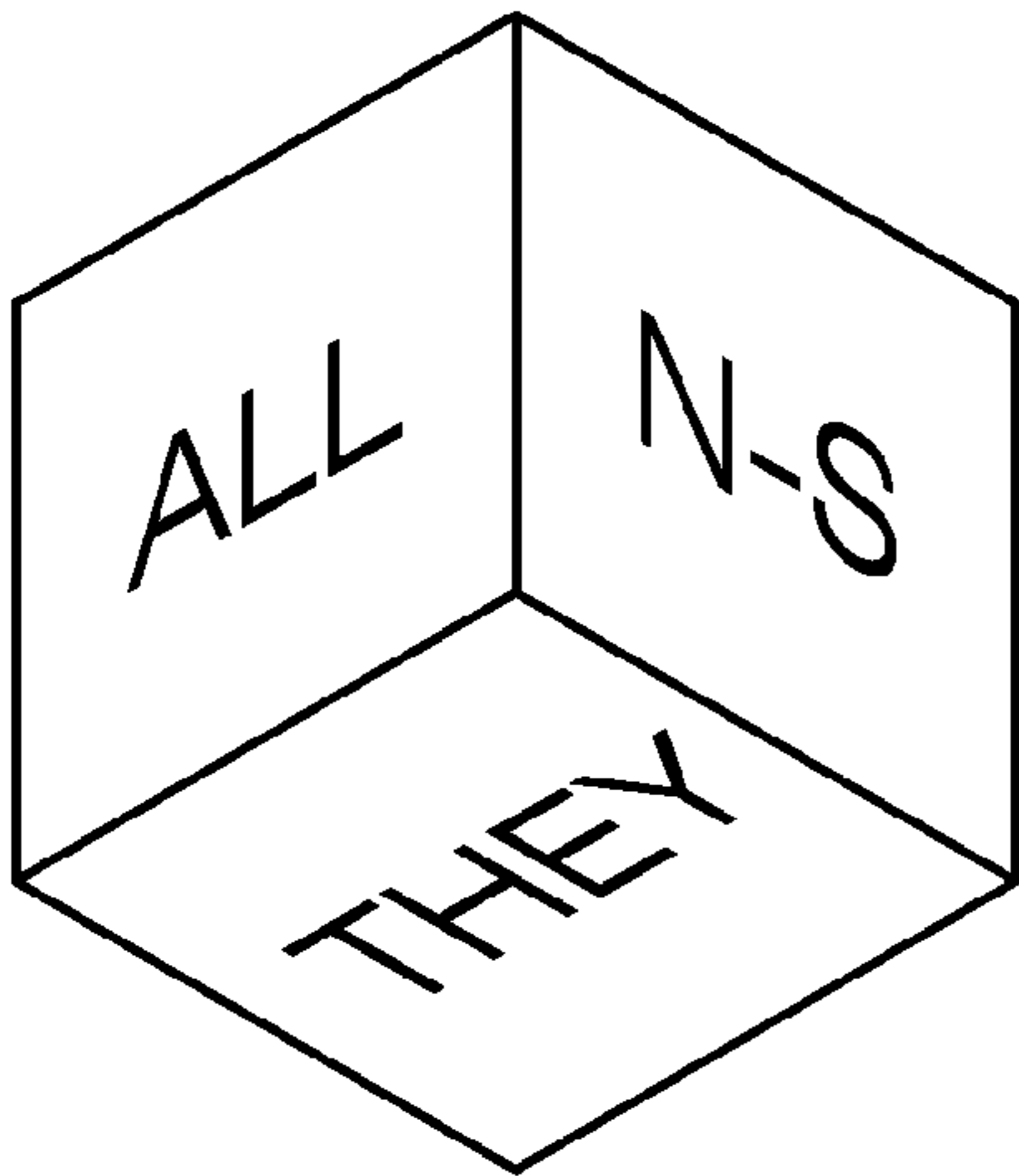


FIG. 3

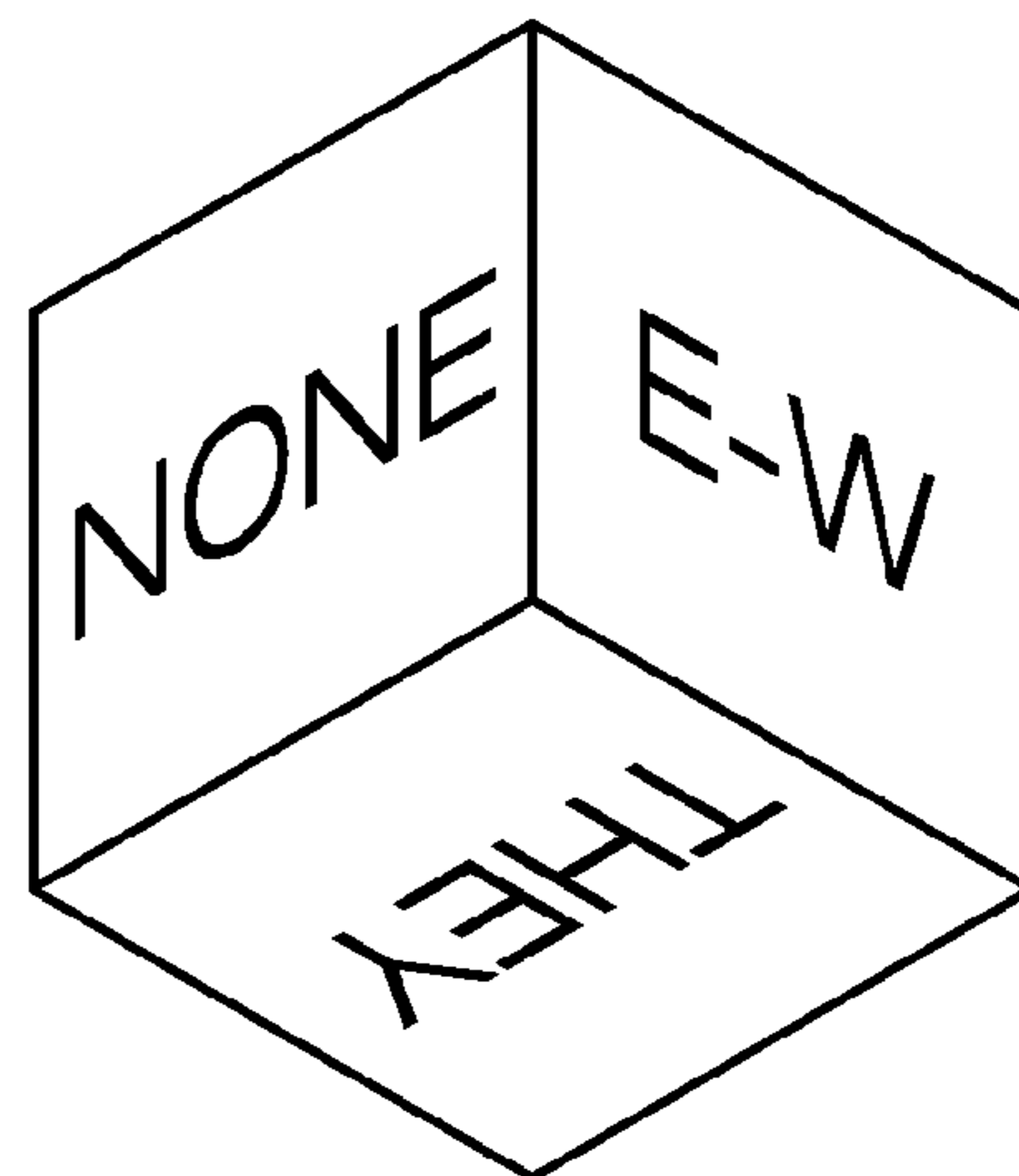


FIG. 4