



US00D572762S

(12) **United States Design Patent**
Bhavnani

(10) **Patent No.:** **US D572,762 S**

(45) **Date of Patent:** **** Jul. 8, 2008**

(54) **PEN CAP AND CLIP**

(75) Inventor: **Dilip Bhavnani**, Beverly Hills, CA (US)

(73) Assignee: **Sun Coast Merchandise Corporation**,
Commerce, CA (US)

(**) Term: **14 Years**

(21) Appl. No.: **29/282,660**

(22) Filed: **Jul. 26, 2007**

Related U.S. Application Data

(63) Continuation-in-part of application No. 29/277,439,
filed on Feb. 26, 2007.

(51) **LOC (8) Cl.** **19-06**

(52) **U.S. Cl.** **D19/57**

(58) **Field of Classification Search** D19/35,
D19/36, 41-51, 53-57; 24/11 R, 11 F, 11 P;
401/52, 99, 100, 104-109, 192, 195, 196
See application file for complete search history.

(56) **References Cited**

U.S. PATENT DOCUMENTS

D443,896 S * 6/2001 Briggl et al. D19/49
D454,589 S * 3/2002 Pellissa Beneyto D19/48
D498,261 S * 11/2004 Hamilton et al. D19/51

D501,882 S * 2/2005 Hamilton et al. D19/51
D503,741 S * 4/2005 Pellissa Beneyto D19/51
D562,382 S * 2/2008 Qiu D19/35
D565,655 S * 4/2008 Bhavnani D19/51

* cited by examiner

Primary Examiner—Elizabeth A Albert

(74) *Attorney, Agent, or Firm*—The Soni Law Firm

(57) **CLAIM**

The ornamental design for a pen cap and clip, as shown and described.

DESCRIPTION

FIG. 1 is a front bottom side perspective view of the pen cap and clip showing my new design;

FIG. 2 is a front elevational view thereof;

FIG. 3 is a right elevational view thereof;

FIG. 4 is a back elevational view thereof;


FIG. 5 is a left elevational view thereof;

FIG. 6 is a bottom plan view thereof; and,

FIG. 7 is a top plan view thereof.

The broken lines depicting environmental structure are for illustrative purposes only and form no part of the claimed design.

1 Claim, 2 Drawing Sheets



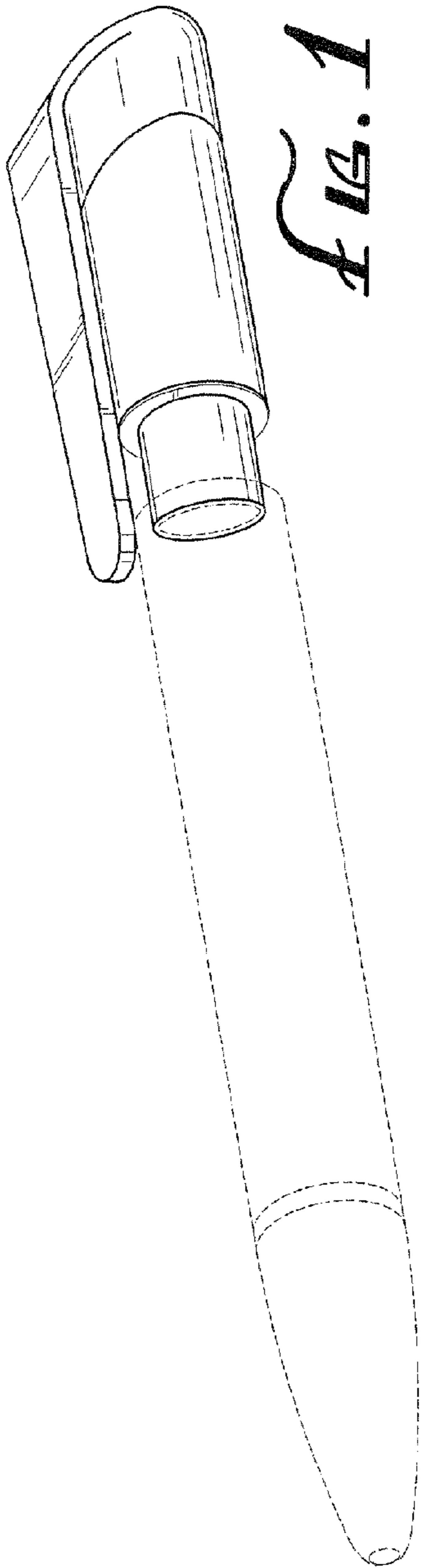


FIG. 1



FIG. 2




FIG. 3

FIG. 4




FIG. 5

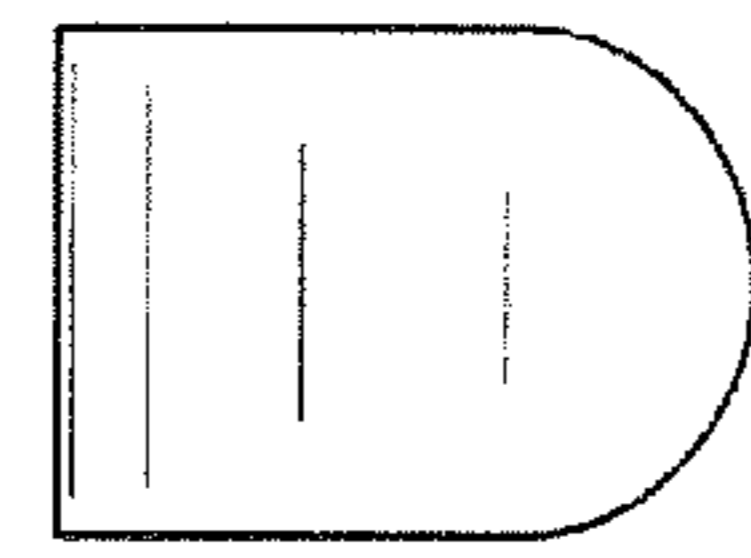



FIG. 7

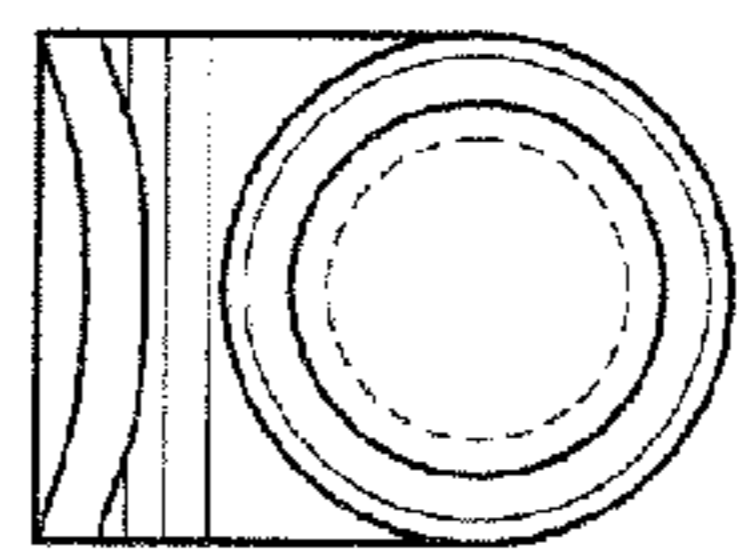


FIG. 8