



US00D572760S

(12) **United States Design Patent**
Ma

(10) **Patent No.:** **US D572,760 S**
(45) **Date of Patent:** **** Jul. 8, 2008**

(54) **MARKER**
(75) Inventor: **Qiankun Ma**, Ningbo (CN)
(73) Assignee: **Beifa Group Co., Ltd.**, Ningbo (CN)
(**) Term: **14 Years**
(21) Appl. No.: **29/282,568**
(22) Filed: **Jul. 24, 2007**
(30) **Foreign Application Priority Data**
Feb. 6, 2007 (CN) 2007 3 0003880

D497,950 S 11/2004 Takanashi
D499,137 S 11/2004 Shibata
D506,500 S 6/2005 Qiu
D506,501 S 6/2005 Qiu
D506,507 S * 6/2005 Qiu D19/51
D508,079 S * 8/2005 Qiu D19/43
D509,536 S 9/2005 Nishida
D510,598 S 10/2005 Qiu
D526,022 S * 8/2006 Qiu D19/51
D526,683 S * 8/2006 Qiu D19/57
D540,381 S * 4/2007 Qiu D19/43
D540,384 S * 4/2007 Qiu D19/43
D541,339 S * 4/2007 Qiu D19/43
D541,341 S * 4/2007 Oi D19/47

(Continued)

(51) **LOC (8) Cl.** **19-06**
(52) **U.S. Cl.** **D19/50**
(58) **Field of Classification Search** D19/35,
D19/36, 41-51, 53-57; 24/11 R, 11 F, 11 P;
401/52, 99, 100, 104-109, 192, 195, 196
See application file for complete search history.

Primary Examiner—Elizabeth A Albert
(74) *Attorney, Agent, or Firm*—Christensen O'Connor
Johnson Kindness PLLC

(57) **CLAIM**

The ornamental design for a marker, as shown and described.

(56) **References Cited**

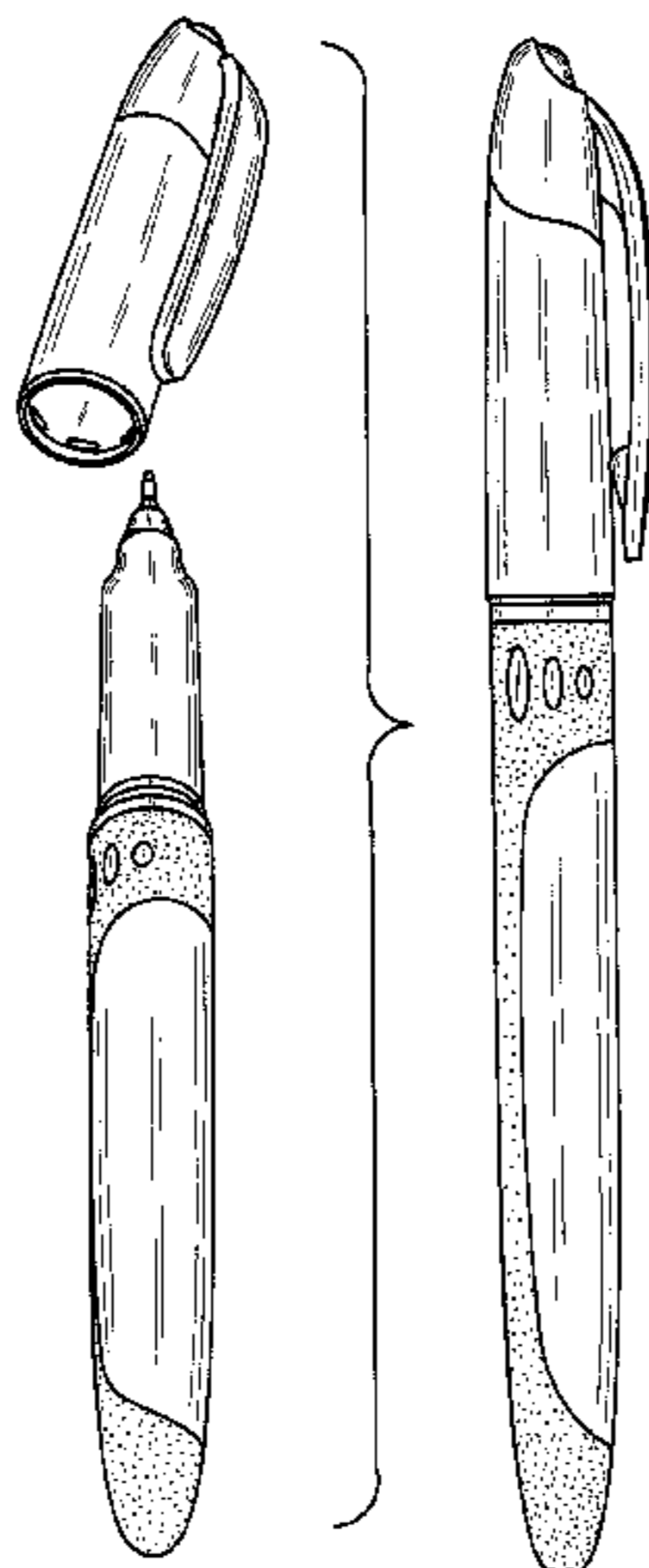
U.S. PATENT DOCUMENTS

D162,805 S 4/1951 Ferber
D253,060 S 10/1979 Itoh
D339,822 S 9/1993 Mock
D389,863 S 1/1998 Nguyen
D392,316 S 3/1998 Verhaeghe
D404,426 S 1/1999 Takanashi
D426,572 S 6/2000 Salemme
D454,588 S 3/2002 Takanashi
D462,386 S 9/2002 Iwase
D462,990 S 9/2002 Hwang
D472,576 S 4/2003 Koury
D480,421 S 10/2003 Hui
D482,067 S * 11/2003 Yang D19/50
D483,066 S 12/2003 Takanashi
D483,067 S 12/2003 Takanashi
D484,186 S 12/2003 Monti
D484,538 S 12/2003 Daida
D489,088 S 4/2004 Arita
D492,963 S * 7/2004 Qiu D19/43
D496,961 S 10/2004 Daida

DESCRIPTION

FIG. 1 is an upper front right perspective view of a marker showing my new design;
FIG. 2 is an upper rear right perspective view of the marker shown in FIG. 1 with the cap removed and placed on the opposite end of the marker;
FIG. 3 is an exploded lower left side perspective view of the marker shown in FIG. 1;
FIG. 4 is a bottom plan view thereof;
FIG. 5 is a top plan view thereof;
FIG. 6 is a left side elevation view thereof;
FIG. 7 is a front elevation view thereof;
FIG. 8 is a right side elevation view thereof; and,
FIG. 9 is a rear elevation view thereof.
The stippling in the drawings represents a texture on the surface of the marker.

1 Claim, 4 Drawing Sheets



US D572,760 S

Page 2

| U.S. PATENT DOCUMENTS | | | |
|-----------------------|---------|--------------|-------------------------------|
| D552,675 S | 10/2007 | Zhang | |
| D553,189 S | 10/2007 | Qiu | |
| D553,191 S * | 10/2007 | Qiu | D19/50 * cited by examiner |
| | | D562,387 S | 2/2008 Qiu |
| | | D562,395 S | 2/2008 Qiu |
| | | D562,891 S * | 2/2008 Qiu et al. D19/47 |
| | | D563,471 S | 3/2008 Qiu |

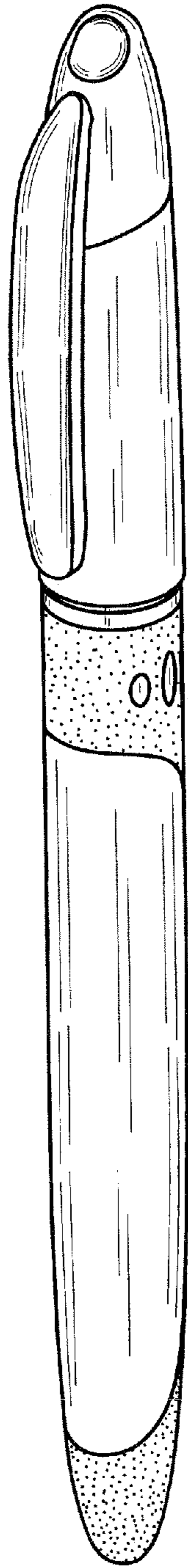


Fig. 1.

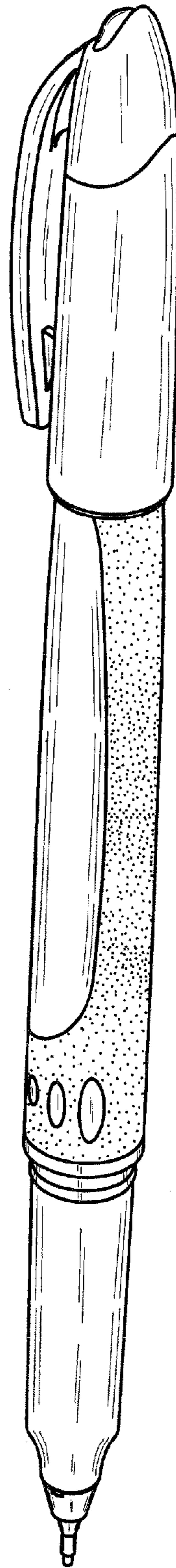


Fig. 2.

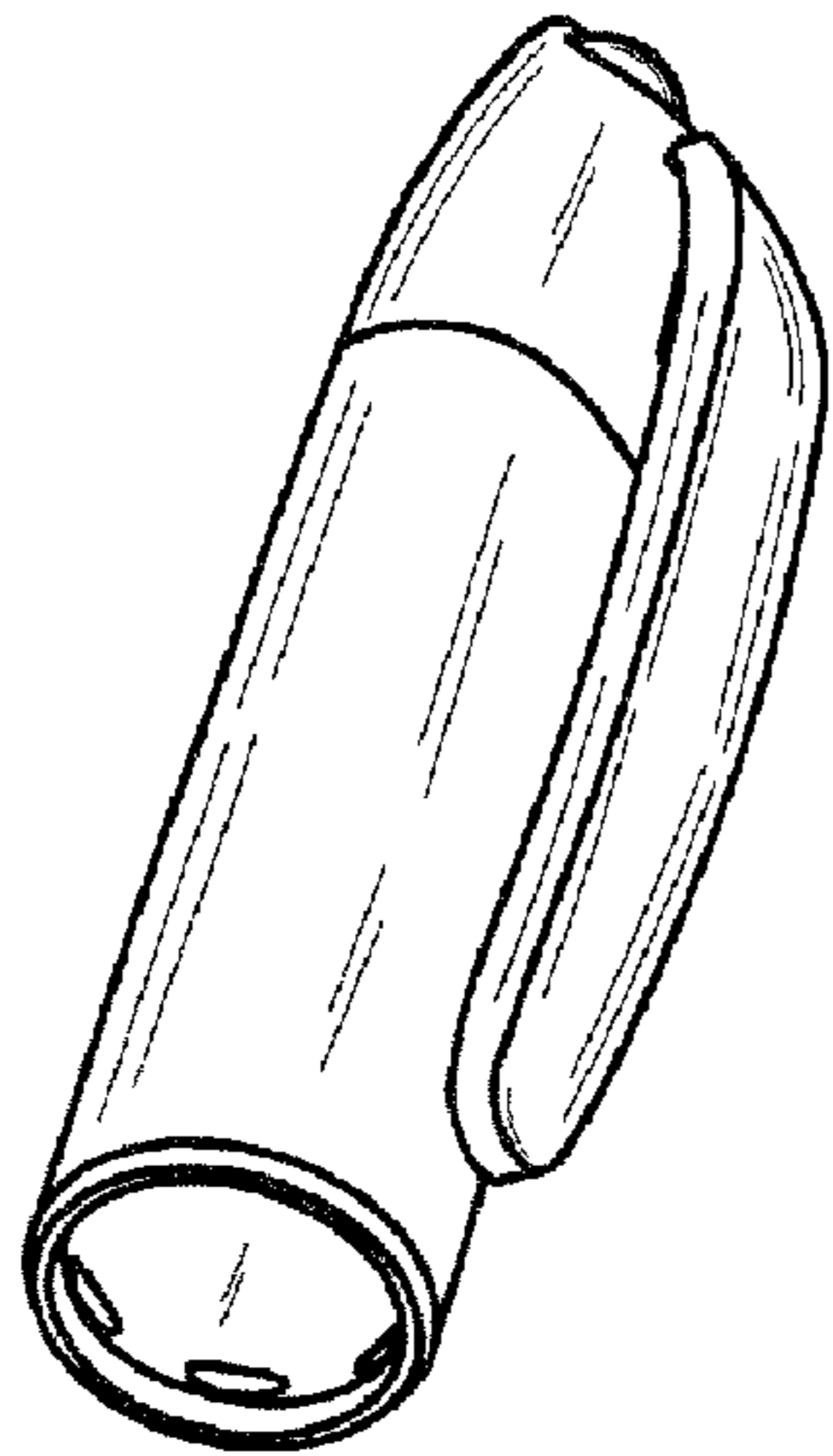


Fig. 3.

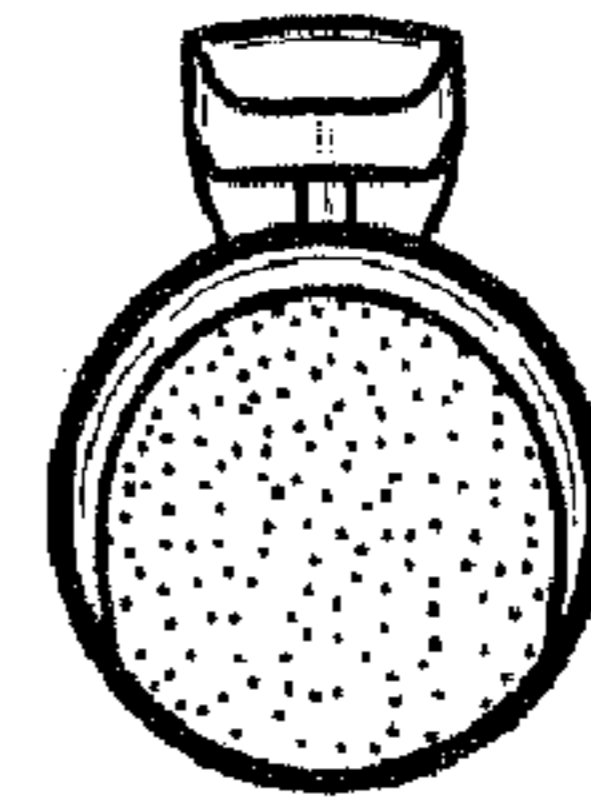



Fig. 4.

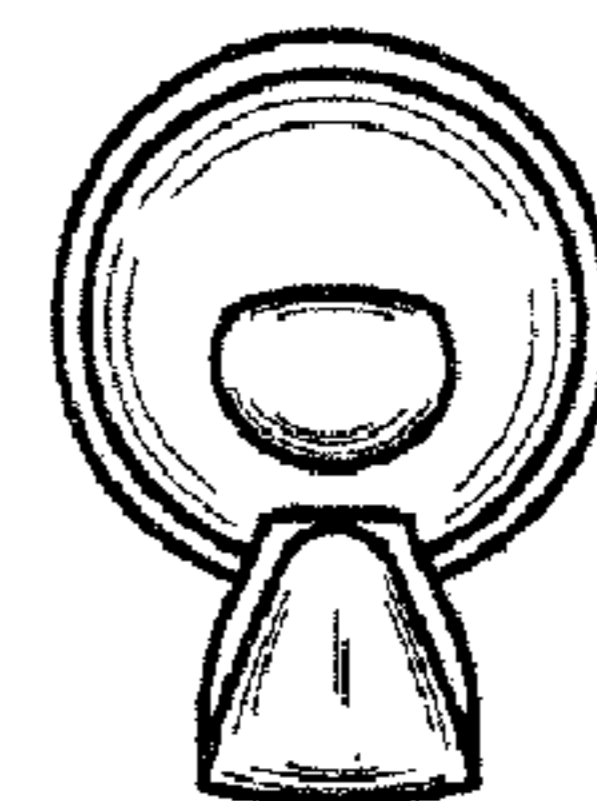


Fig. 5.

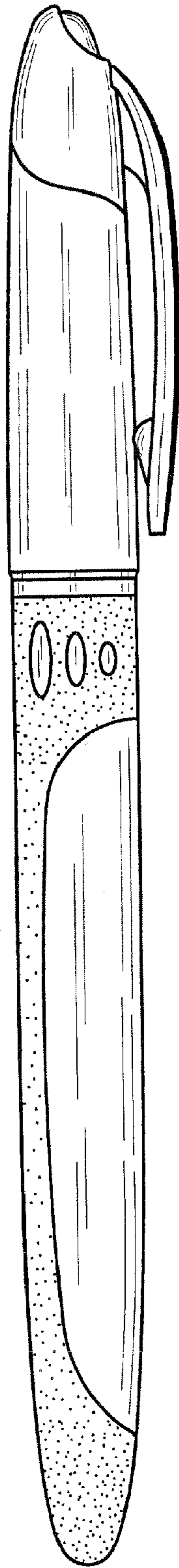


Fig. 6.

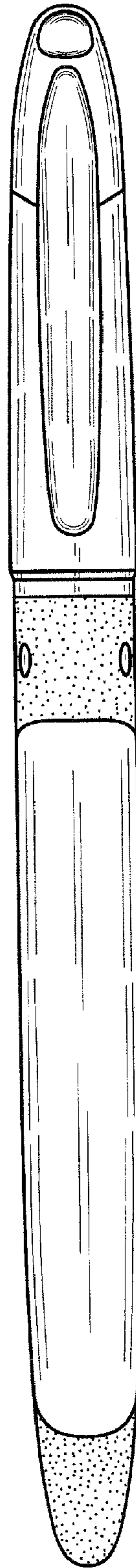


Fig. 7.

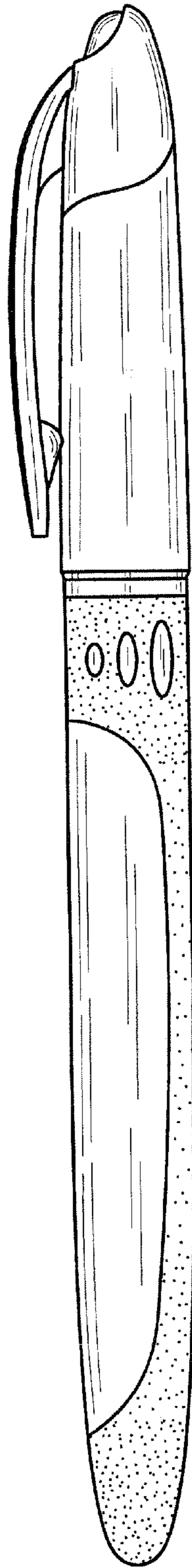


Fig. 8.

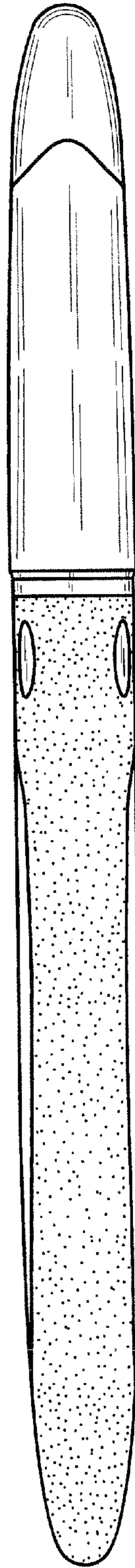


Fig. 9.

UNITED STATES PATENT AND TRADEMARK OFFICE
CERTIFICATE OF CORRECTION

PATENT NO. : Des. 572,760 S
APPLICATION NO. : 29/282568
DATED : July 8, 2008
INVENTOR(S) : Q. Ma

Page 1 of 1

It is certified that error appears in the above-identified patent and that said Letters Patent is hereby corrected as shown below:

| <u>COLUMN</u> | <u>LINE</u> | <u>ERROR</u> |
|-----------------------------------|--|---|
| Title page Item [30] col. 1 | Foreign Application Priority Data | “2007 3 0003880” should read --2007 3 0003880.9-- |
| Title page Item [74] col. 2 | Primary Examiner | “Elizabeth A Albert” should read --Elizabeth A. Albert-- |

Signed and Sealed this

Twenty-sixth Day of May, 2009



JOHN DOLL
Acting Director of the United States Patent and Trademark Office