



US00D572754S

(12) **United States Design Patent**
Li

(10) **Patent No.:** **US D572,754 S**
(45) **Date of Patent:** **** Jul. 8, 2008**

(54) **HIGHLIGHTER**

D546,388 S * 7/2007 Hung D19/43

(75) Inventor: **Liming Li**, Ningbo (CN)

(73) Assignee: **Beifa Group Co., Ltd.**, Ningbo (CN)

(**) Term: **14 Years**

(21) Appl. No.: **29/280,617**

(22) Filed: **Jun. 1, 2007**

(30) **Foreign Application Priority Data**

Dec. 7, 2006 (CN) 2006 3 0307634

(51) **LOC (8) Cl.** **19-06**

(52) **U.S. Cl.** **D19/43**

(58) **Field of Classification Search** D19/35,
D19/36, 41, 42, 43, 44, 45, 46, 47, 48, 49,
D19/50, 51, 54, 55, 56, 57; D27/146; 24/11 R,
24/11 F, 11 P; 40/334; 401/6, 52, 99, 100,
401/104, 105, 106, 107, 108, 109, 192, 195,
401/243, 244, 245, 246, 247; 362/118

See application file for complete search history.

(56) **References Cited**

U.S. PATENT DOCUMENTS

D155,570 S	*	10/1949	Ballard	D4/116
D201,412 S		6/1965	De Groft		
D205,330 S		7/1966	Capezzuto		
D313,623 S	*	1/1991	Yazaki	D19/48
D369,183 S	*	4/1996	Yoshida	D19/49
D403,703 S		1/1999	Campbell		
D436,825 S	*	1/2001	Chen	D8/99
D450,086 S	*	11/2001	Rosenbaum	D19/36
D472,925 S		4/2003	Nishitani		
D477,362 S		7/2003	Belton		
D482,065 S	*	11/2003	Hung	D19/36
D497,949 S		11/2004	Furlong		
D504,151 S	*	4/2005	Furlong	D19/43
D508,079 S		8/2005	Qiu		
D540,382 S		4/2007	Qiu		
D541,339 S		4/2007	Qiu		

OTHER PUBLICATIONS

Qiu, Z., and L. Li, "Highlighter," U.S. Appl. No. 29/250,873, filed Dec. 4, 2006.

Qiu, Z., and L. Li, "Highlighter," U.S. Appl. No. 29/277,084, filed Feb. 13, 2007.

Qiu, Z., and Y. Shi, "Dual-Tip Highlighter," U.S. Appl. No. 29/277,088, filed Feb. 13, 2007.

Qiu, Z., and Y. Shi, "Highlighter," U.S. Appl. No. 29/250,870, filed Dec. 4, 2006.

* cited by examiner

Primary Examiner—Elizabeth A. Albert

Assistant Examiner—Karen E Eldridge Powers

(74) *Attorney, Agent, or Firm*—Christensen O'Connor Johnson Kindness PLLC

(57) **CLAIM**

The ornamental design for a highlighter, as shown and described.

DESCRIPTION

FIG. 1 is an upper front right perspective view of a highlighter showing my new design;

FIG. 2 is an exploded front right perspective view thereof;

FIG. 3 is an upper front perspective view of the highlighter shown in FIG. 1, with the highlighter cap removed and placed on the opposite end of the highlighter;

FIG. 4 is a top plan view of the highlighter shown in FIG. 1;

FIG. 5 is a bottom plan view of the highlighter thereof;

FIG. 6 is a right side elevation view thereof;

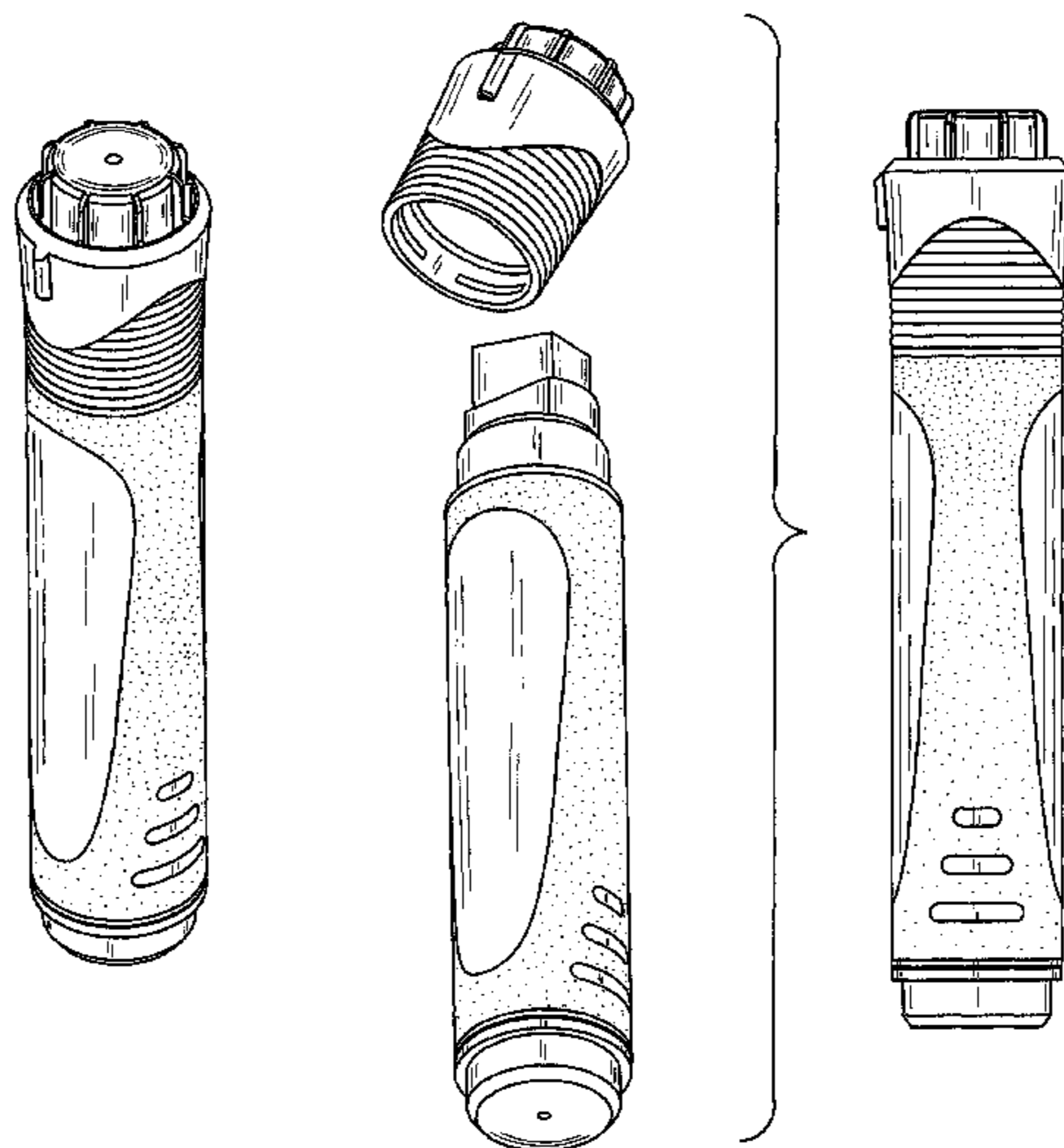
FIG. 7 is a front elevation view thereof;

FIG. 8 is a left side elevation view thereof; and,

FIG. 9 is a rear elevation view thereof.

The stippling shown in the drawings represents a texture on the surface of the highlighter.

1 Claim, 4 Drawing Sheets



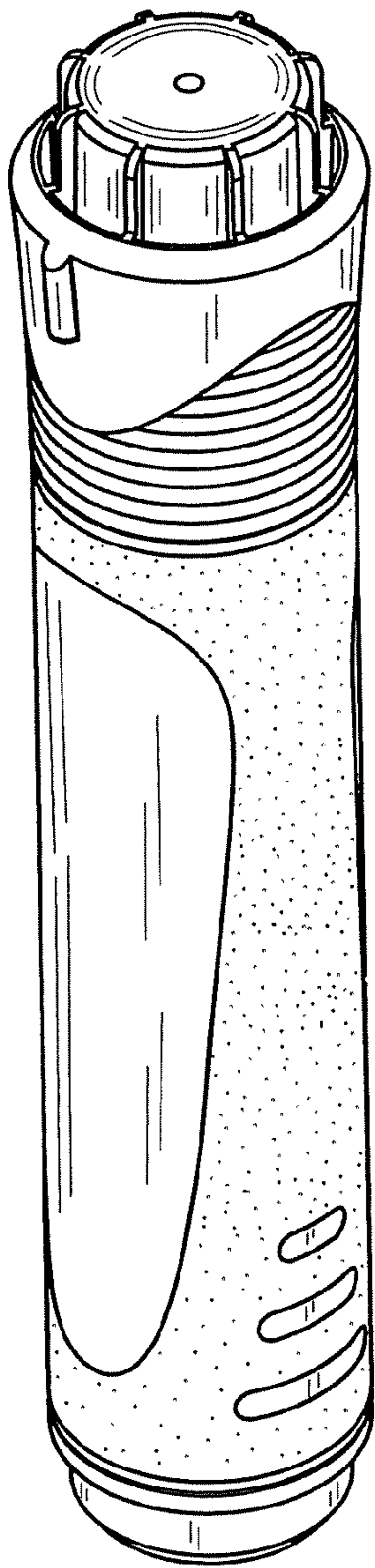


Fig. 1.

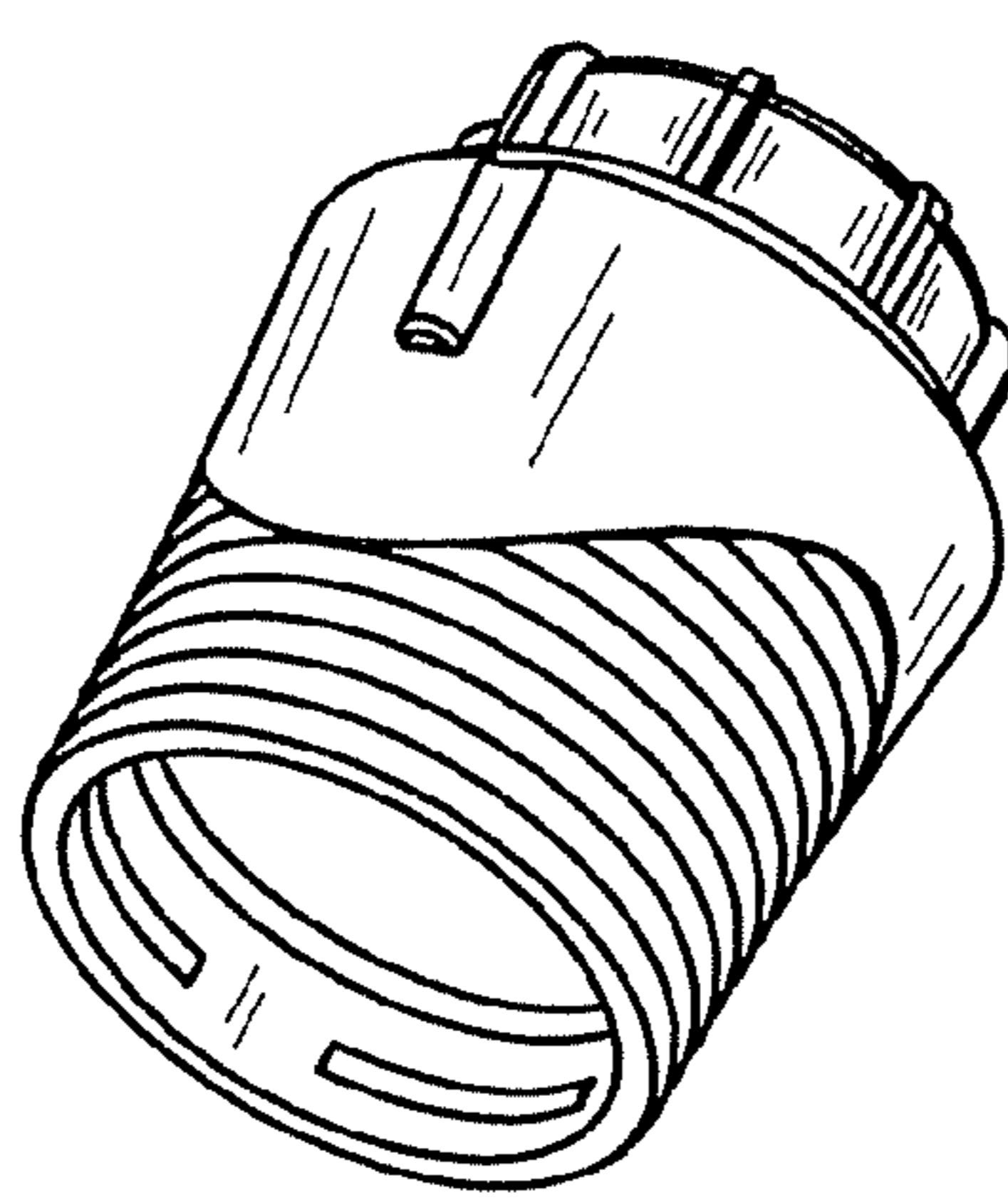

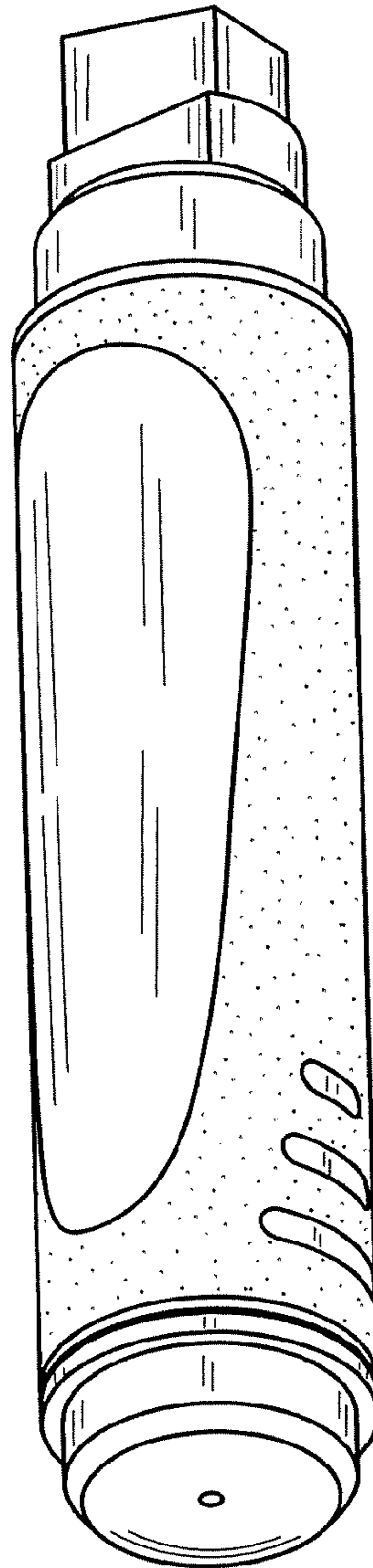


Fig. 2.



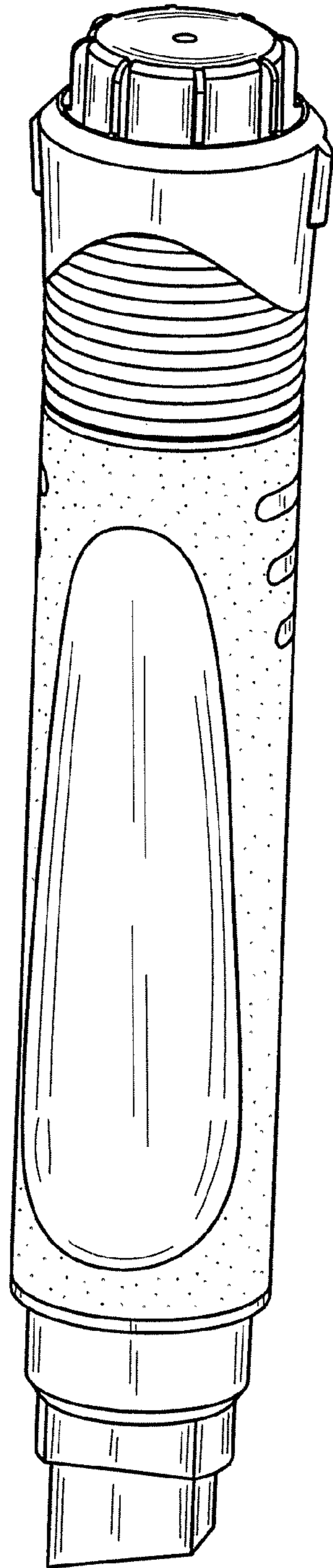


Fig. 3.

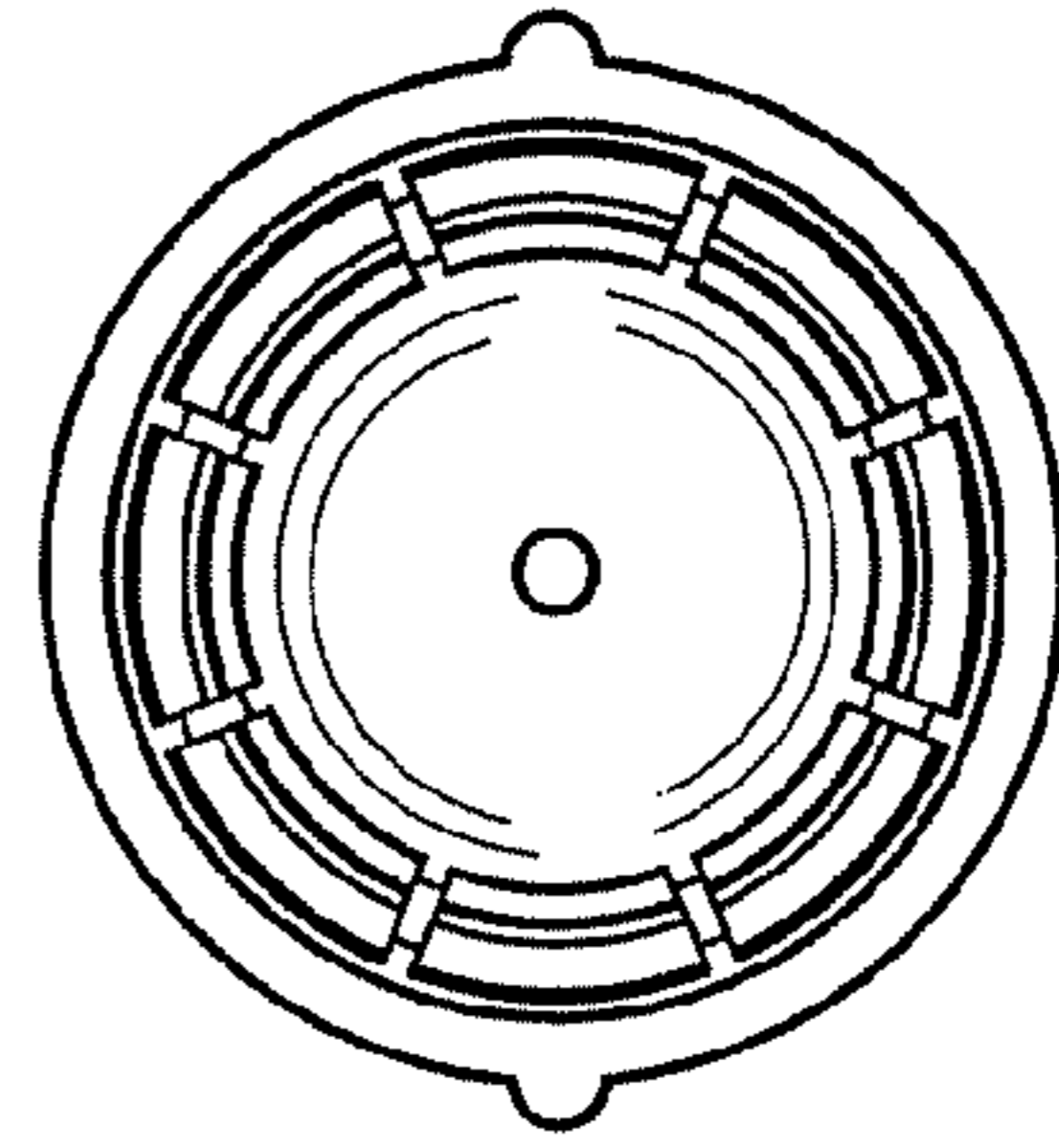


Fig. 4.

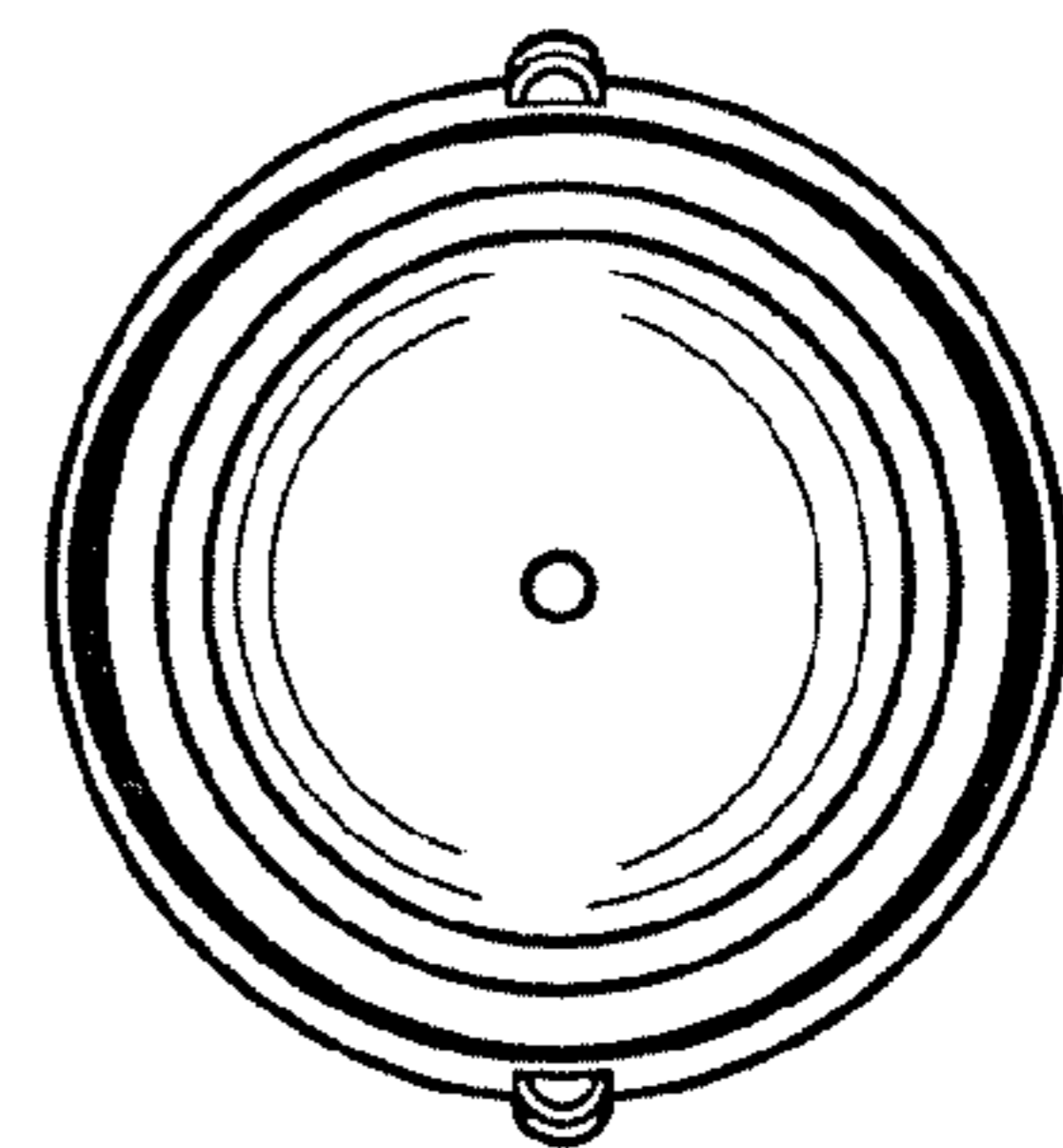


Fig. 5.

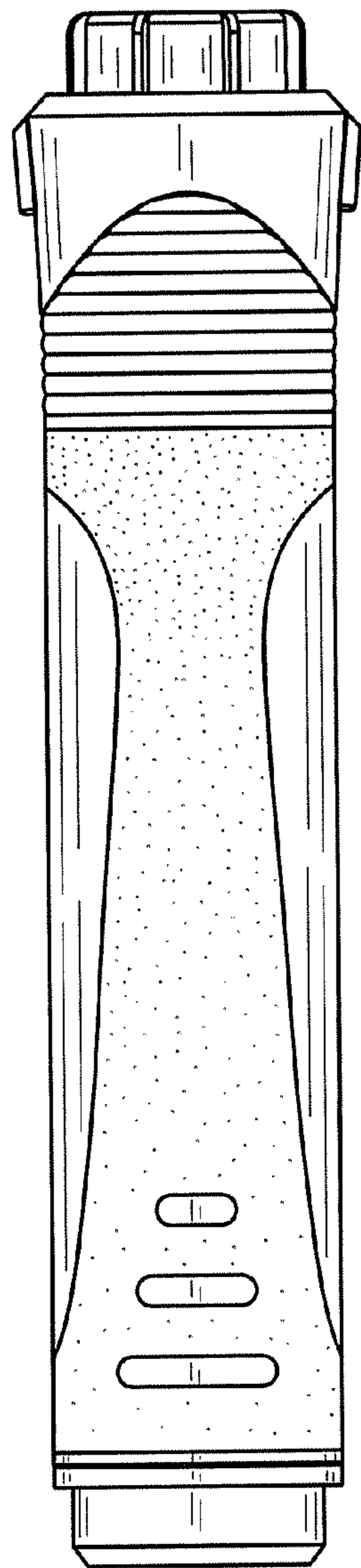


Fig. 6.

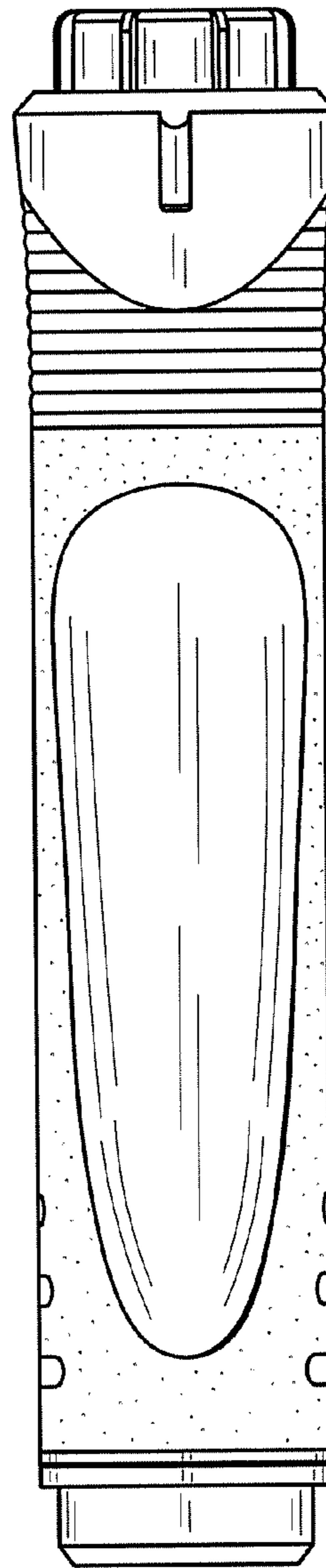


Fig. 7.

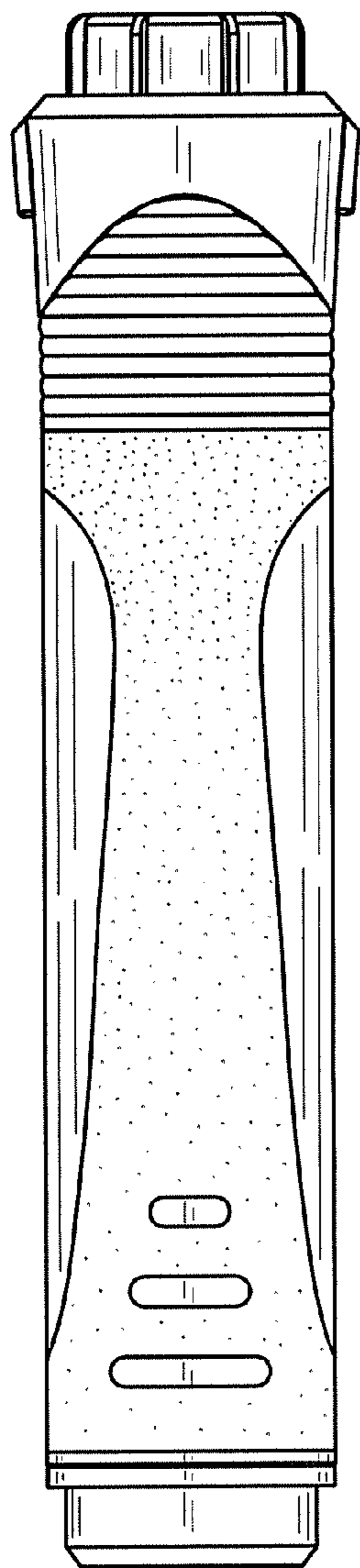


Fig. 8.




Fig. 9.

UNITED STATES PATENT AND TRADEMARK OFFICE
CERTIFICATE OF CORRECTION

PATENT NO. : Des. 572,754 S
APPLICATION NO. : 29/280617
DATED : July 8, 2008
INVENTOR(S) : L. Li

Page 1 of 1

It is certified that error appears in the above-identified patent and that said Letters Patent is hereby corrected as shown below:

On the title page	Asst.	“Karen E Eldridge Powers” should read
Item (56),	Examiner	--Karen E. Eldridge Powers--

Signed and Sealed this

Twelfth Day of May, 2009



JOHN DOLL
Acting Director of the United States Patent and Trademark Office