



US00D572737S

(12) **United States Design Patent**
Okamoto

(10) **Patent No.:** **US D572,737 S**

(45) **Date of Patent:** **** Jul. 8, 2008**

(54) **HUB OF A JOINT FOR A POWER TRANSMISSION**

5,979,632 A * 11/1999 Grosspietsch et al. 192/98
6,135,737 A * 10/2000 Miura et al. 418/55.3
D529,778 S * 10/2006 Albertson et al. D8/70

(75) Inventor: **Taichi Okamoto**, Gifu (JP)

FOREIGN PATENT DOCUMENTS

(73) Assignee: **Nabeya Bi-Tech Kabushiki Kaisha**,
Gifu-shi (JP)

JP 2002-327774 11/2005

OTHER PUBLICATIONS

(**) Term: **14 Years**

Office Action (Japan) relating to Japan Application No. D2005-20240, mailed Feb. 22, 2008.

(21) Appl. No.: **29/284,797**

* cited by examiner

(22) Filed: **Sep. 14, 2007**

Primary Examiner—Sandra Snapp

Assistant Examiner—Patricia Palasik

(74) *Attorney, Agent, or Firm*—Sheridan Ross P.C.

(51) **LOC (8) Cl.** **15-09**

(52) **U.S. Cl.** **D15/143**

(58) **Field of Classification Search** D8/70;
D15/138, 143, 148, 149; 74/471 R, 473.36,
74/523; 137/539; 180/259; 192/59, 82 T,
192/103 F, 104 F, 110 B; 464/27, 102, 138,
464/143, 906

See application file for complete search history.

(57) **CLAIM**

The ornamental design for a hub of a joint for a power transmission, as shown and described.

DESCRIPTION

FIG. 1 is a front perspective view of a hub of a joint for a power transmission showing my new design;

FIG. 2 is a rear perspective view thereof;

FIG. 3 is a front view thereof, the rear view being a mirror image of FIG. 3;

FIG. 4 is a top plan view thereof;

FIG. 5 is a bottom plan view thereof;

FIG. 6 is a right side elevational view thereof; and,

FIG. 7 is a left side elevational view thereof.

(56) **References Cited**

U.S. PATENT DOCUMENTS

3,688,521 A * 9/1972 Smith et al. 464/146
4,634,396 A * 1/1987 Tangorra 464/55
4,750,601 A * 6/1988 Gay et al. 192/98
4,953,421 A * 9/1990 Engel et al. 74/523
5,022,645 A * 6/1991 Green 271/276
D324,870 S * 3/1992 Dealey D15/143
5,807,180 A * 9/1998 Knodle et al. 464/139
D400,773 S * 11/1998 Lin D8/70
D415,402 S * 10/1999 Learng D8/70

1 Claim, 7 Drawing Sheets

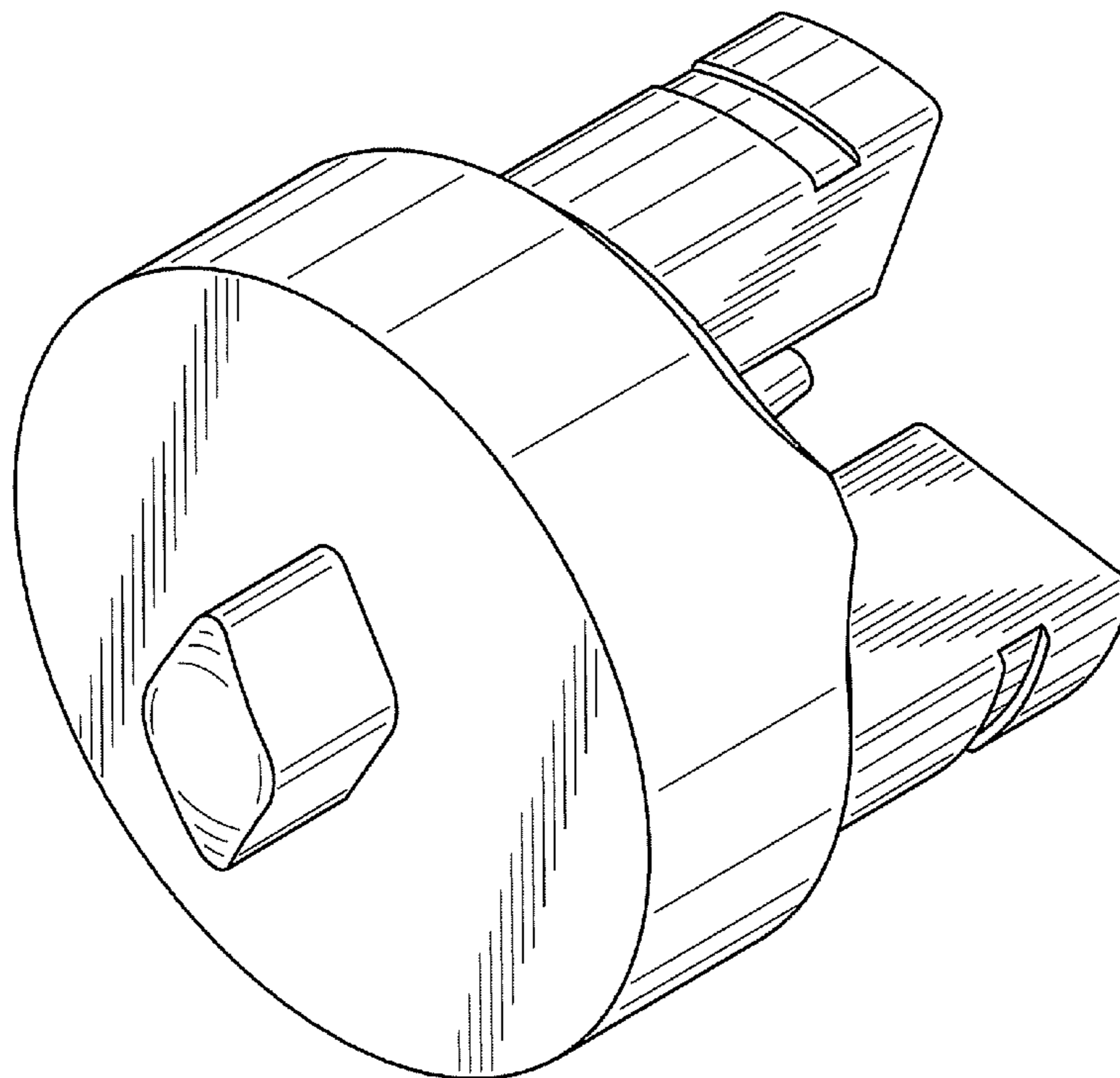


FIG. 1

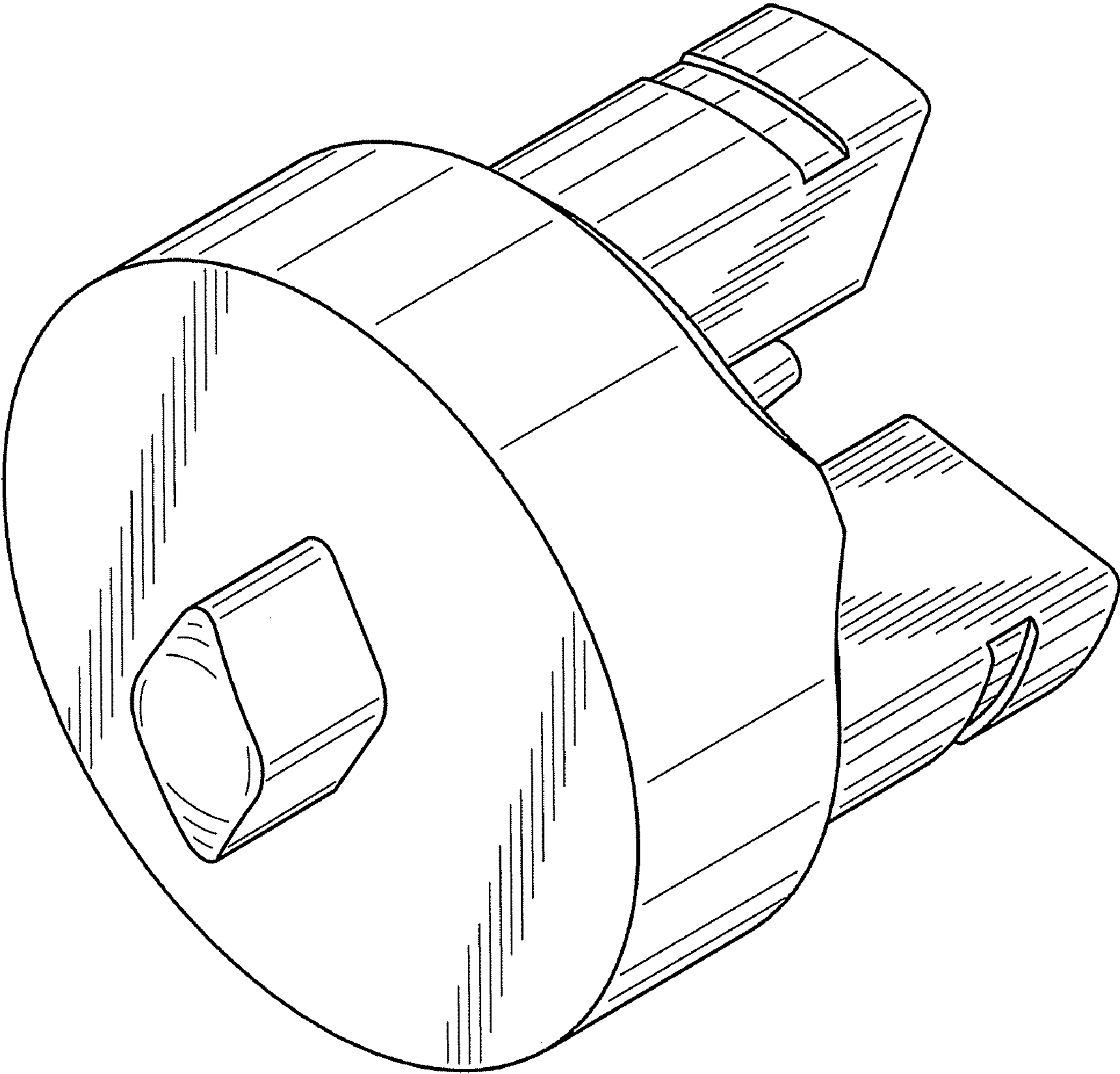


FIG. 2

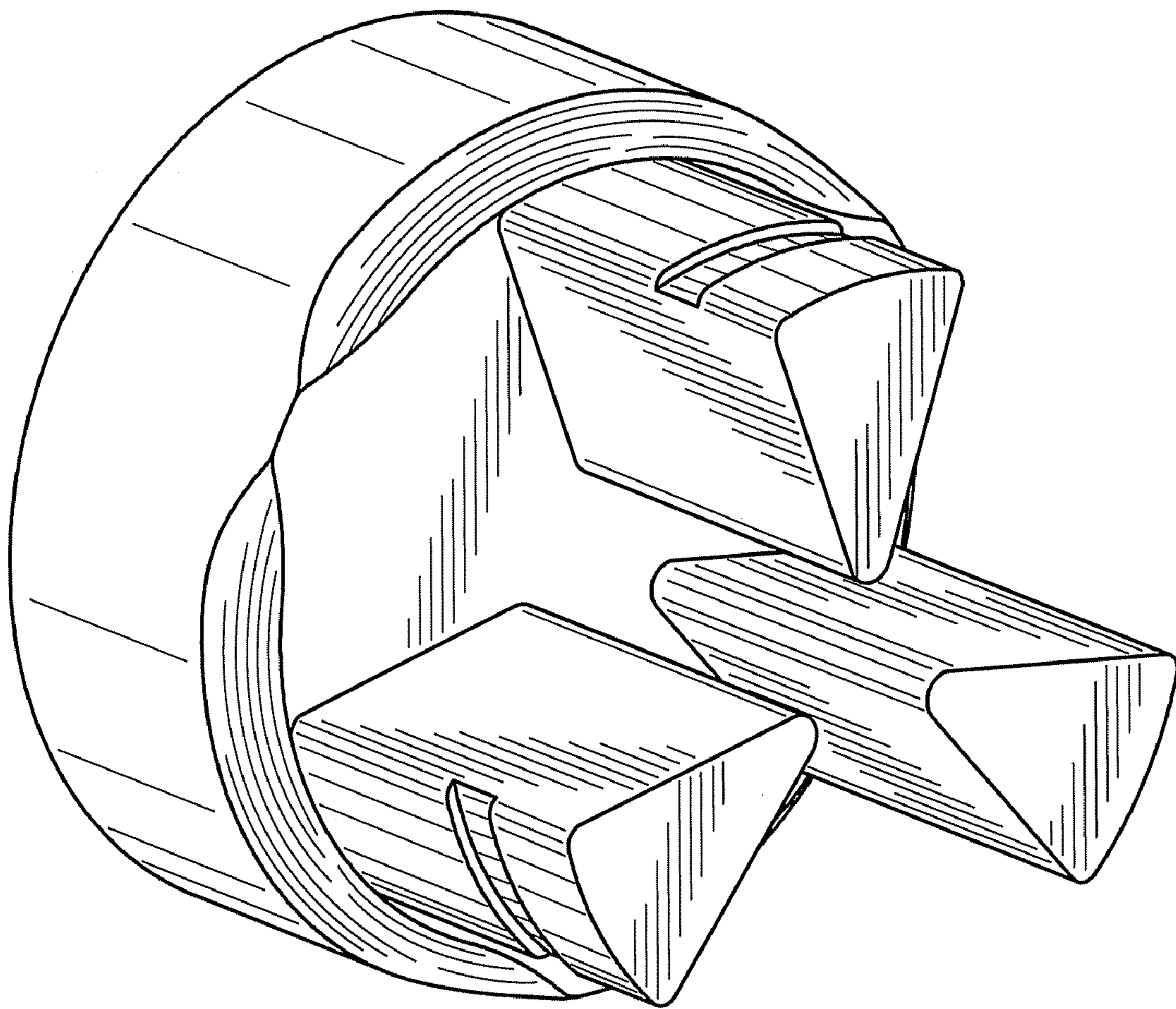


FIG. 3

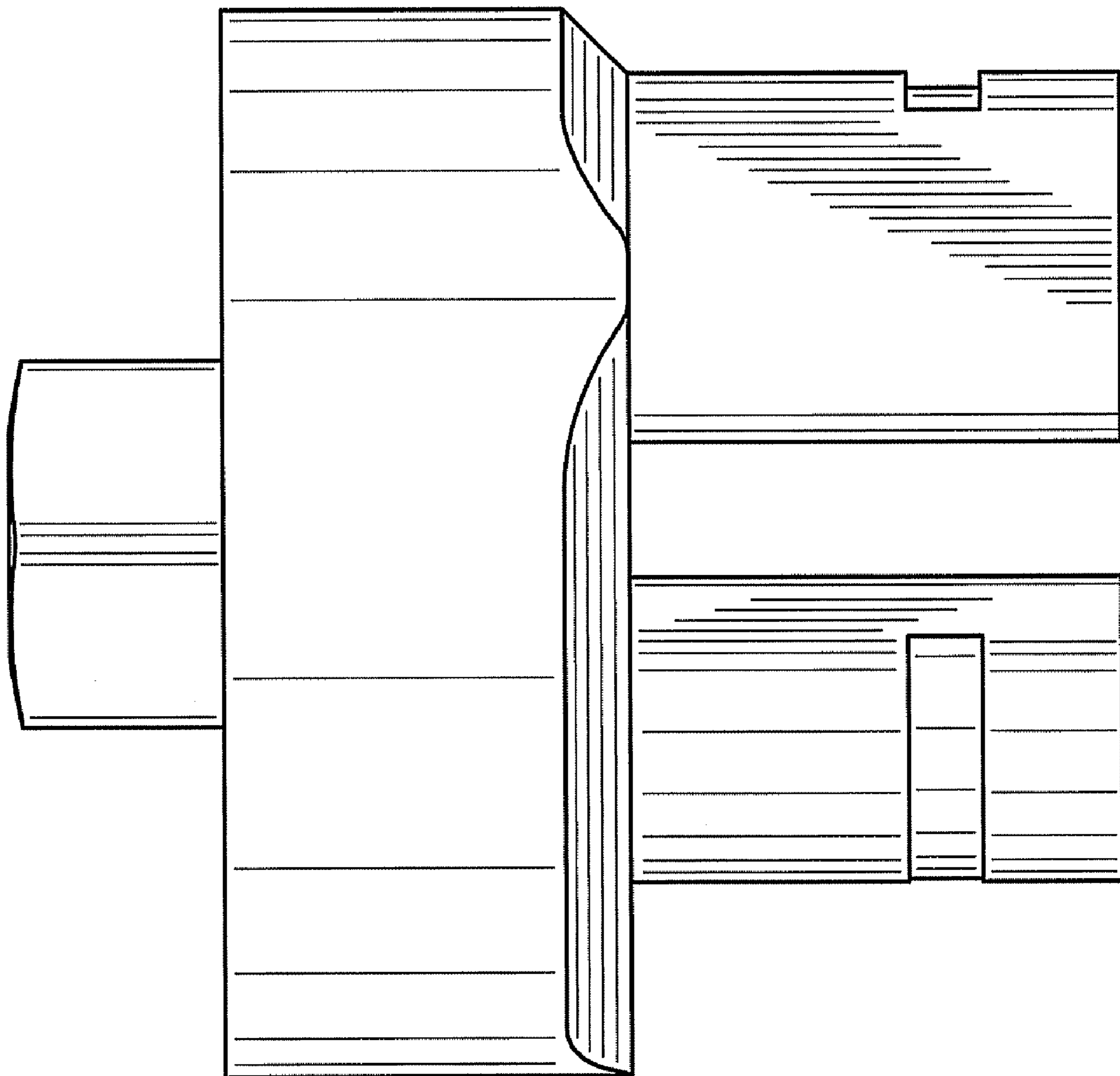


FIG. 4

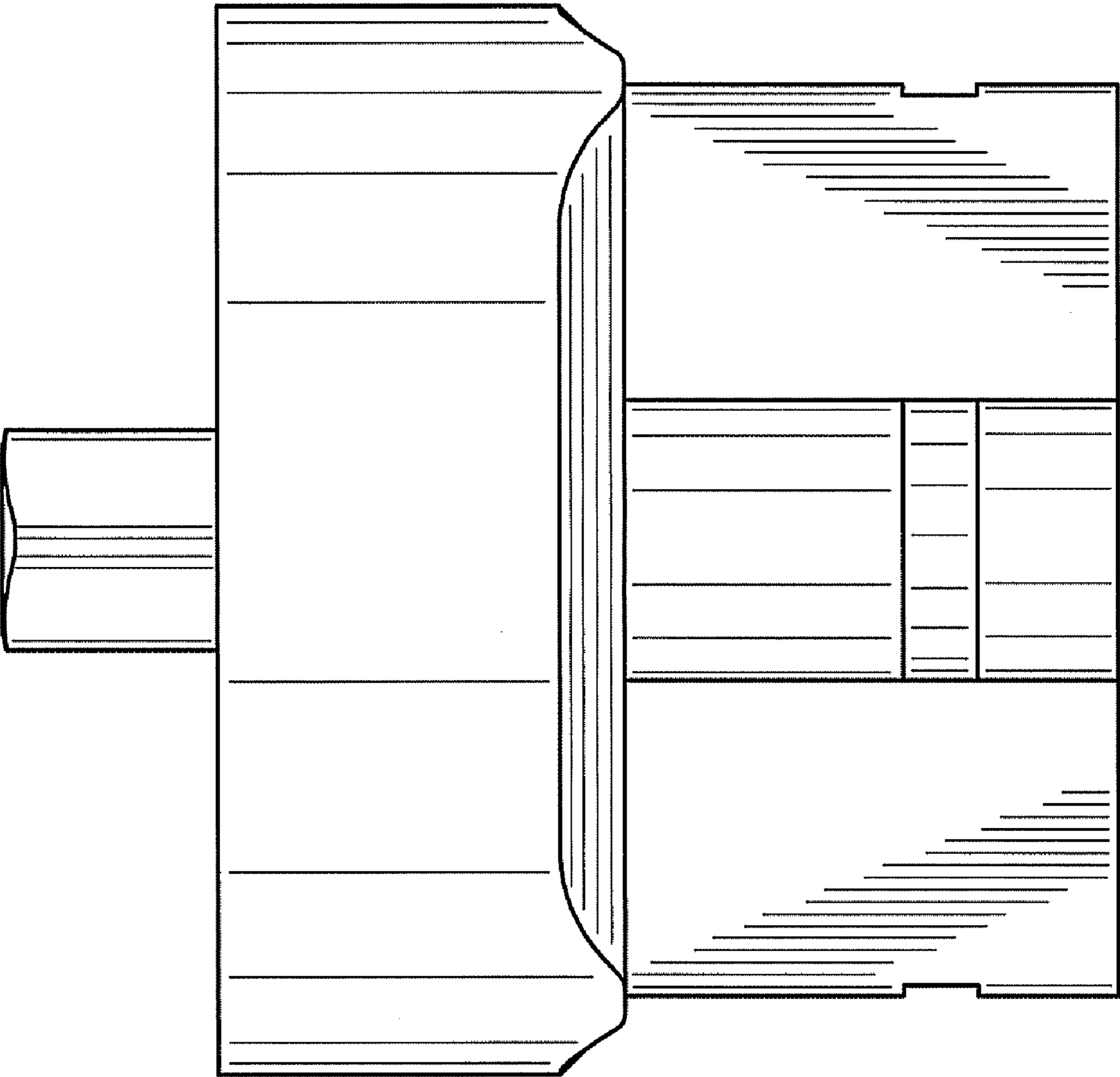


FIG. 5

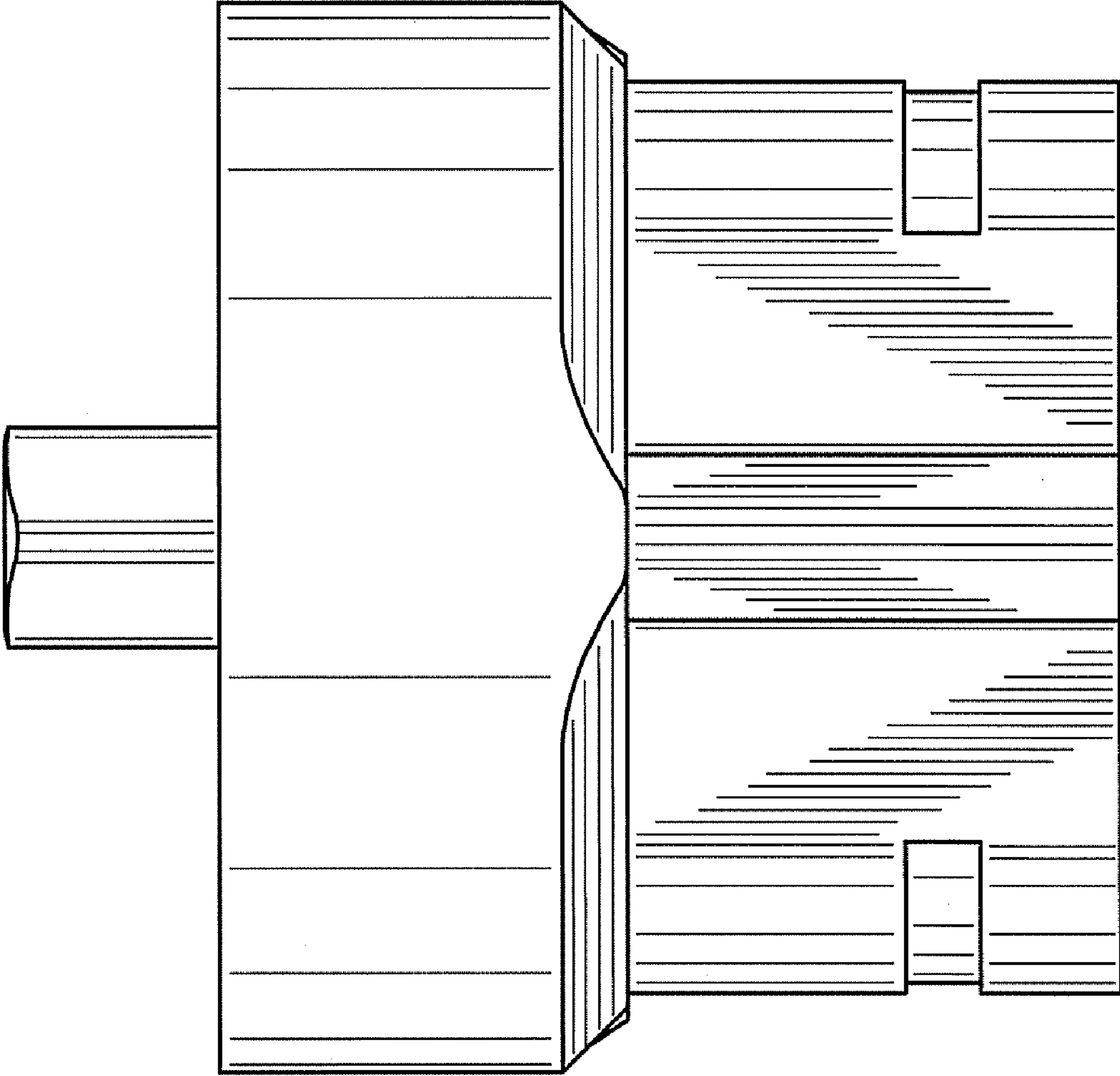


FIG. 6




FIG. 7

