



US00D572729S

(12) **United States Design Patent**  
**Ledbetter et al.**

(10) **Patent No.:** **US D572,729 S**  
(45) **Date of Patent:** **\*\* Jul. 8, 2008**

(54) **MEDIA PLAYER**

D555,169 S \* 11/2007 Shimizu et al. .... D14/496

(75) Inventors: **Carl J. Ledbetter**, Mercer Island, WA (US); **Catherine Kim**, Seattle, WA (US); **Steven T. Kaneko**, Medina, WA (US); **Anton Andrews**, Seattle, WA (US); **Donald R. Coyner**, Sammamish, WA (US)

FOREIGN PATENT DOCUMENTS  
JP D1250015 7/2005

(73) Assignee: **Microsoft Corporation**, Redmond, WA (US)

OTHER PUBLICATIONS

(\*\*) Term: **14 Years**

Apple Corporation, iPod images, 1 color sheet, dated 2006 (or as listed by model).  
Color images of Microsoft Zune product, 3 sheets, dated 2006.  
U.S. Appl. No. 29/247,864, filed Jul. 21, 2006.  
U.S. Appl. No. 29/247,965, filed Jul. 21, 2006.  
U.S. Appl. No. 29/247,966, filed Jul. 21, 2006.  
U.S. Appl. No. 29/247,967, filed Jul. 21, 2006.  
U.S. Appl. No. 29/247,968, filed Jul. 21, 2006.

(21) Appl. No.: **29/280,351**

\* cited by examiner

(22) Filed: **May 24, 2007**

*Primary Examiner*—Prabhakar Deshmukh  
(74) *Attorney, Agent, or Firm*—Banner & Witcoff, Ltd.

(51) **LOC (8) Cl.** ..... **14-03**

(52) **U.S. Cl.** ..... **D14/496**

(58) **Field of Classification Search** ..... D14/496,  
D14/401, 435, 474, 483, 217, 137, 138, 160,  
D14/168; 345/156, 169, 173–179, 905; 715/727–729,  
715/864; 455/11.1, 7, 73, 344–347, 93, 95;  
370/342–344; 369/1, 2, 6, 12; 463/43–47;  
273/148 B  
See application file for complete search history.

(57) **CLAIM**

The ornamental design for a media player, as shown and described.

(56) **References Cited**

**DESCRIPTION**

U.S. PATENT DOCUMENTS

6,122,526 A \* 9/2000 Parulski et al. .... 455/556.1  
D489,052 S \* 4/2004 Shiraki et al. .... D14/156  
6,977,675 B2 \* 12/2005 Kotzin ..... 348/208.2  
D521,023 S \* 5/2006 Kim et al. .... D14/496  
7,046,230 B2 \* 5/2006 Zadesky et al. .... 345/156  
D547,330 S \* 7/2007 Lee ..... D14/496  
D547,331 S \* 7/2007 Jung et al. .... D14/496  
7,258,449 B2 \* 8/2007 Chong et al. .... 353/85  
D553,640 S \* 10/2007 Kimura et al. .... D14/496

FIG. 1 is a front isometric view of a media player showing our new design;

FIG. 2 is a front elevational view thereof;

FIG. 3 is a left side elevational view thereof;


FIG. 4 is a right side elevational view thereof;

FIG. 5 is a top plan view thereof; and,

FIG. 6 is a bottom plan view thereof.

The broken line showing of the remainder of the media player in FIGS. 1–6 is for illustrative purposes only and forms no part of the claimed design.

**1 Claim, 4 Drawing Sheets**






FIG. 1

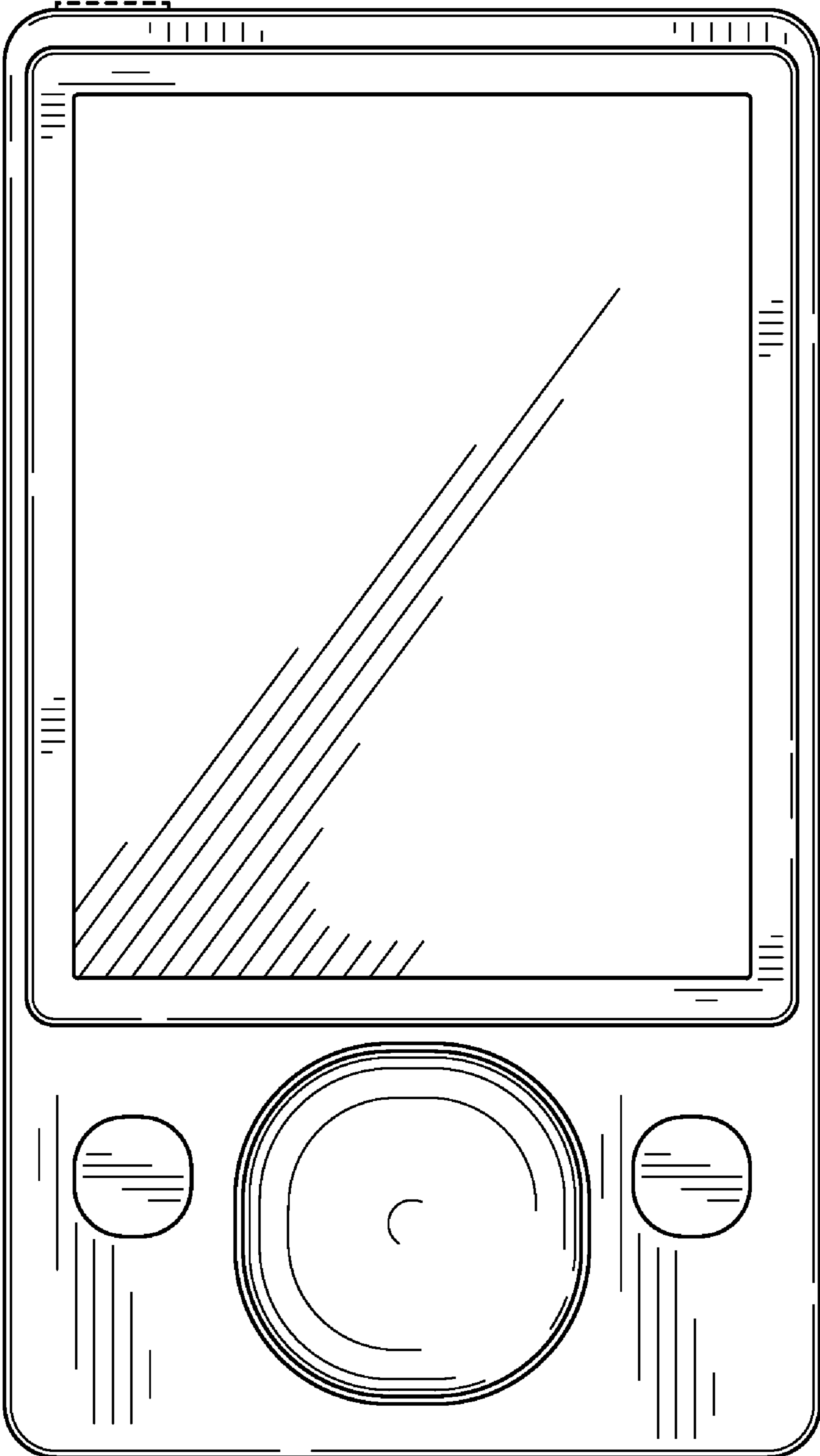


FIG. 2

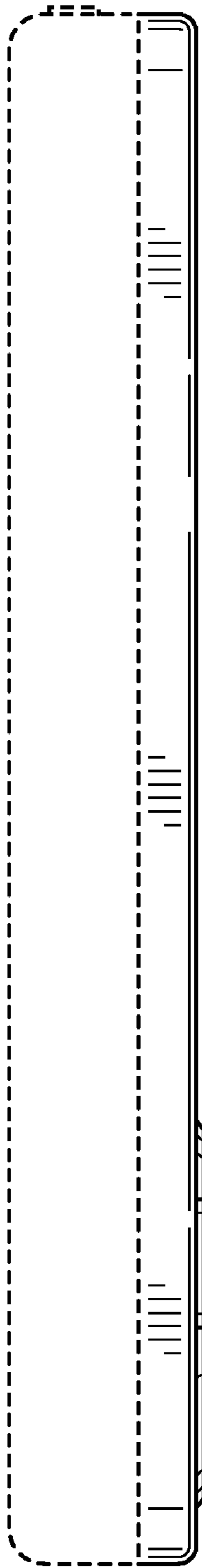


FIG. 3

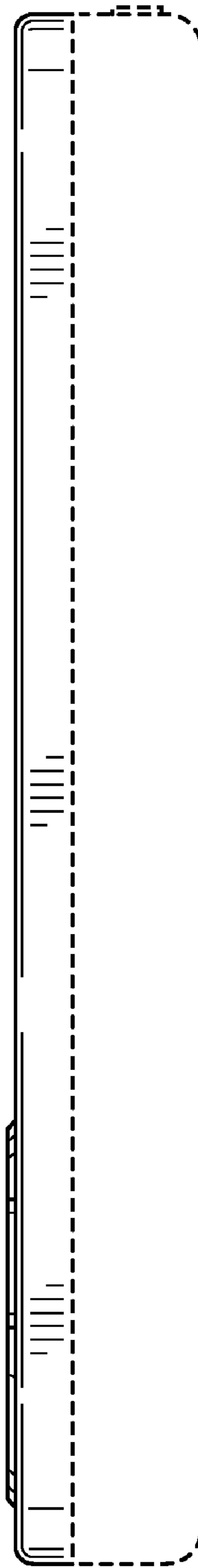


FIG. 4

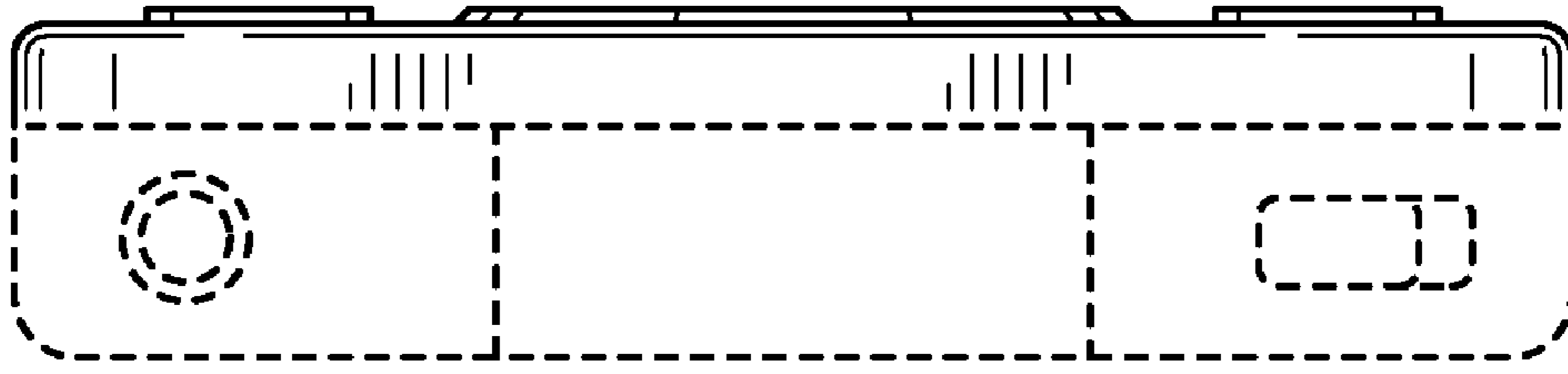


FIG. 5




FIG. 6