



US00D572700S

(12) **United States Design Patent**
Kwon et al.

(10) **Patent No.:** **US D572,700 S**
(45) **Date of Patent:** **** Jul. 8, 2008**

(54) **PORTABLE PHONE**

(75) Inventors: **Kyung-Jun Kwon**, Hanam-Si (KR);
Nam-Mi Kim, Seoul (KR); **Chang-Soo Lee**, Incheon-Si (KR)

(73) Assignee: **Samsung Electronics Co., Ltd.**,
Suwon-Si (KR)

(**) Term: **14 Years**

(21) Appl. No.: **29/292,814**

(22) Filed: **Oct. 30, 2007**

(30) **Foreign Application Priority Data**

Jul. 5, 2007 (KR) 30-2007-0029207

(51) **LOC (8) Cl.** **14-03**

(52) **U.S. Cl.** **D14/138**

(58) **Field of Classification Search** D14/137-138,
D14/147-148, 156, 218, 247-248, 341-347,
D14/390, 399, 455, 456, 496; D16/208;
D21/329, 331, 333, 517; 348/14.01-14.02;
361/814; 379/433.01-433.13; 455/90.3,
455/556.1-556.2, 566, 575.1, 575.3, 575.4;
D13/164, 168; 439/165; 343/702

See application file for complete search history.

(56) **References Cited**

U.S. PATENT DOCUMENTS

D515,528 S * 2/2006 Miyazawa et al. D14/138
D525,228 S * 7/2006 Kim et al. D14/138
D532,767 S * 11/2006 Yoshino et al. D14/138
D540,773 S * 4/2007 Meng et al. D14/138
D543,967 S * 6/2007 Peng D14/138
D545,800 S * 7/2007 Ou et al. D14/138
D546,316 S * 7/2007 Wu et al. D14/138
D549,208 S * 8/2007 Huang et al. D14/138

D556,170 S * 11/2007 Lee et al. D14/138
D556,173 S * 11/2007 Suk et al. D14/138
D556,174 S * 11/2007 Suk et al. D14/138
D560,631 S * 1/2008 Sheu et al. D14/138
2005/0113135 A1 * 5/2005 Goebel et al. 455/556.1

FOREIGN PATENT DOCUMENTS

WO DM/067687 * 3/2006
WO DM/068067 * 8/2006

OTHER PUBLICATIONS

Nokia 7360, announced Oct. 2005, <URL:http://www.gsmarena.com/nokia_7360-pictures-1330.php>, retrieved from internet Feb. 28, 2008.*

Sony Ericsson K610, announced Feb. 2006, <URL:http://www.gsmarena.com/sony_ericsson_k610-pictures-1431.php>, retrieved from internet Feb. 28, 2008.*

* cited by examiner

Primary Examiner—Ian Simmons

Assistant Examiner—Carla Wright

(74) *Attorney, Agent, or Firm*—Staas & Halsey LLP

(57) **CLAIM**

The ornamental design for a portable phone, as shown and described.

DESCRIPTION

FIG. 1 is a perspective view of a portable phone;
FIG. 2 is a front view of the portable phone of FIG. 1;
FIG. 3 is a rear view of the portable phone of FIG. 1;
FIG. 4 is a left-side view of the portable phone of FIG. 1;
FIG. 5 is a right-side view of the portable phone of FIG. 1;
FIG. 6 is a top plan view of the portable phone of FIG. 1; and,
FIG. 7 is a bottom plan view of the portable phone of FIG. 1.

1 Claim, 4 Drawing Sheets

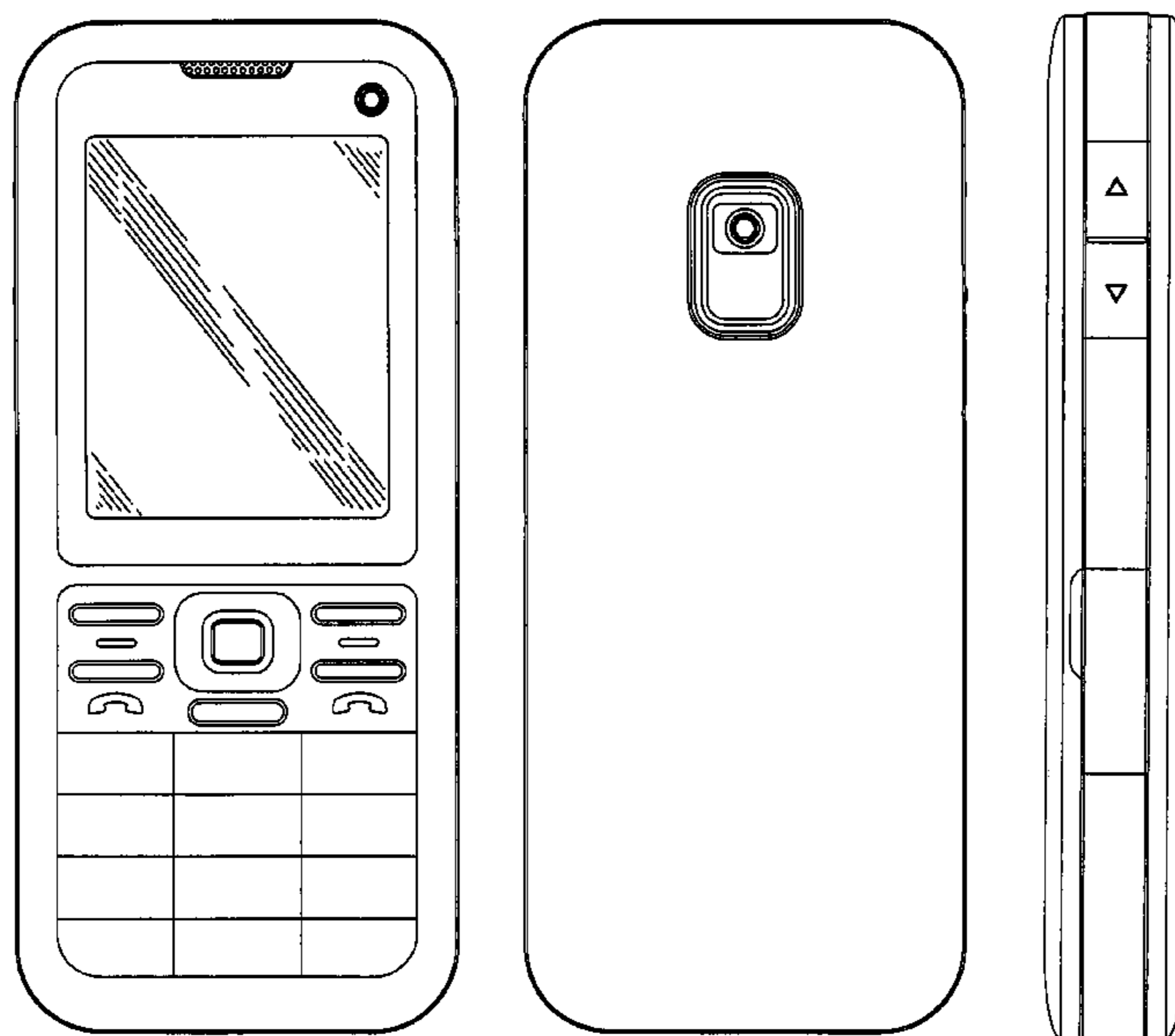


FIG. 1

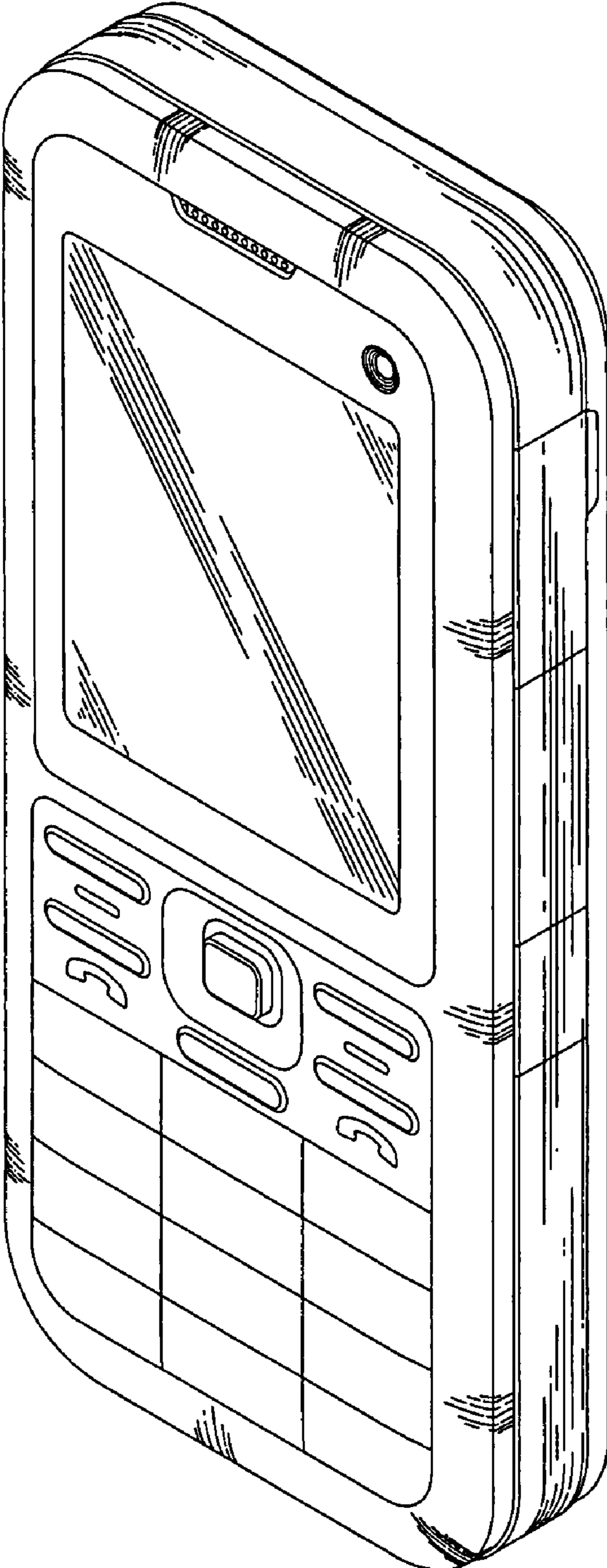


FIG. 2

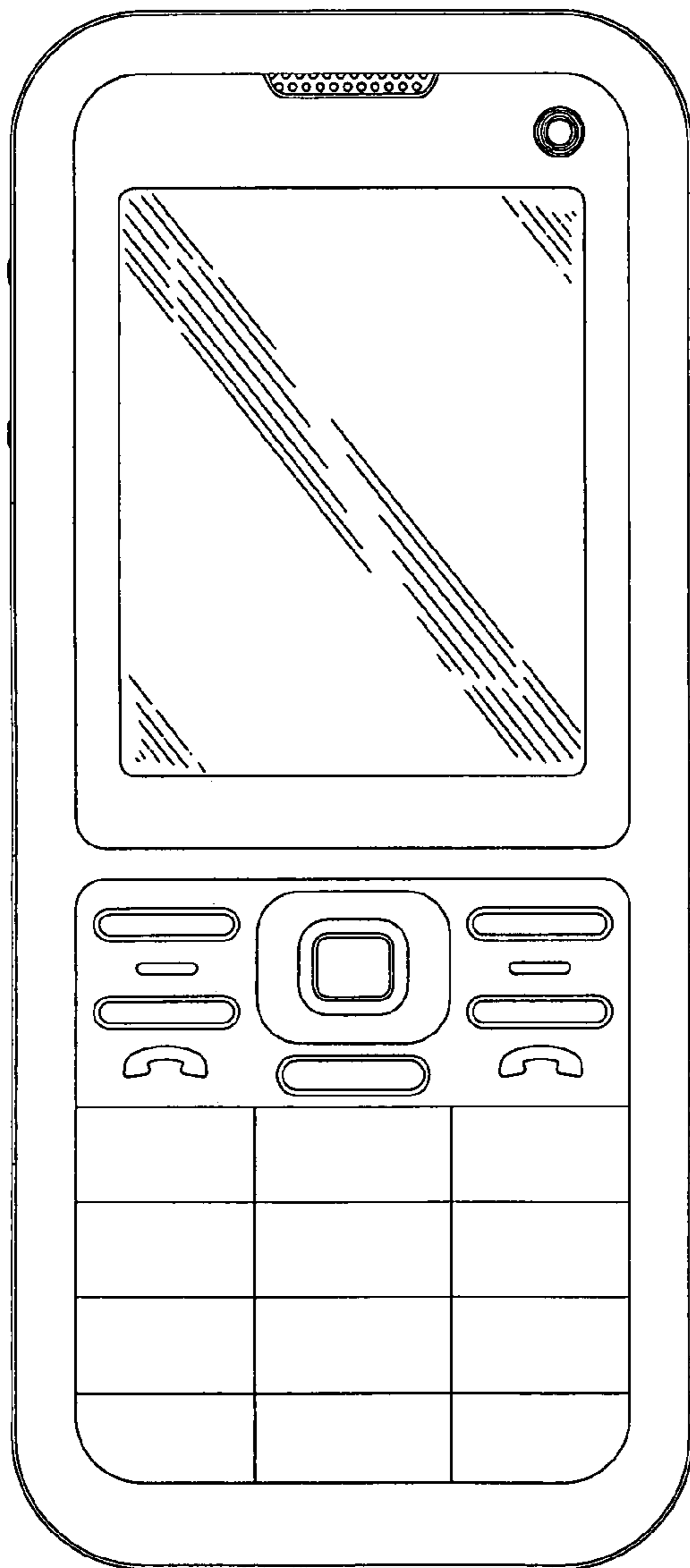


FIG. 3




FIG. 4

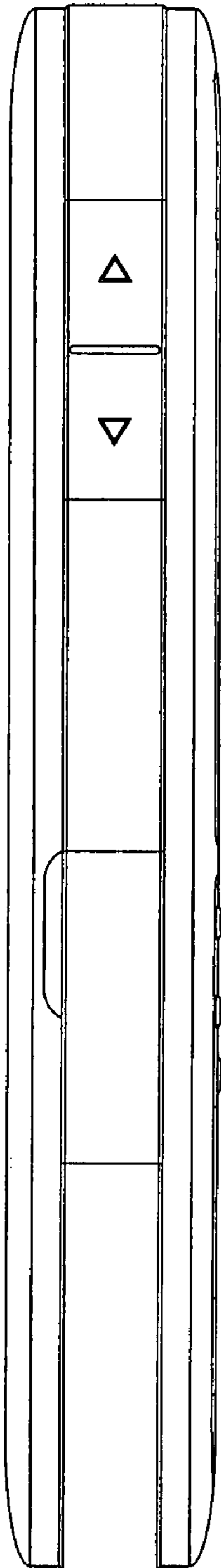


FIG. 5

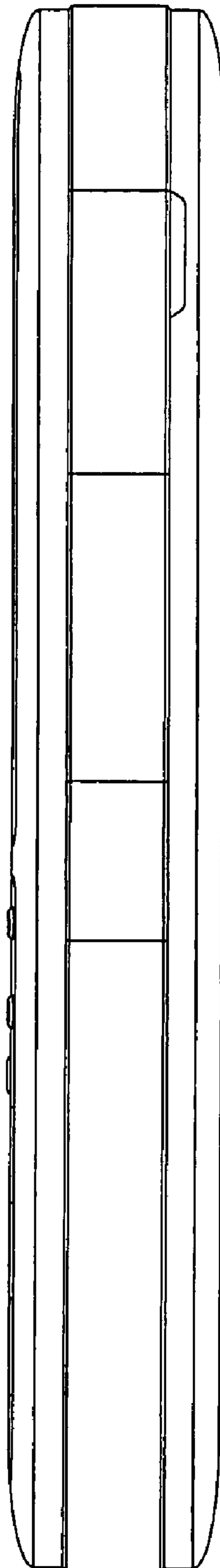


FIG. 6




FIG. 7

