



US00D572672S

(12) **United States Design Patent**
Adducci et al.

(10) **Patent No.:** **US D572,672 S**
(45) **Date of Patent:** **** Jul. 8, 2008**

(54) **NETWORK CABINET PANEL**

2007/0183129 A1* 8/2007 Lewis et al. 361/724

(75) Inventors: **Samuel J. Adducci**, Palos Heights, IL (US); **Michael J. McGrath**, New Lenox, IL (US)

OTHER PUBLICATIONS

Rittal TE7000 Brochure, 32 pages, Mar. 2004.
Rittal TS8 Cabinets Brochure, 1 page, date unknown.

* cited by examiner

(73) Assignee: **Panduit Corp.**, Tinley Park, IL (US)

Primary Examiner—Robert M. Spear

Assistant Examiner—Ania K Dworzecka

(**) Term: **14 Years**

(74) *Attorney, Agent, or Firm*—Robert A. McCann; Christopher S. Clancy

(21) Appl. No.: **29/277,859**

(22) Filed: **Mar. 12, 2007**

(57) **CLAIM**

(51) **LOC (8) Cl.** **13-99**

The ornamental design for a network cabinet panel, as shown and described.

(52) **U.S. Cl.** **D13/184; D13/199**

(58) **Field of Classification Search** D13/184, D13/163, 162, 199, 110; D14/300, 301, D14/302, 308, 310, 313, 240; D6/448, 432, D6/440, 446; 361/622, 679, 387-396, 724, 361/728, 736, 796; 174/374, 50, 58, 56, 174/67, 65 R; 220/308, 4.02; D23/329, D23/314

DESCRIPTION

FIG. 1 is a front perspective view of a network cabinet panel with the panel in a closed position (a network cabinet is shown in phantom for reference):

FIG. 2 is a front view thereof (network cabinet not shown):

FIG. 3 is a back view thereof (network cabinet not shown):

FIG. 4 is a right side view thereof (network cabinet not shown):

FIG. 5 is a left side view thereof (network cabinet not shown):

FIG. 6 is a top plan view thereof (network cabinet not shown):

FIG. 7 is a bottom plan view thereof (network cabinet not shown); and,

FIG. 8 is a front perspective view of a network cabinet panel with the panel in an open position (a network cabinet is shown in phantom for reference).

The broken line showing of environmental structure is for illustrative purposes only and forms no part of the claimed design.

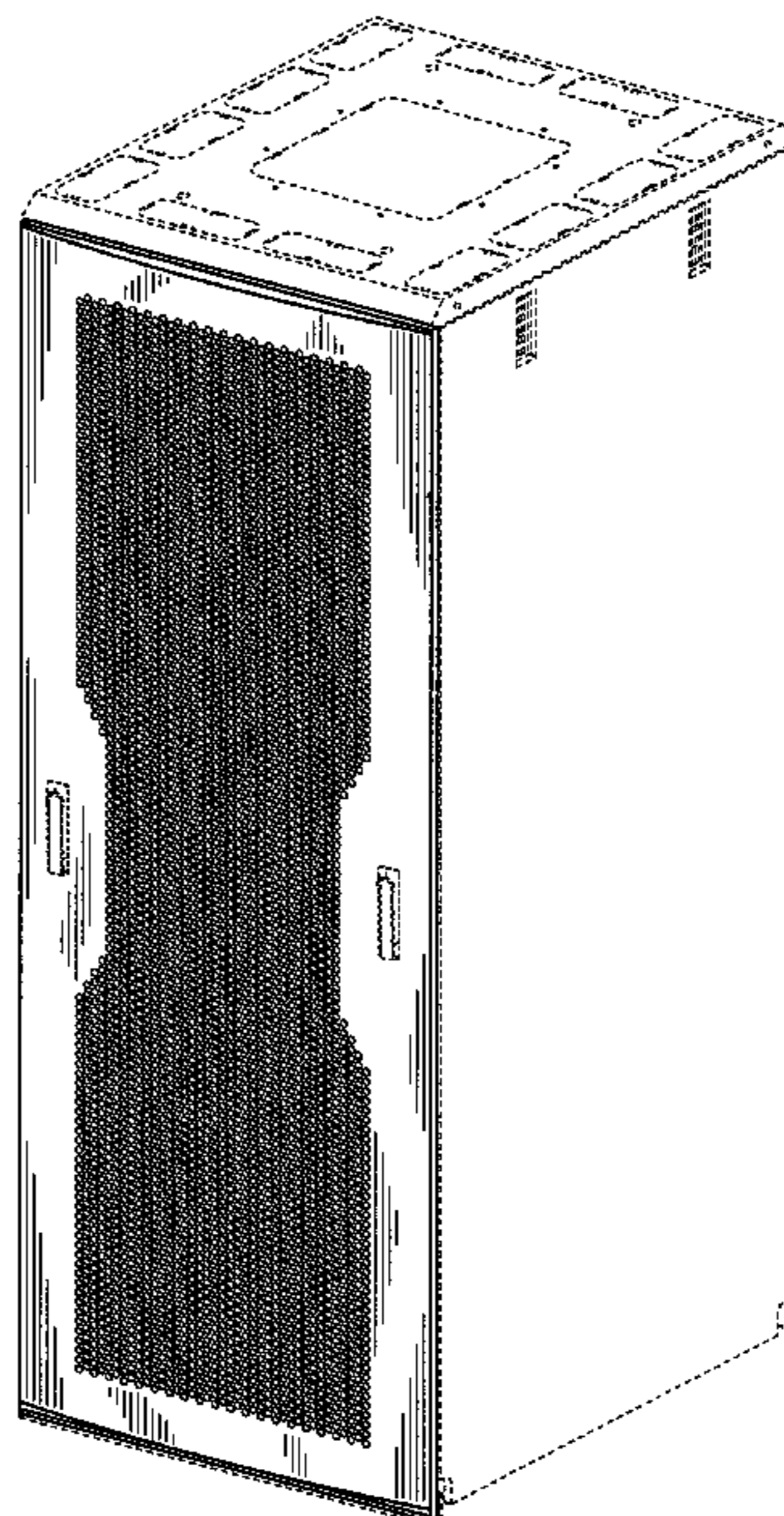
See application file for complete search history.

(56) **References Cited**

U.S. PATENT DOCUMENTS

D423,465 S *	4/2000	Runnalls et al.	D14/140.2
D469,430 S *	1/2003	Sue et al.	D14/349
D476,992 S *	7/2003	Chien et al.	D14/444
D484,502 S *	12/2003	Umezawa et al.	D14/311
D496,037 S *	9/2004	Ooura et al.	D14/356
D496,359 S *	9/2004	Ooura et al.	D14/356
D499,096 S *	11/2004	Deng	D14/353
D500,501 S *	1/2005	Davis	D14/441
D520,016 S *	5/2006	Lin et al.	D14/441
D525,624 S *	7/2006	Chen et al.	D14/444
D528,121 S *	9/2006	Hu et al.	D14/441

1 Claim, 5 Drawing Sheets



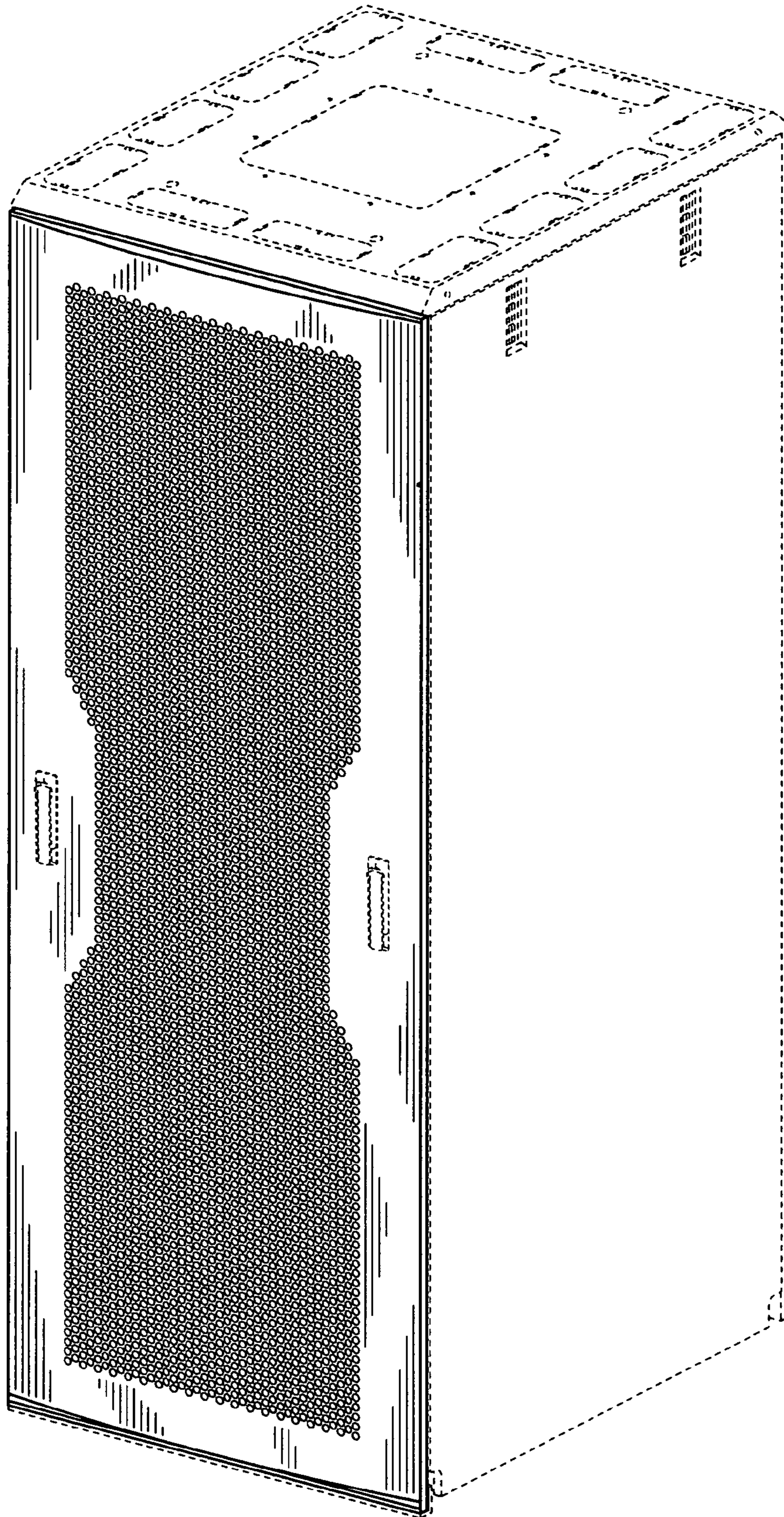


FIG. 1

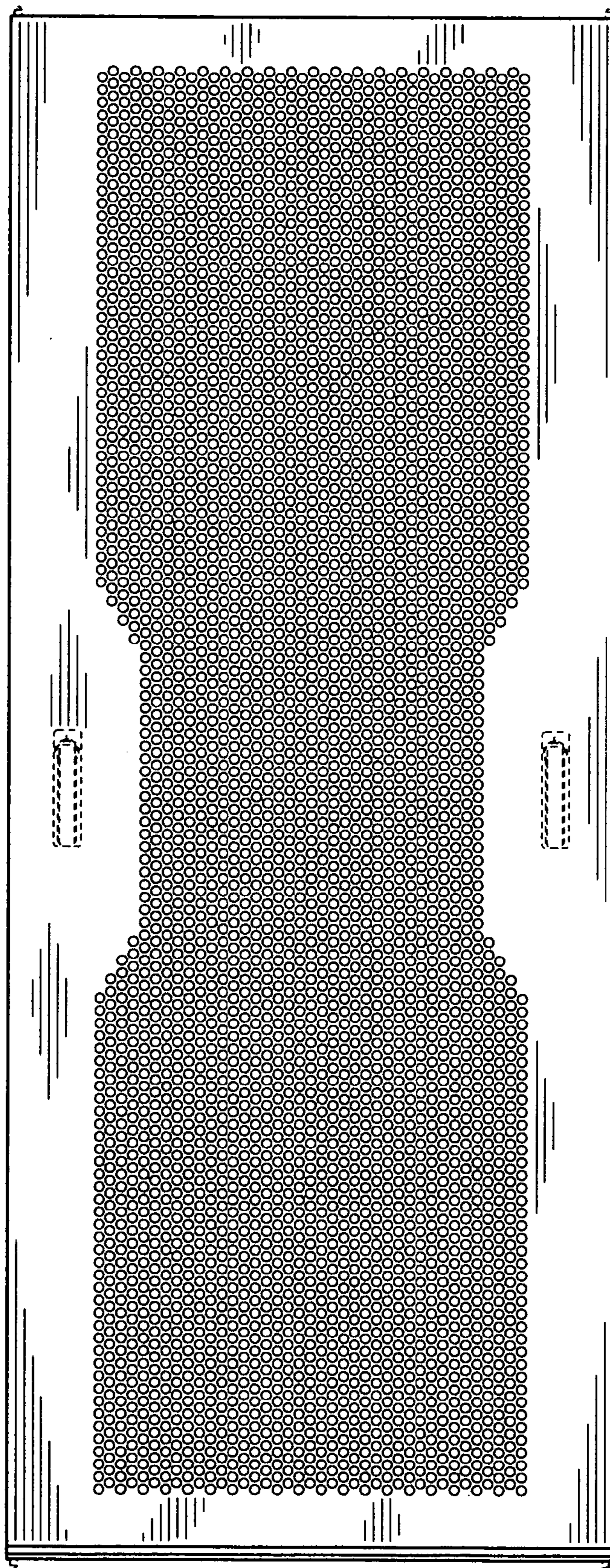


FIG. 2

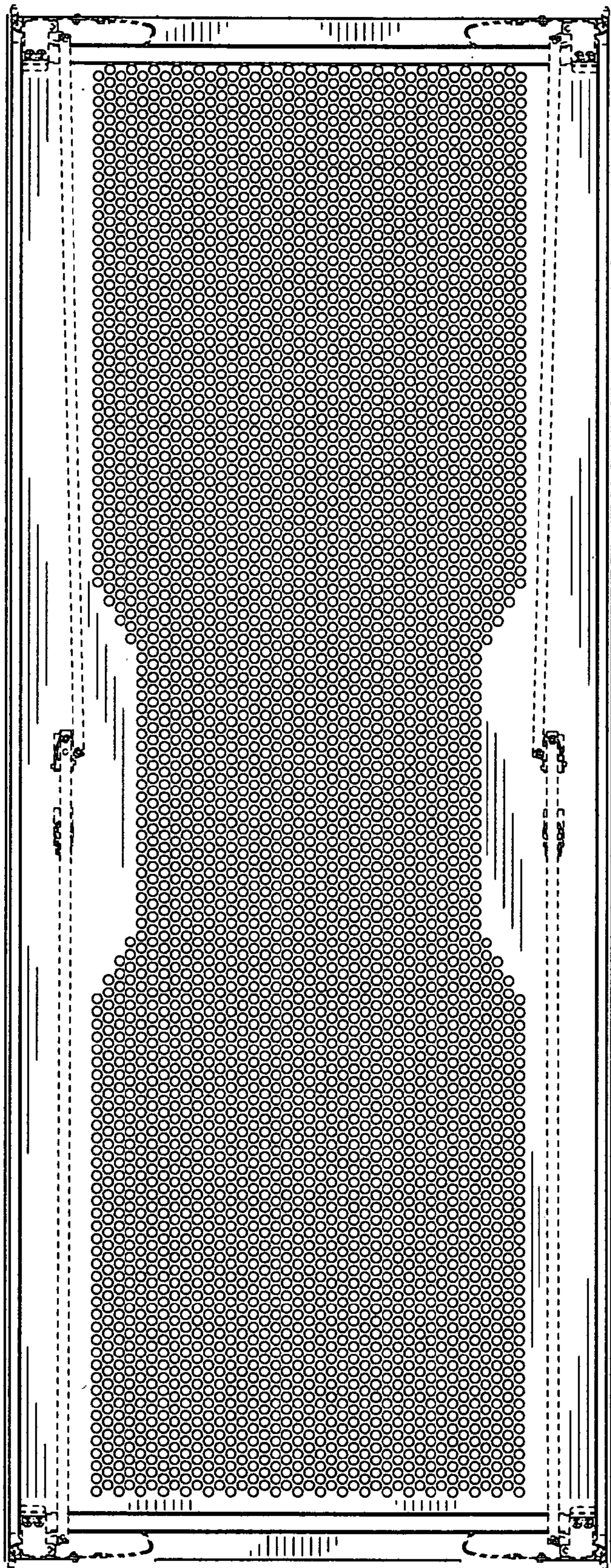


FIG. 3



FIG. 4



FIG. 5

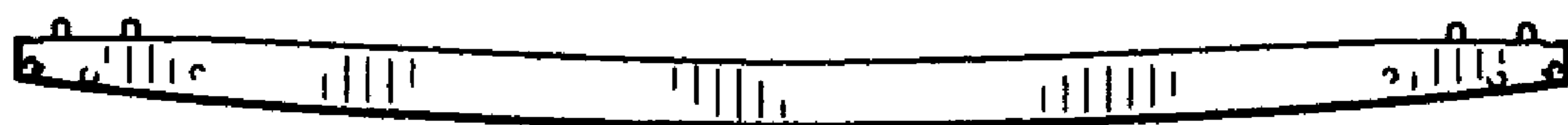


FIG. 6



FIG. 7

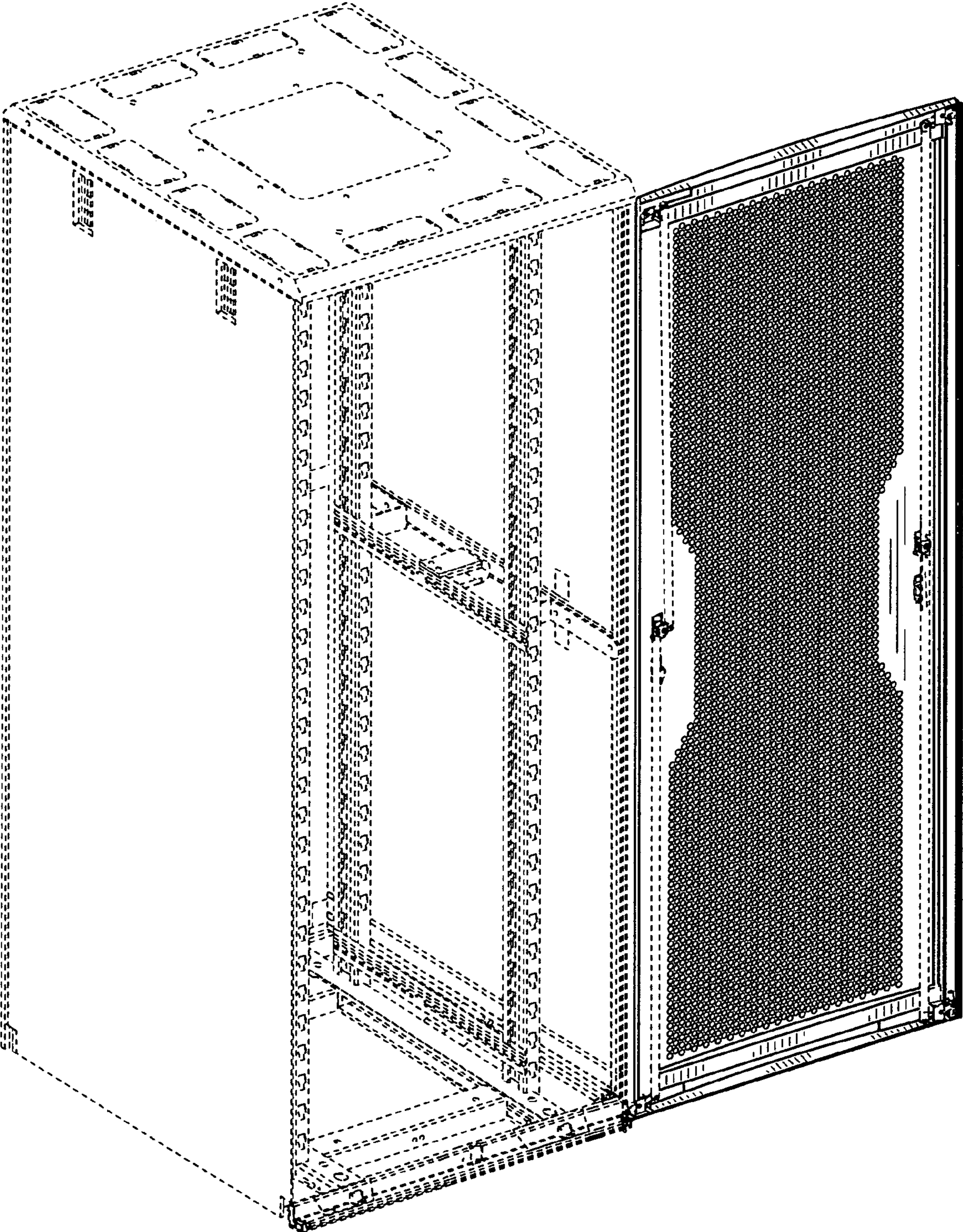


FIG. 8